



US00D358744S

United States Patent [19]

[11] Patent Number: **Des. 358,744**

Entwistle

[45] Date of Patent: **** May 30, 1995**

[54] **TABLE MODEL CORKSCREW WITHOUT CUTTING WHEELS**

4,658,678	4/1987	Pracht	81/3.29
4,727,779	3/1988	Lee	81/3.37
4,800,784	1/1989	Allen	81/3.36

[75] Inventor: **Richard Entwistle**, London, United Kingdom

[73] Assignee: **Le Creuset S.A.**, Fresnoy-le-Grand, France

[**] Term: **14 Years**

[21] Appl. No.: **20,361**

[22] Filed: **Mar. 25, 1994**

[30] **Foreign Application Priority Data**

Sep. 27, 1993 [GB] United Kingdom GB2034190

[52] U.S. Cl. **D8/42**; 81/3.29

[58] Field of Search D8/18, 33, 34, 38, 42, D8/43; 81/3.29, 3.09, 3.36, 3.48, 3.49; 7/151, 154-155, 156

[56] **References Cited**

U.S. PATENT DOCUMENTS

D. 293,414	12/1987	Allen	D8/43
310,766	1/1885	Wilhelm	81/3.29
4,377,096	3/1983	Allen	81/3.36

OTHER PUBLICATIONS

Hallen Company Publication, Sep. 1982.

Primary Examiner—Prabhakar G. Deshmukh

Assistant Examiner—Adir Aronovich

Attorney, Agent, or Firm—Browning, Bushman, Anderson & Brookhart

[57] **CLAIM**

The ornamental design for a table model corkscrew without cutting wheels, as shown and described.

DESCRIPTION

FIG. 1 is a top plan view of a table model corkscrew without cutting wheels showing my new design;

FIG. 2 is a front elevational view thereof, the rear elevational view being identical;

FIG. 3 is a side elevational view thereof, the opposite side elevational view being identical;

FIG. 4 is a front elevation of the corkscrew shown in FIGS. 1-3 with the helix raised; and,

FIG. 5 is bottom view of the corkscrew as shown in FIGS. 1-4.




FIG. 1




FIG. 4

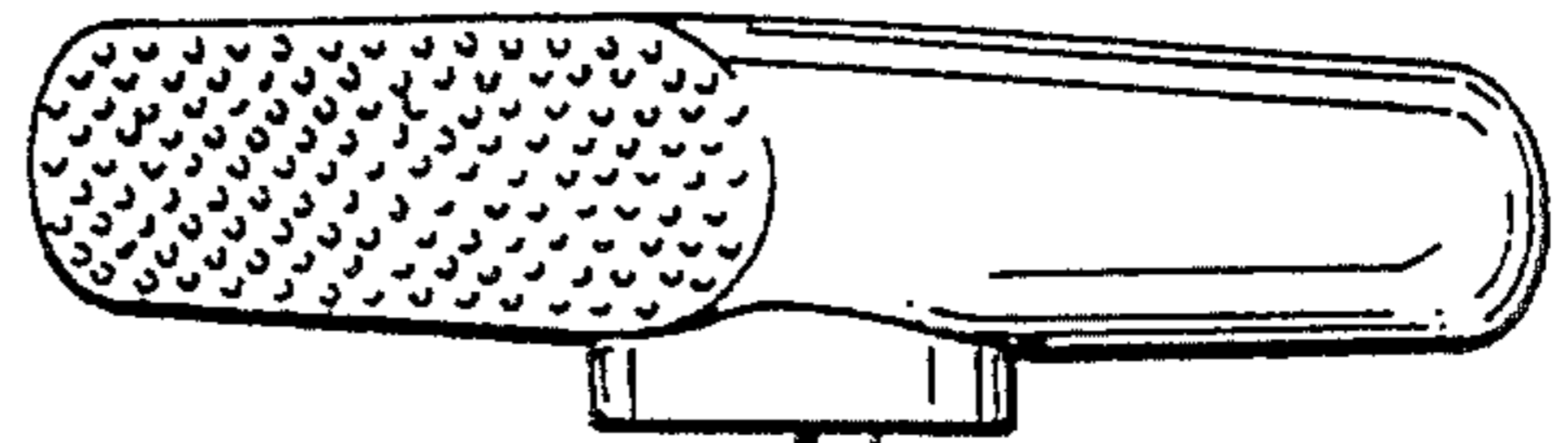


FIG. 3

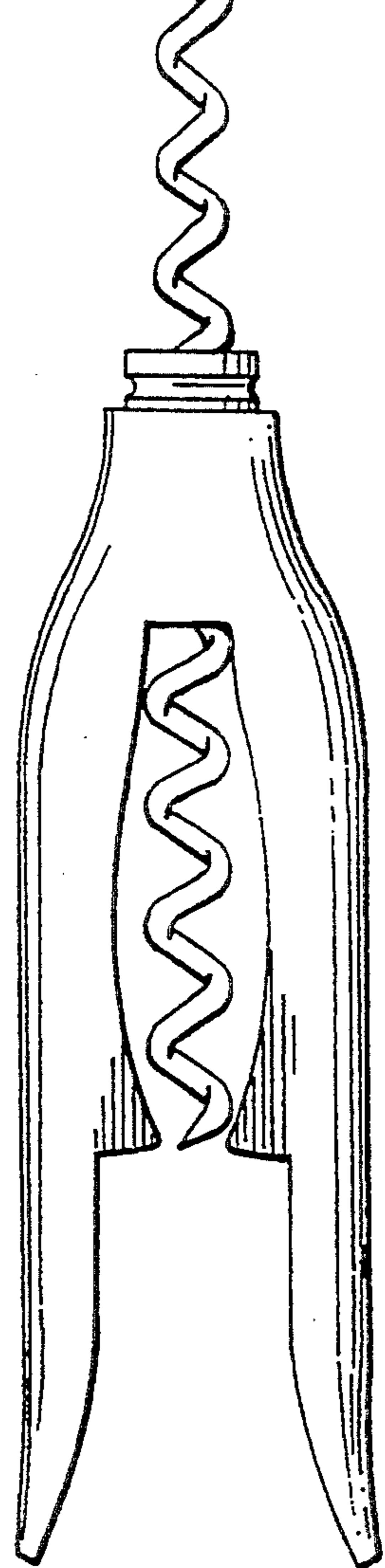
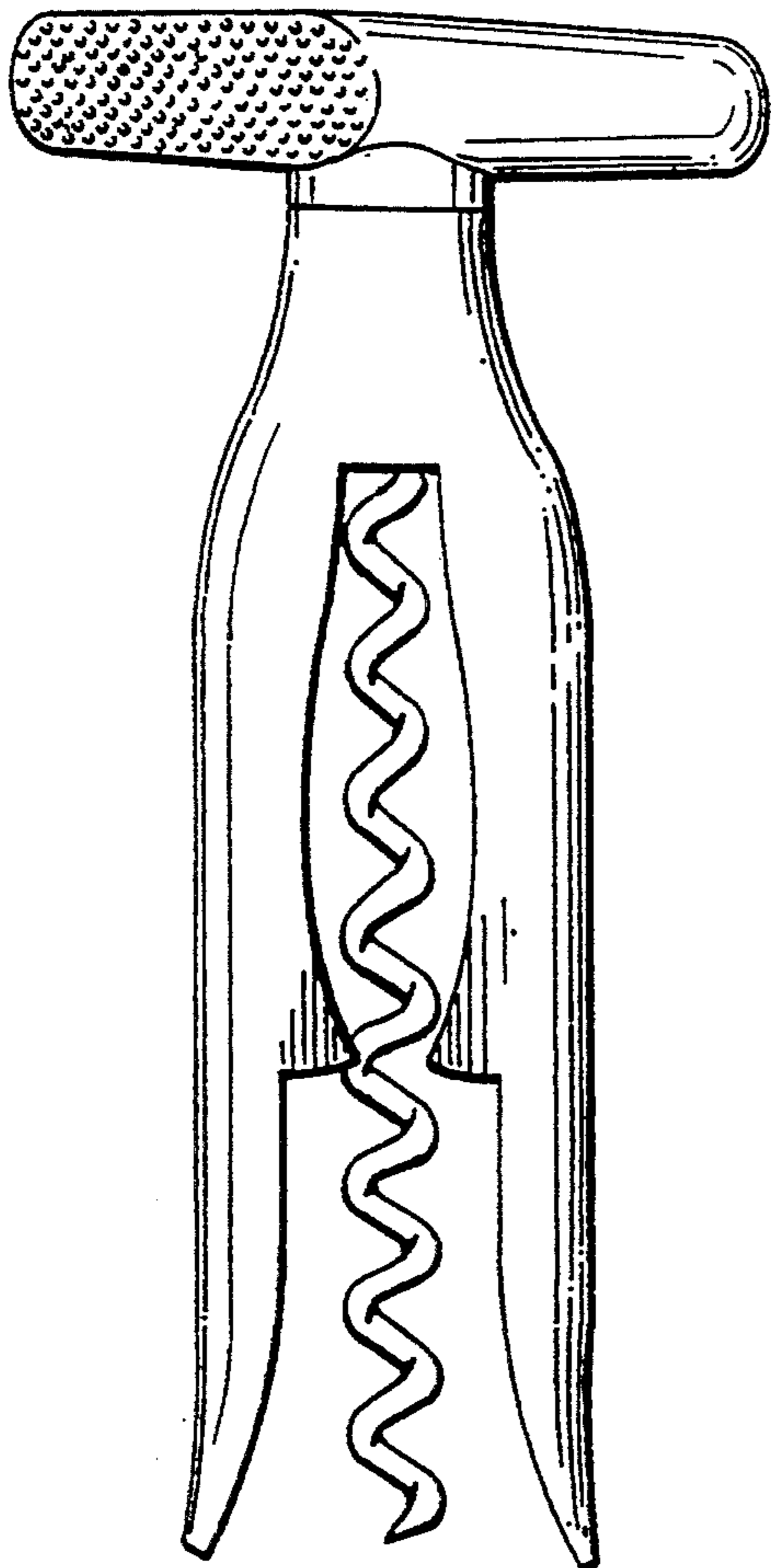
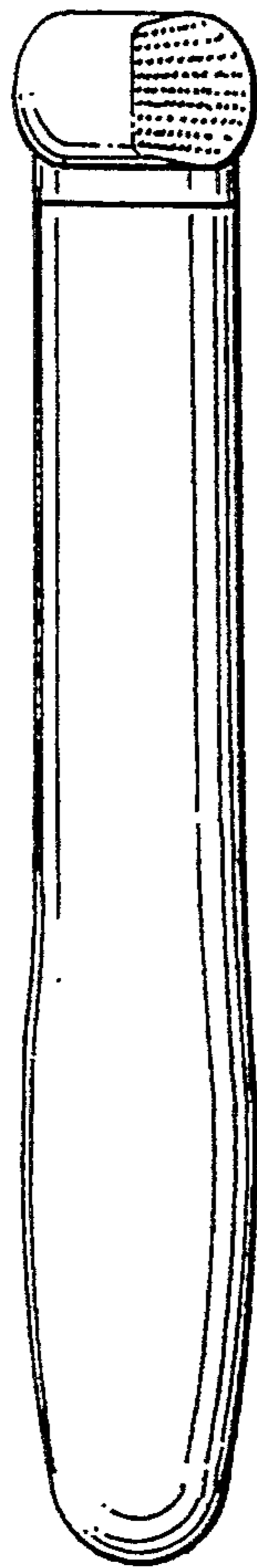


FIG. 2

FIG. 5

