



US00D358742S

United States Patent [19]
Diefenbach

[11] **Patent Number: Des. 358,742**
[45] **Date of Patent: ** May 30, 1995**

- [54] **SPICE GRINDER**
- [75] **Inventor: Berndt Diefenbach, Munich, Germany**
- [73] **Assignee: Moha Moderne Haushaltwaren AG, Zollikofen, Switzerland**
- [**] **Term: 14 Years**
- [21] **Appl. No.: 16,894**
- [22] **Filed: Dec. 29, 1993**
- [30] **Foreign Application Priority Data**
 - Jun. 29, 1993 [WO] WIPO DM/026526
- [52] **U.S. Cl. D7/679; D7/596**
- [58] **Field of Search D7/590-597, D7/679; 222/142.1-142.9; 241/95, 101.1, 168, 169, 169.1, DIG. 17, DIG. 27**
- [56] **References Cited**
 - U.S. PATENT DOCUMENTS**
 - D. 160,876 11/1950 Mesi D7/596

- D. 335,066 4/1993 Good D7/596
- 3,485,416 12/1969 Pohizman D7/596 X
- 5,145,119 9/1992 Lowe 241/169.1 X
- 5,269,475 12/1993 Diefenbach .

Primary Examiner—Terry A. Wallace
Attorney, Agent, or Firm—Darby & Darby

[57] **CLAIM**

The ornamental design for a spice grinder, as shown and described.

DESCRIPTION

FIG. 1 is a top front perspective view of a spice grinder showing new design;
 FIG. 2 is a left side elevational view thereof, the right side being a mirror image of the left side shown;
 FIG. 3 is a front view thereof;
 FIG. 4 is a top plan view thereof;
 FIG. 5 is a bottom plan view thereof; and,
 FIG. 6 is an elevational view of the left side of FIG. 3 as viewed in the direction indicated by the arrow marked FIG. 6 in FIG. 3, the right side being a mirror image of the left side shown.

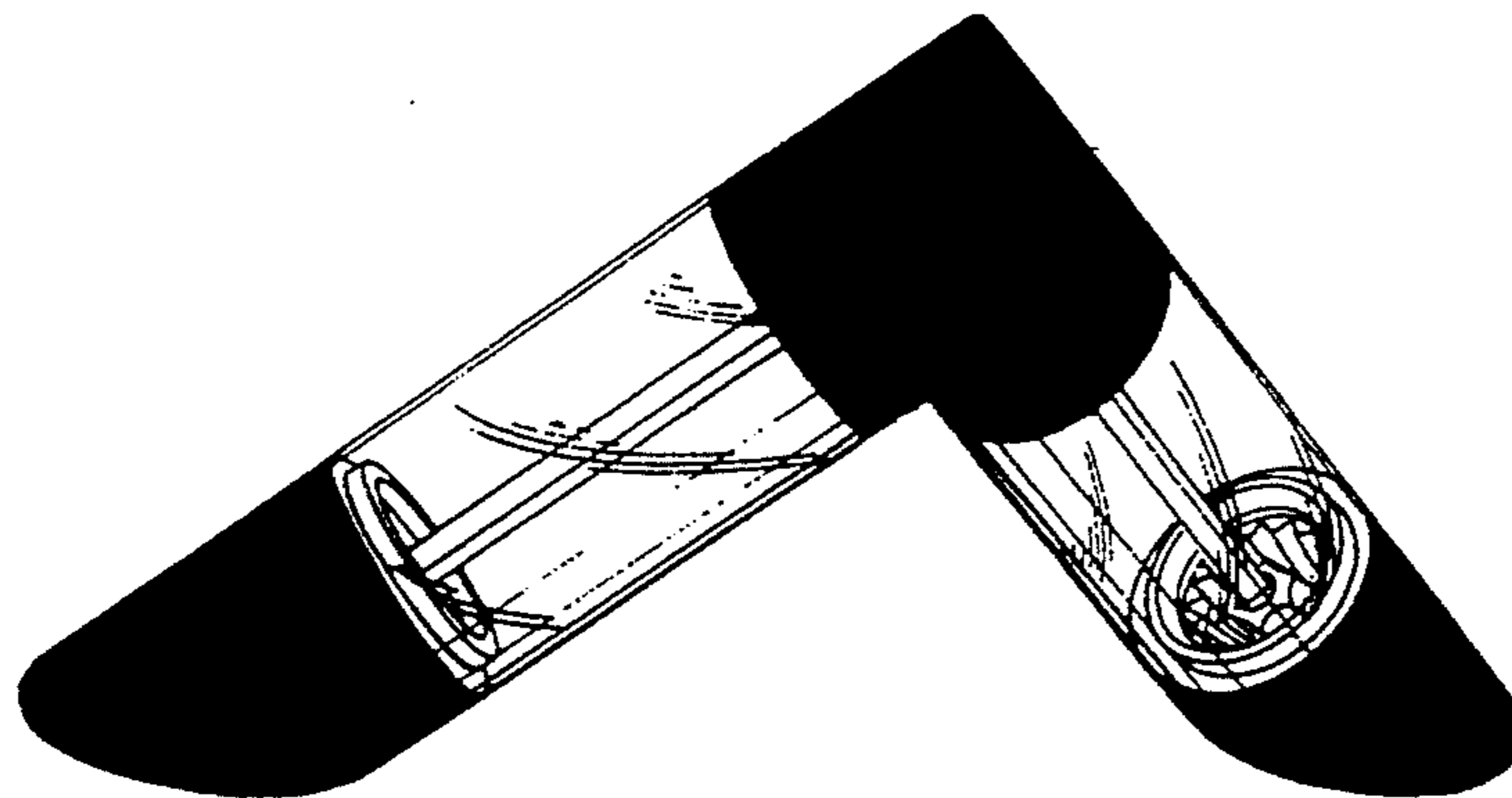


FIG. 1

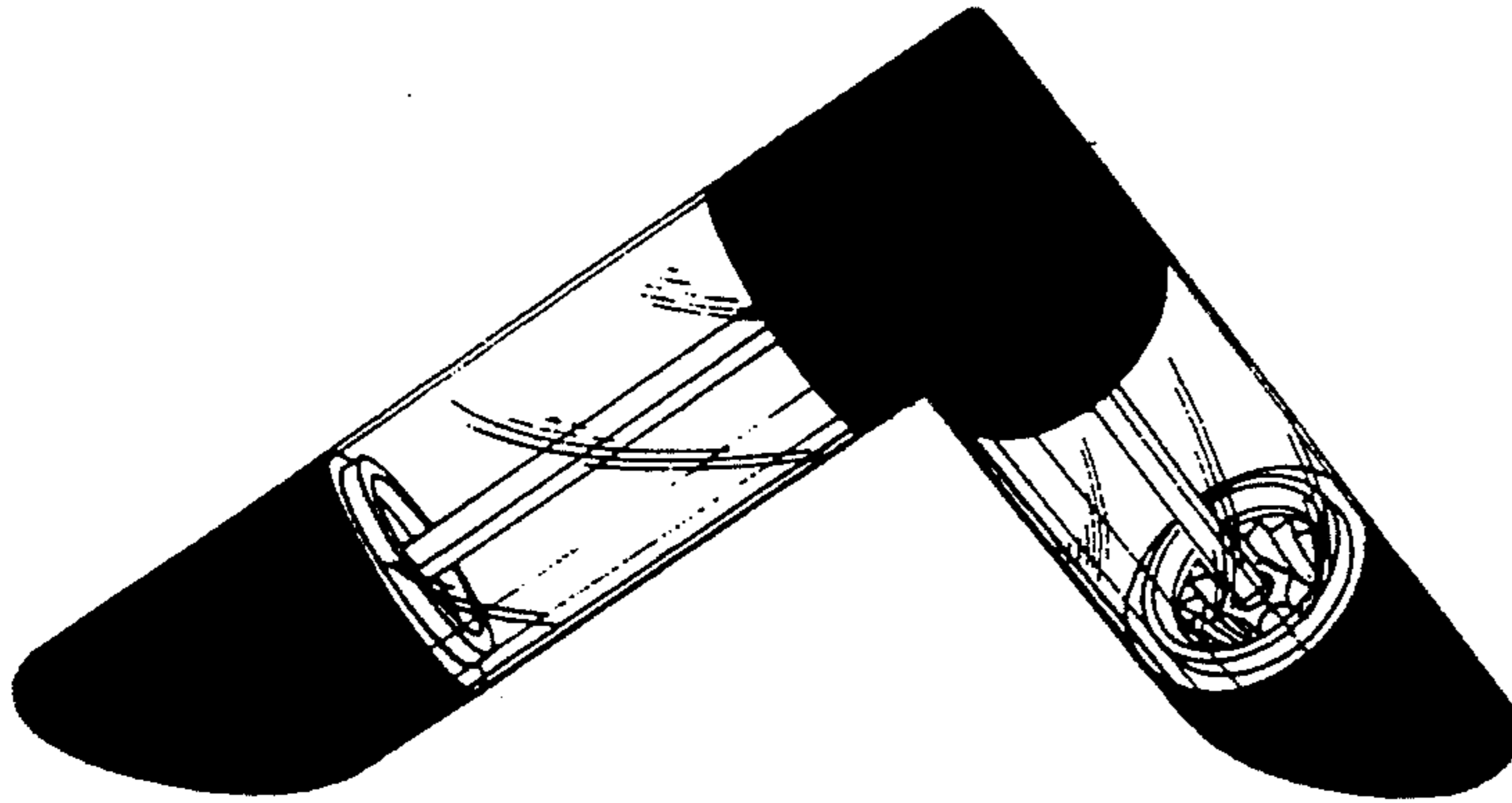


FIG. 2




FIG. 3

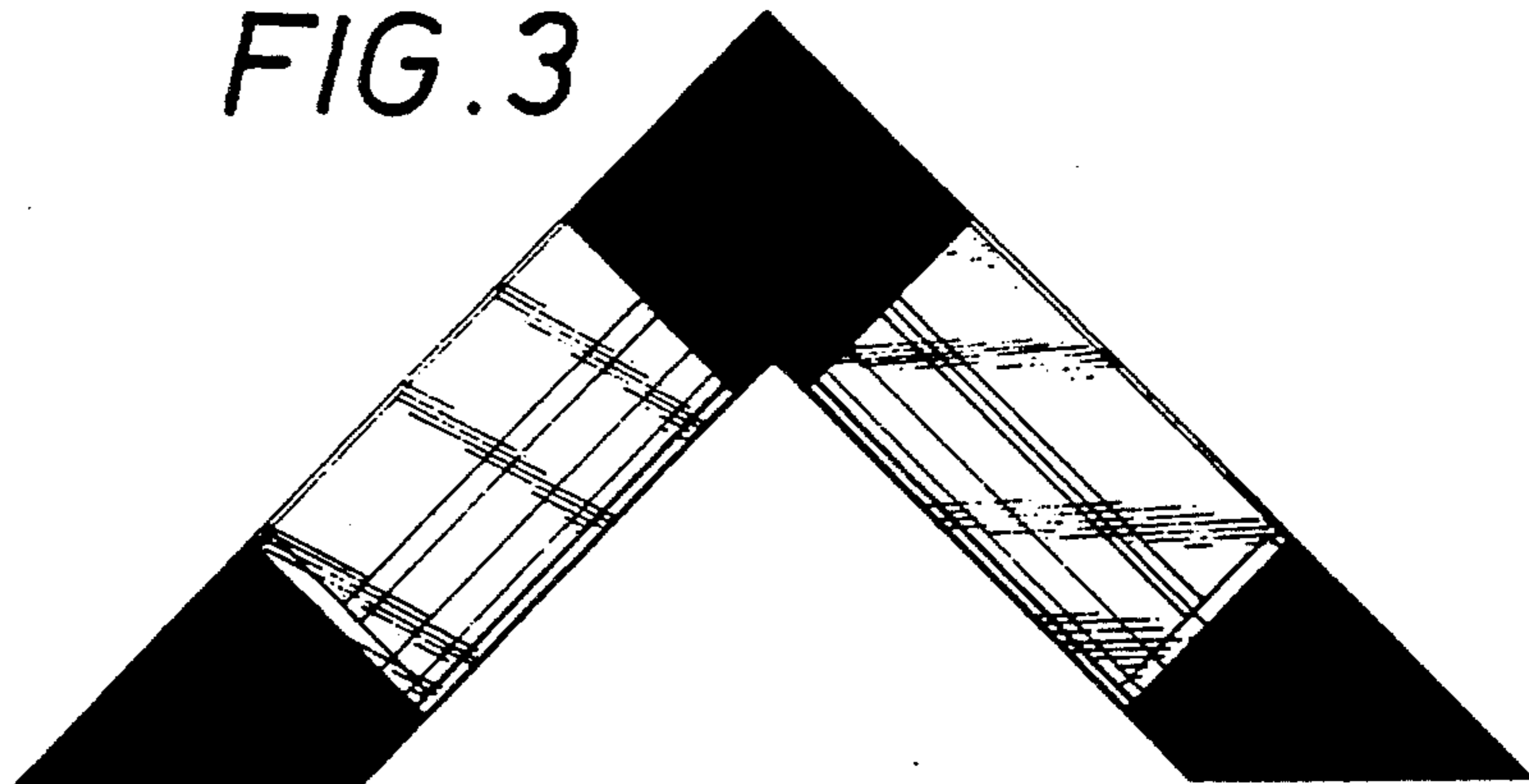


FIG. 6

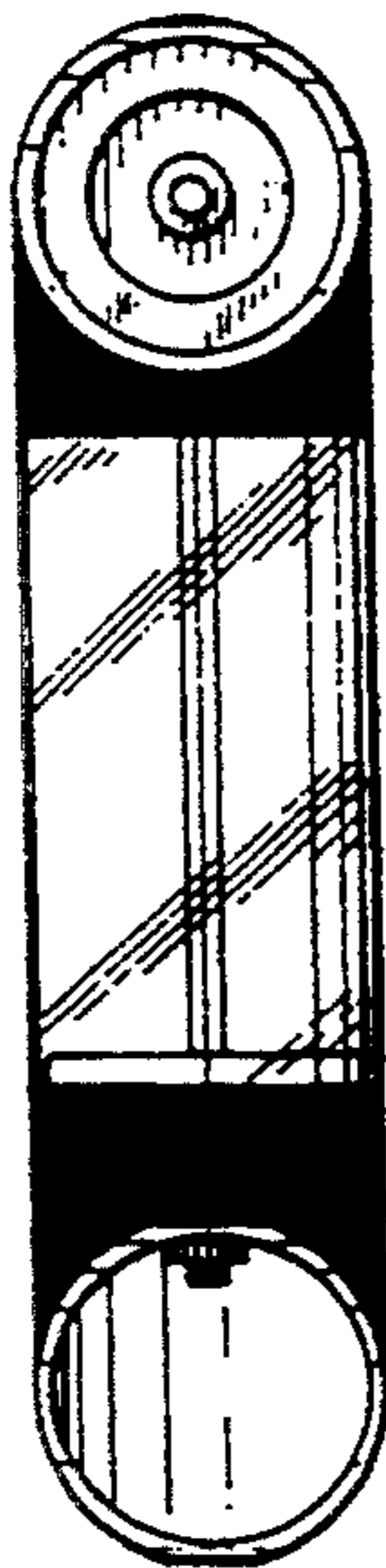


FIG. 6

FIG. 4



FIG. 5

