



US00D358739S

United States Patent [19]

[11] Patent Number: **Des. 358,739**

Brown et al.

[45] Date of Patent: **** May 30, 1995**

[54] **HIPPOPOTAMUS PLATE**

[75] Inventors: **Patrick W. Brown**, Strongsville;
Robert L. Dorsey, Columbia Station,
both of Ohio; **David L. Feer**,
Dorchester, Mass.; **Robert Marvin**,
Farmington; **Richard M. O'Grady**,
Southington, both of Conn.; **Craig
Saunders**, Rocky River, Ohio

[73] Assignee: **Rubbermaid Incorporated**, Wooster,
Ohio

[**] Term: **14 Years**

[21] Appl. No.: **15,998**

[22] Filed: **Dec. 3, 1993**

[52] U.S. Cl. **D7/544; D7/551;**
D7/556; D7/571; D7/578; D30/130

[58] Field of Search **D7/550, 551, 553, 554,**
D7/557, 556, 555, 563, 564, 504, 515, 571, 559,
544, 578; D27/106, 113, 116; D9/307, 310, 318;
D30/129, 130, 161; D21/252

[56] **References Cited**

U.S. PATENT DOCUMENTS

- D. 8,387 6/1875 Leighton, Jr. D7/564
- D. 8,942 1/1876 Proeger D7/564
- D. 88,946 1/1933 Worthington D7/556
- D. 148,013 12/1947 Falk D27/116 X
- D. 151,115 9/1948 Zipser D7/556
- D. 159,643 8/1950 Kelly et al. D7/551 X
- D. 164,659 9/1951 Yecko et al. D7/564
- D. 166,001 2/1952 Sailer D7/564
- D. 167,735 9/1952 Ashway D7/556
- D. 174,686 5/1955 Gangbin D7/564
- D. 203,288 12/1965 Duncan D7/551

- D. 227,139 6/1973 Niven D7/551
- D. 282,862 3/1986 Mariol D21/252
- D. 303,853 10/1989 Keller D30/129
- D. 342,020 12/1993 Orosz et al. D9/318
- D. 343,482 1/1994 Keller D30/130
- D. 346,421 4/1994 Martin et al. D21/252
- 3,791,550 2/1974 Duncan D7/556 X
- 4,642,822 2/1987 Tvengsberg D21/252

OTHER PUBLICATIONS

Sell sheet, Plates; G.E.T. Enterprises, 5803 Sovereign,
Suite 218, Houston, Tex. 77036. It is believed that the
product depicted herein has been on sale for more than
one (1) year prior to the application date of this instant
application.

Sell sheet, Bowl; Deka Plastics Inc., 914 Westfield Ave-
nue, Elizabeth, N.J. 07208. Publication date 1984.

P. 27, Plate Dupol-Rubbermaid GmbH, An der Trift
63, D-6072 Dreieich, Germany. Publication date 1987.

Primary Examiner—Alan P. Douglas

Assistant Examiner—M. N. Pandozzi

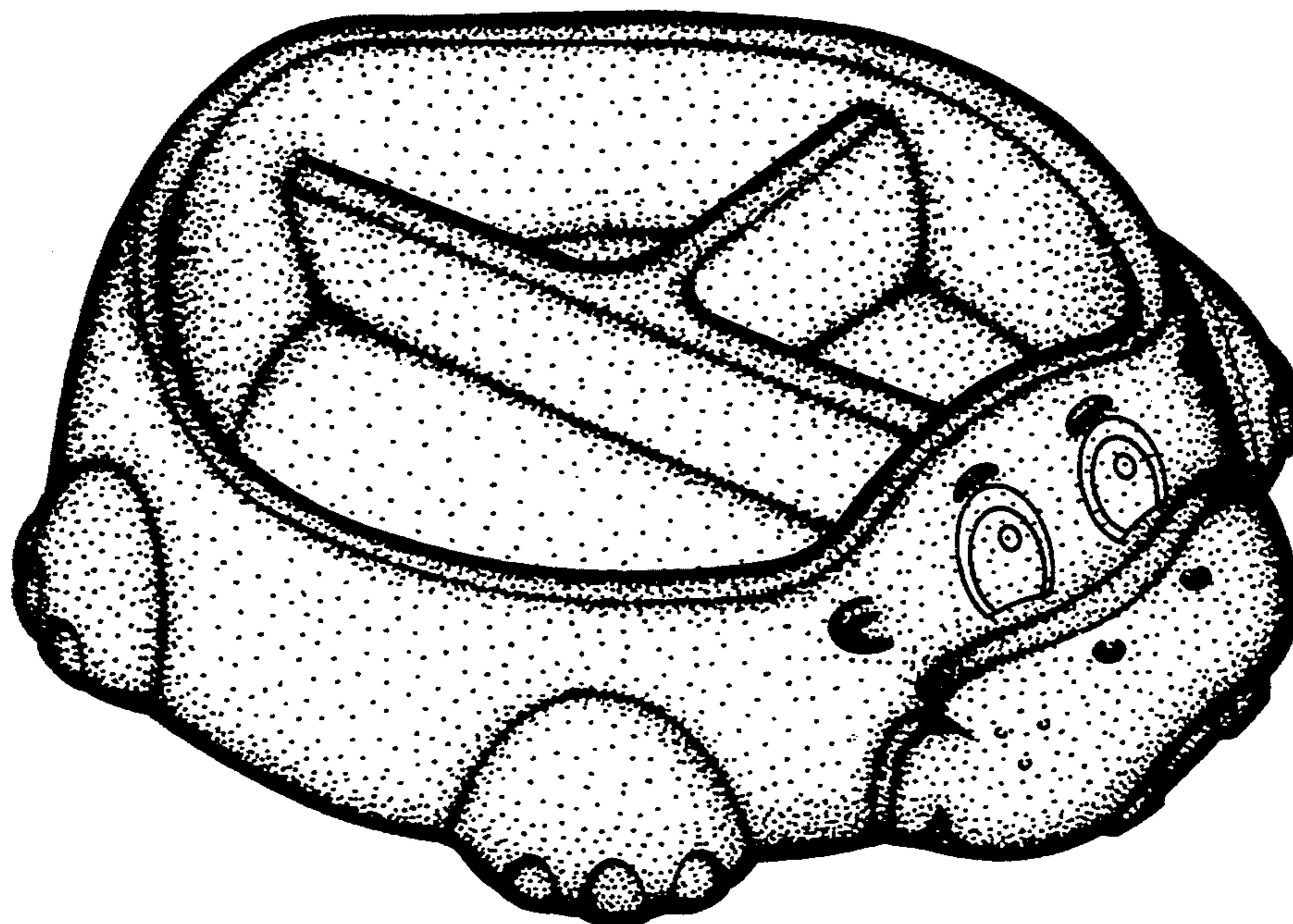
Attorney, Agent, or Firm—Richard B. O'Planick; Lisa B.
Riedesel

[57] **CLAIM**

The ornamental design for a hippopotamus plate, as
shown and described.

DESCRIPTION

FIG. 1 is a top left front perspective view of a hippopot-
amus plate showing our new design;
FIG. 2 is a front elevational view thereof;
FIG. 3 is a rear elevational view thereof;
FIG. 4 is a top plan view thereof;
FIG. 5 is a bottom plan view thereof; and,
FIG. 6 is a right side elevational view thereof; the left
side elevational view being a mirror image.






Fig-1




Fig-2

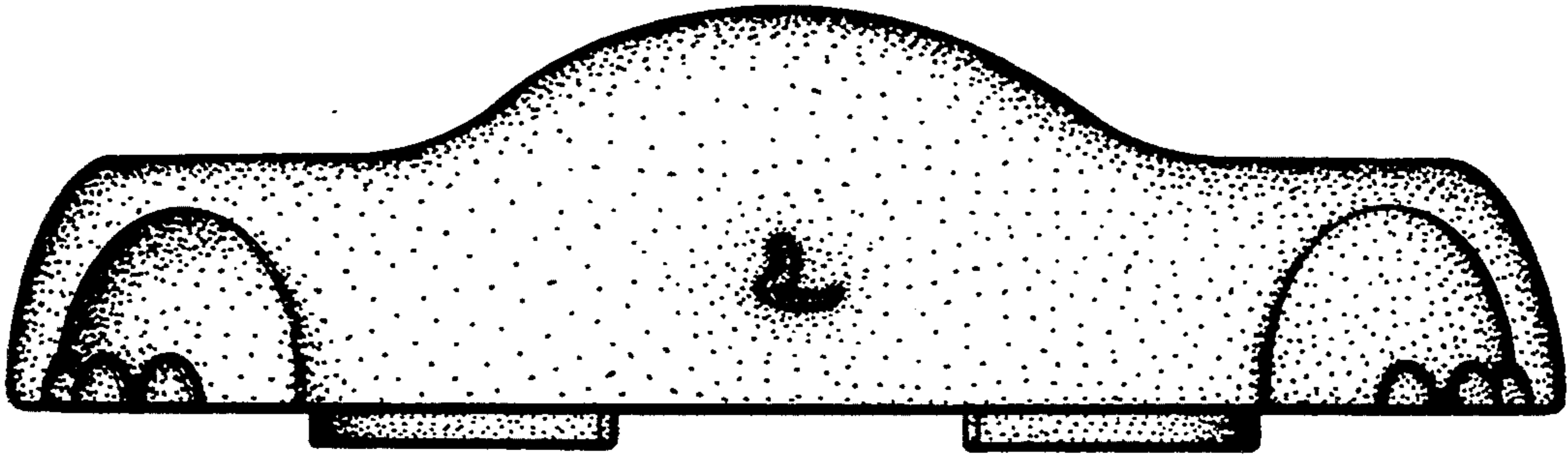


Fig-3

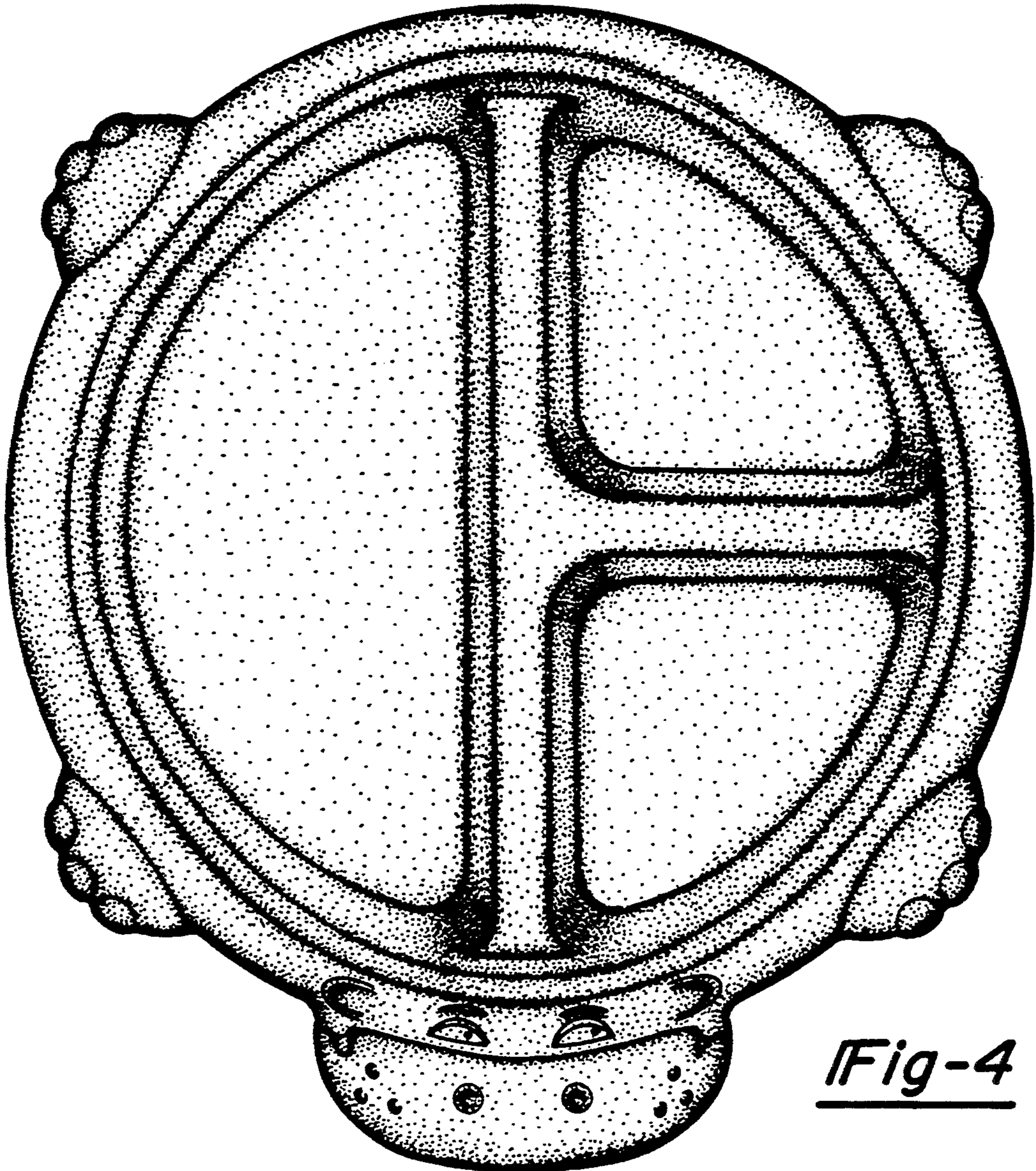


Fig-4




Fig-5




Fig-6