



US00D358738S

United States Patent [19]

Brown et al.

[11] Patent Number: **Des. 358,738**

[45] Date of Patent: **** May 30, 1995**

[54] **WALRUS BOWL**

[75] Inventors: **Patrick W. Brown**, Strongsville;
Robert L. Dorsey, Columbia Station;
Craig Saunders, Rocky River, all of Ohio

[73] Assignee: **Rubbermaid Incorporated**, Wooster, Ohio

[**] Term: **14 Years**

[21] Appl. No.: **15,996**

[22] Filed: **Dec. 3, 1993**

[52] U.S. Cl. **D7/544; D7/551; D7/571; D7/578; D30/129**

[58] Field of Search **D7/550, 551, 553, 554, D7/555, 556, 557, 563, 564, 506, 515, 571, 559, 544, 578; D27/106, 113, 116; D9/307, 310, 318; D30/129, 130, 161; D21/252**

[56] **References Cited**

U.S. PATENT DOCUMENTS

D. 8,387	6/1875	Leighton, Jr.	D7/564
D. 8,942	1/1876	Proeger	D7/564
D. 88,946	1/1933	Worthington	D7/556
D. 148,013	12/1947	Falk	D27/116 X
D. 151,115	9/1948	Zipser	D7/556
D. 159,643	8/1950	Kelly et al.	D7/551 X
D. 164,659	9/1951	Yecko et al.	D7/564
D. 166,001	2/1952	Sailer	D7/564
D. 167,735	9/1952	Ashway	D7/556
D. 174,686	5/1955	Gangbin	D7/564
D. 203,288	12/1965	Duncan	D7/551
D. 227,139	6/1973	Niven	D7/551
D. 282,862	3/1986	Mariol	D21/252

D. 303,853	10/1989	Keller	D30/127
D. 342,020	12/1993	Orosz et al.	D9/318
D. 343,482	1/1994	Keller	D30/130
D. 346,421	4/1994	Martin et al.	D21/252
3,791,550	2/1974	Duncan	D7/556 X
4,642,827	2/1987	Tvengsberg	D21/252 X

OTHER PUBLICATIONS

Sell sheet, Plates; G.E.T. Enterprises, 5803 Sovereign, Suite 218, Houston, Tex. 77036. It is believed that the product depicted herein has been on sale for more than one (1) year prior to the application date of this instant application.

Sell sheet, Bowl; Deka Plastics Inc., 914 Westfield Avenue, Elizabeth, N.J. 07208. Publication date 1984.

P. 27, Plate; Dupol-Rubbermaid GmbH, An der Trift 63, D-6072 Dreieich, Germany. Publication date 1987.

Primary Examiner—Alan P. Douglas

Assistant Examiner—M. N. Pandozzi

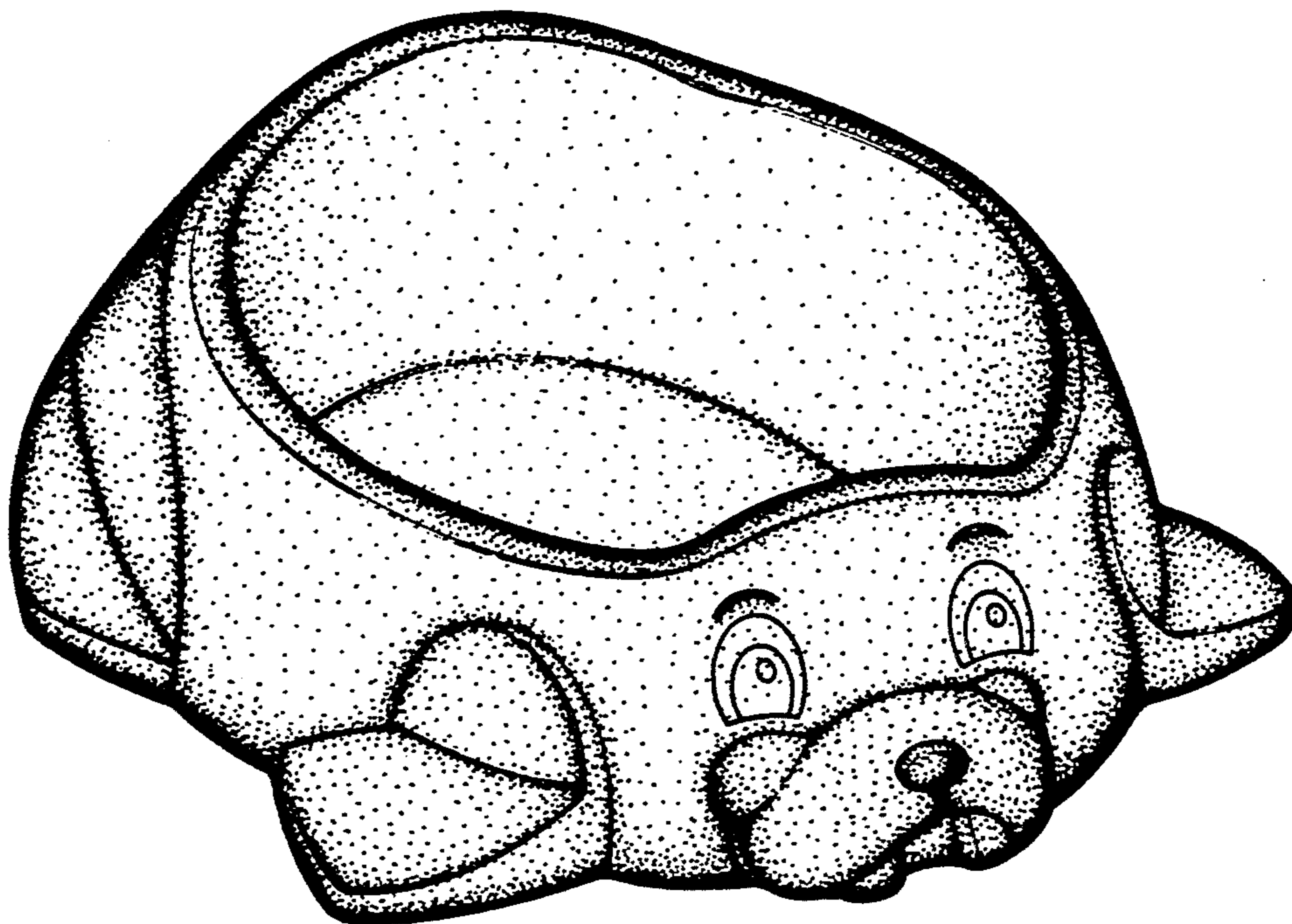
Attorney, Agent, or Firm—Richard B. O'Planick; Lisa B. Riedesel

[57] **CLAIM**

The ornamental design for a walrus bowl, as shown and described.

DESCRIPTION

FIG. 1 is a top left front perspective view of a walrus bowl showing our new design;
FIG. 2 is a front elevational view thereof;
FIG. 3 is a rear elevational view thereof;
FIG. 4 is a top plan view thereof;
FIG. 5 is a bottom plan view thereof; and,
FIG. 6 is a right side elevational view thereof; the left side elevational view being a mirror image.



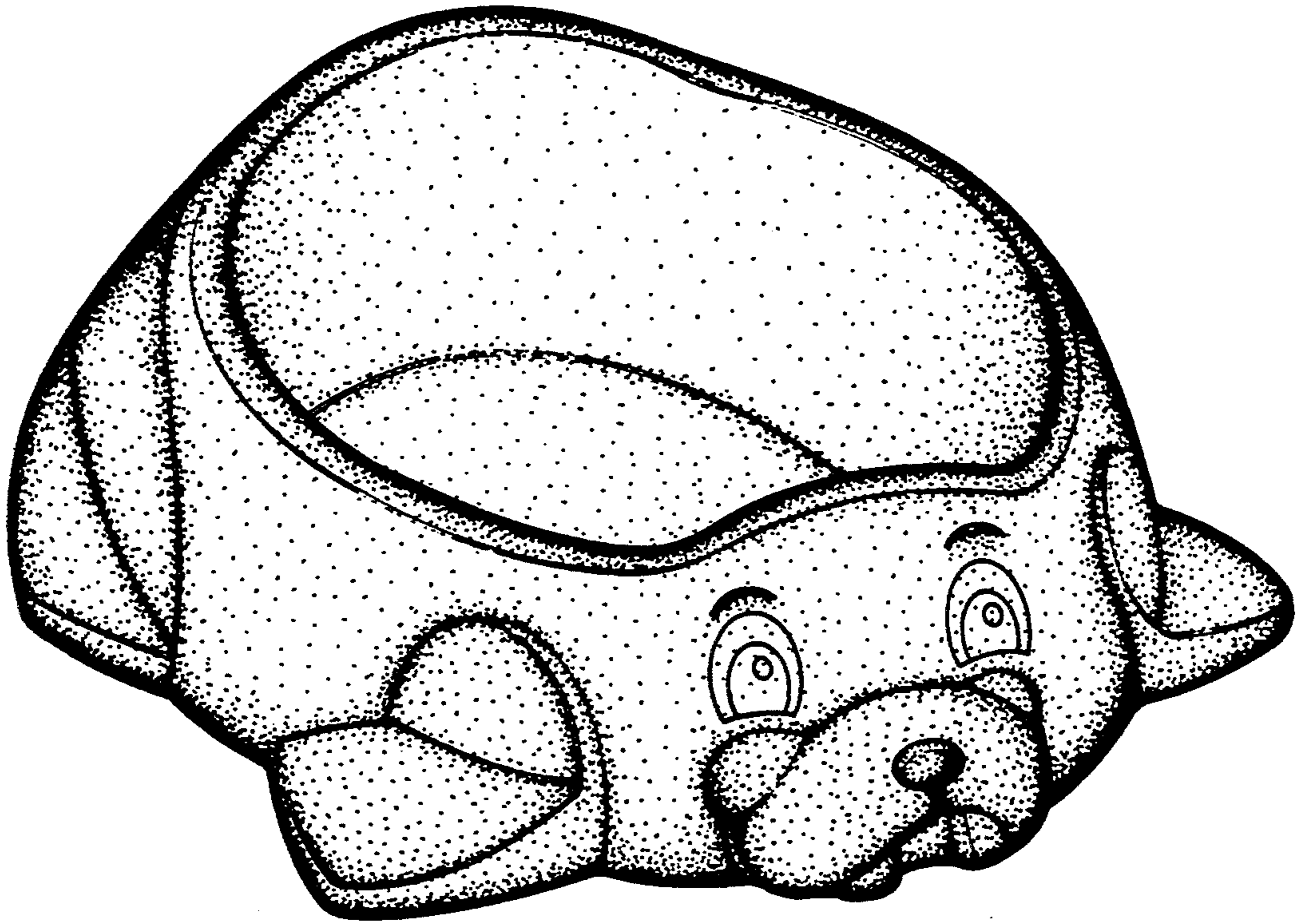


Fig-1




Fig-2

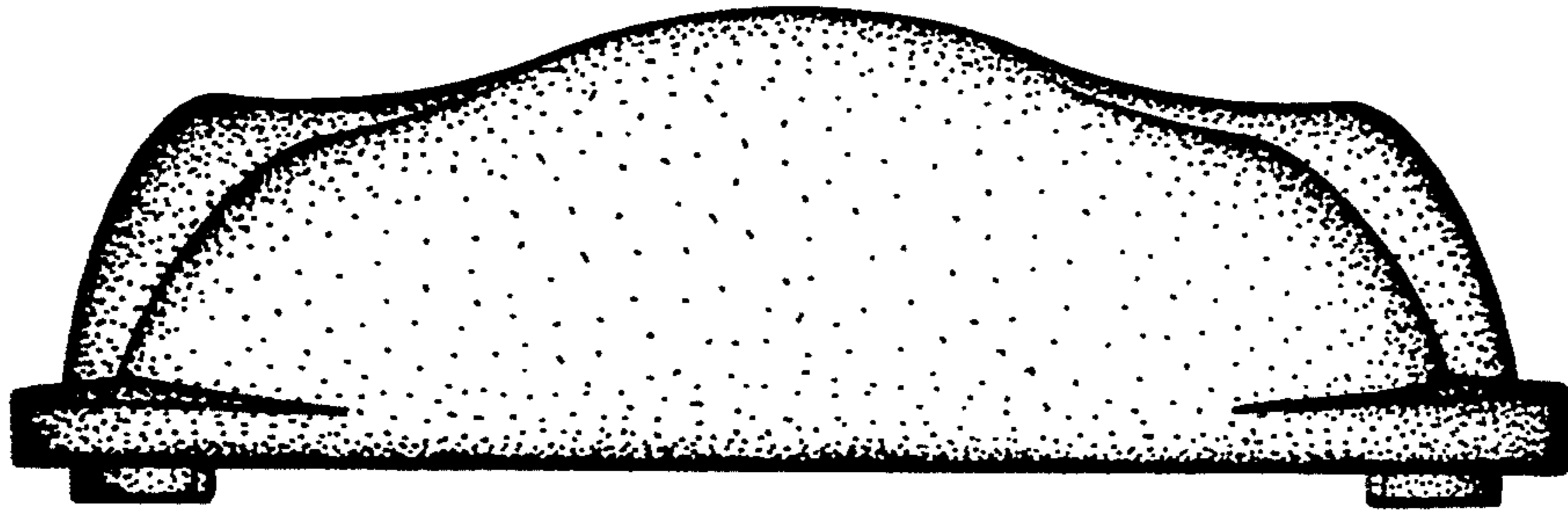


Fig-3

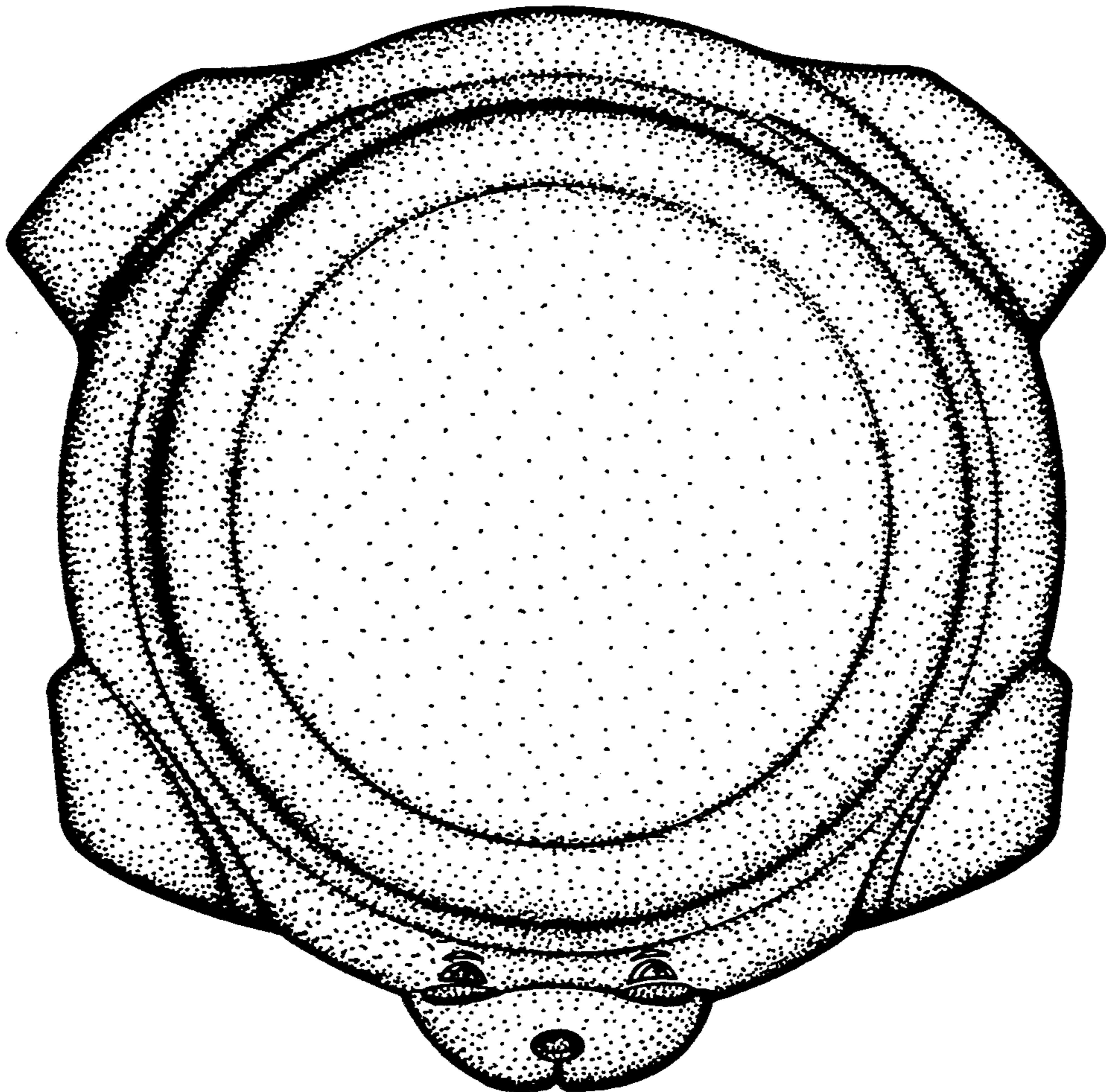


Fig-4

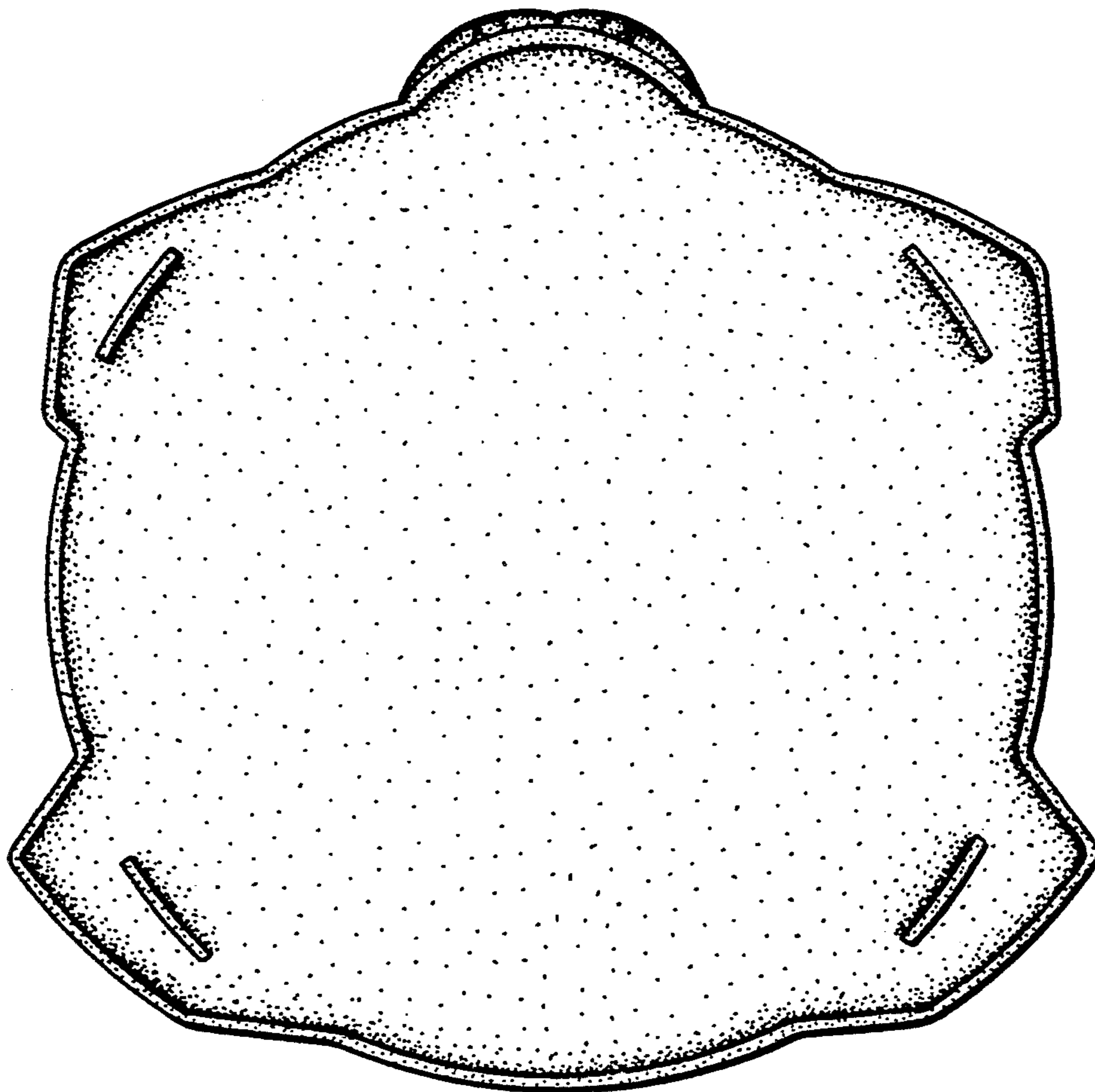


Fig-5

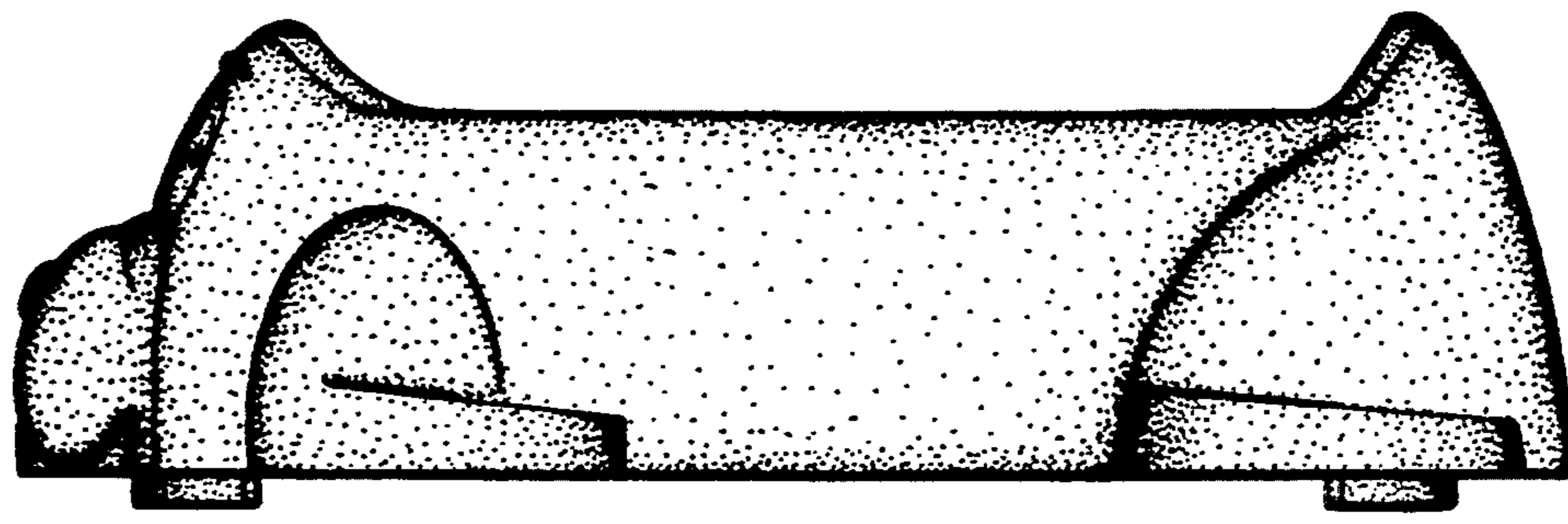


Fig-6