



US00D358734S

# United States Patent [19]

[11] Patent Number: **Des. 358,734**

**Paskwietz et al.**

[45] Date of Patent: **\*\* May 30, 1995**

[54] **MULTI-PURPOSE MAT**

[76] Inventors: **Susan L. Paskwietz**, 28064 Carnegie Ave., Saugus, Calif. 91350; **Robert P. Dueker**, 1220 Marengo Ave. South, South Pasadena, Calif. 91030

[\*\*] Term: **14 Years**

[21] Appl. No.: **9,383**

[22] Filed: **Jun. 14, 1993**

[52] U.S. Cl. .... **D6/582; D6/583**

[58] Field of Search ..... **D6/582; 4/581, 582, 4/583; 5/417, 418, 419, 420, 468, 481, 490, 636, 900.5, 901, 922; 15/215, 216, 217**

[56] **References Cited**

**U.S. PATENT DOCUMENTS**

D. 322,532	12/1991	Kumar et al. ....	D6/596
4,042,987	8/1977	Rogers .....	5/481 X
5,287,571	2/1994	Rademacher .....	5/922 X
5,297,304	3/1994	O'Sullivan .....	5/636 X

**FOREIGN PATENT DOCUMENTS**

3321720	12/1984	Germany .....	5/481
428124	1/1967	Switzerland .....	5/420

*Primary Examiner*—Louis S. Zarfaz

*Assistant Examiner*—Monica A. Hannon  
*Attorney, Agent, or Firm*—David L. Baker; Rhodes & Ascolillo

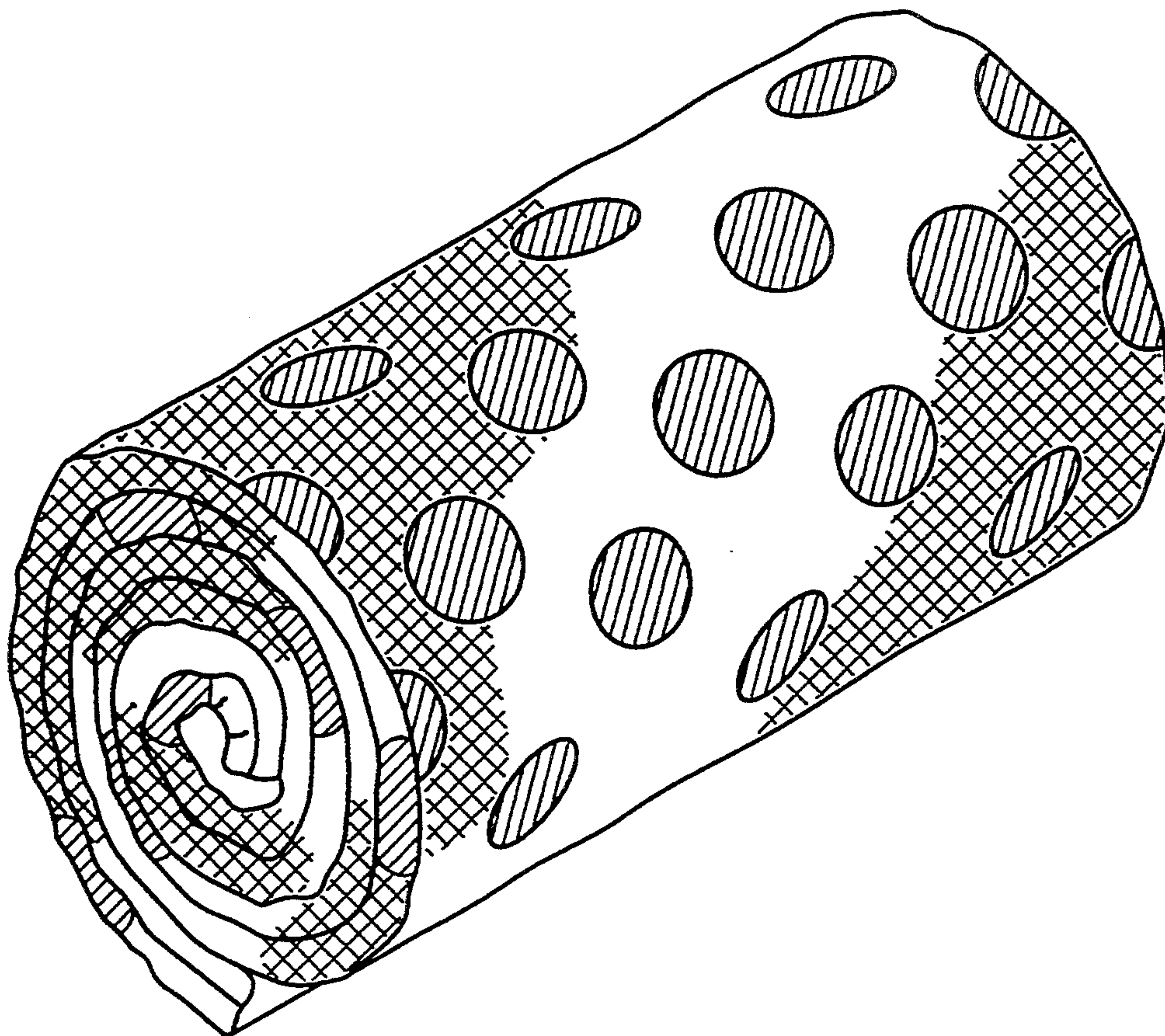
[57] **CLAIM**

The ornamental design for a multi-purpose mat, as shown.

**DESCRIPTION**

FIG. 1 is a perspective view of a multi-purpose mat in a rolled configuration, showing my new design therefor; FIG. 2 is a perspective view of a multi-purpose mat in an unrolled configuration; FIG. 3 is a front elevational view; FIG. 4 is a top plan view; FIG. 5 is a left side elevational view; FIG. 6 is a rear elevational view; FIG. 7 is a right side elevational view; FIG. 8 is a bottom plan view; FIG. 9 is a front end elevational view of a multi-purpose mat in a rolled configuration, the rear end elevational view being a mirror image thereof; and, FIG. 10 is a left side elevational view of a multi-purpose mat in a rolled configuration.

The cross-line pattern which is partially shown for ease of illustration, represents a conventional fabric and the oblique line shading in the circles represents a contrast.








FIG. 2

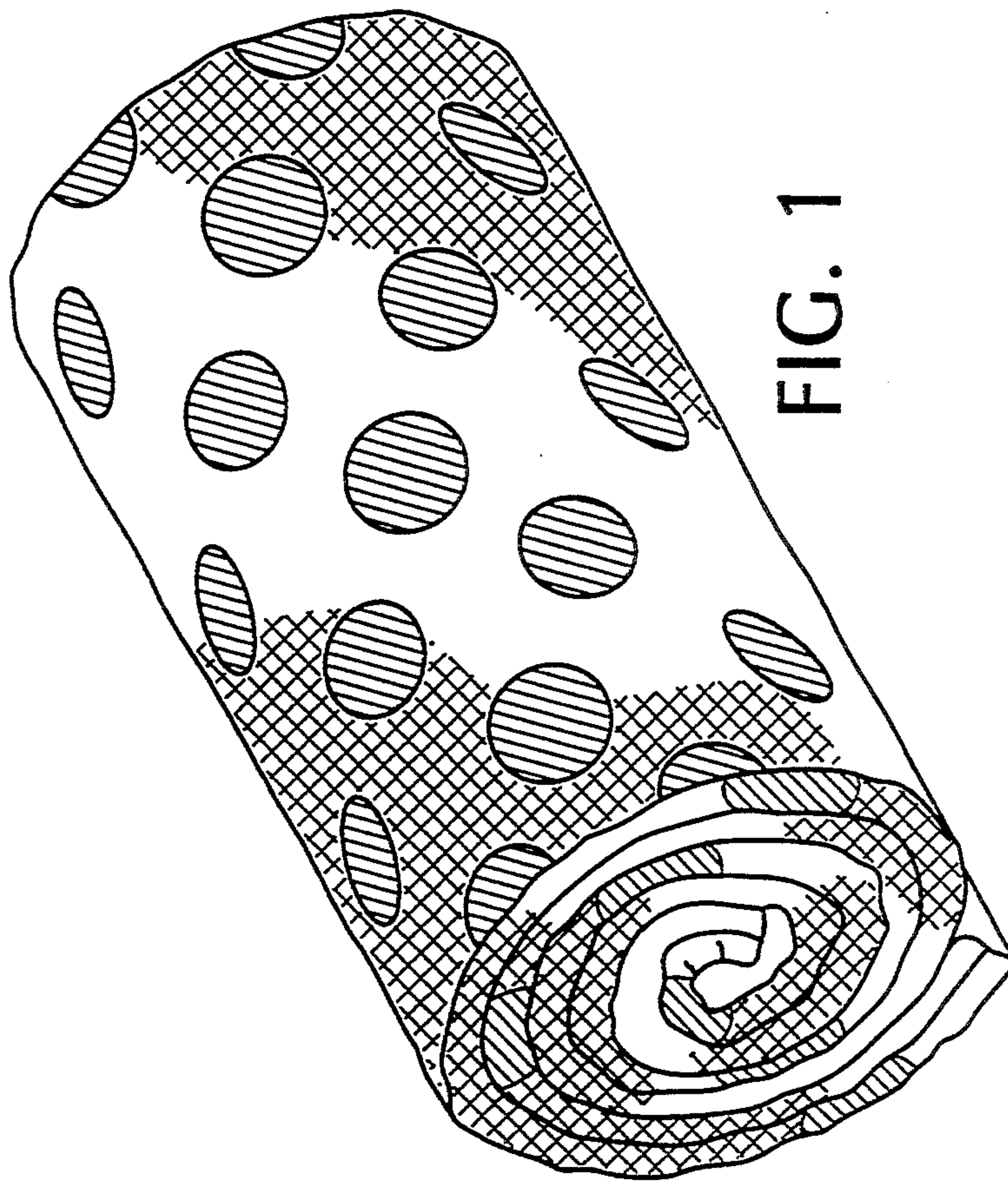


FIG. 1






FIG. 4



FIG. 5

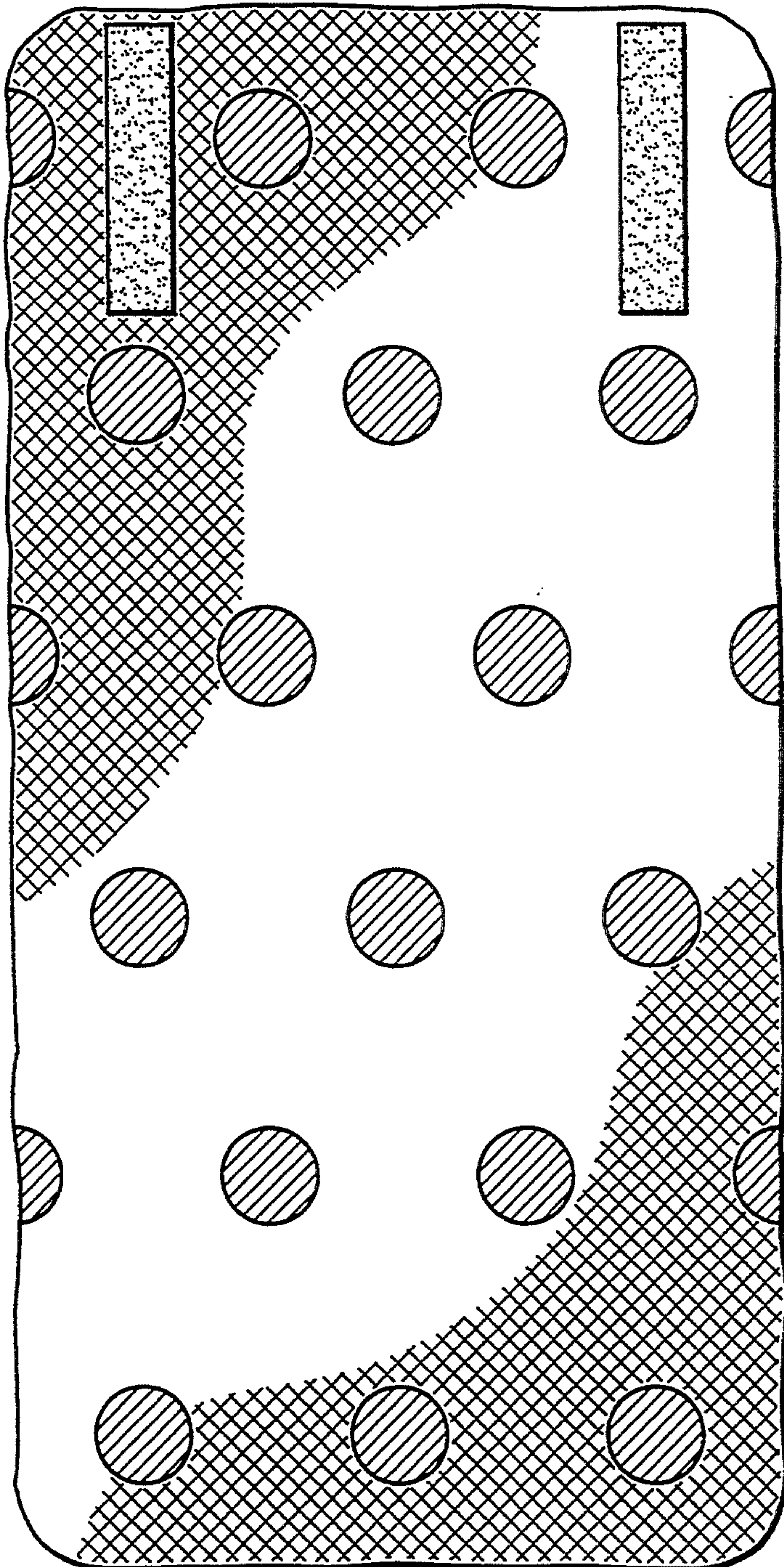


FIG. 3





FIG. 7

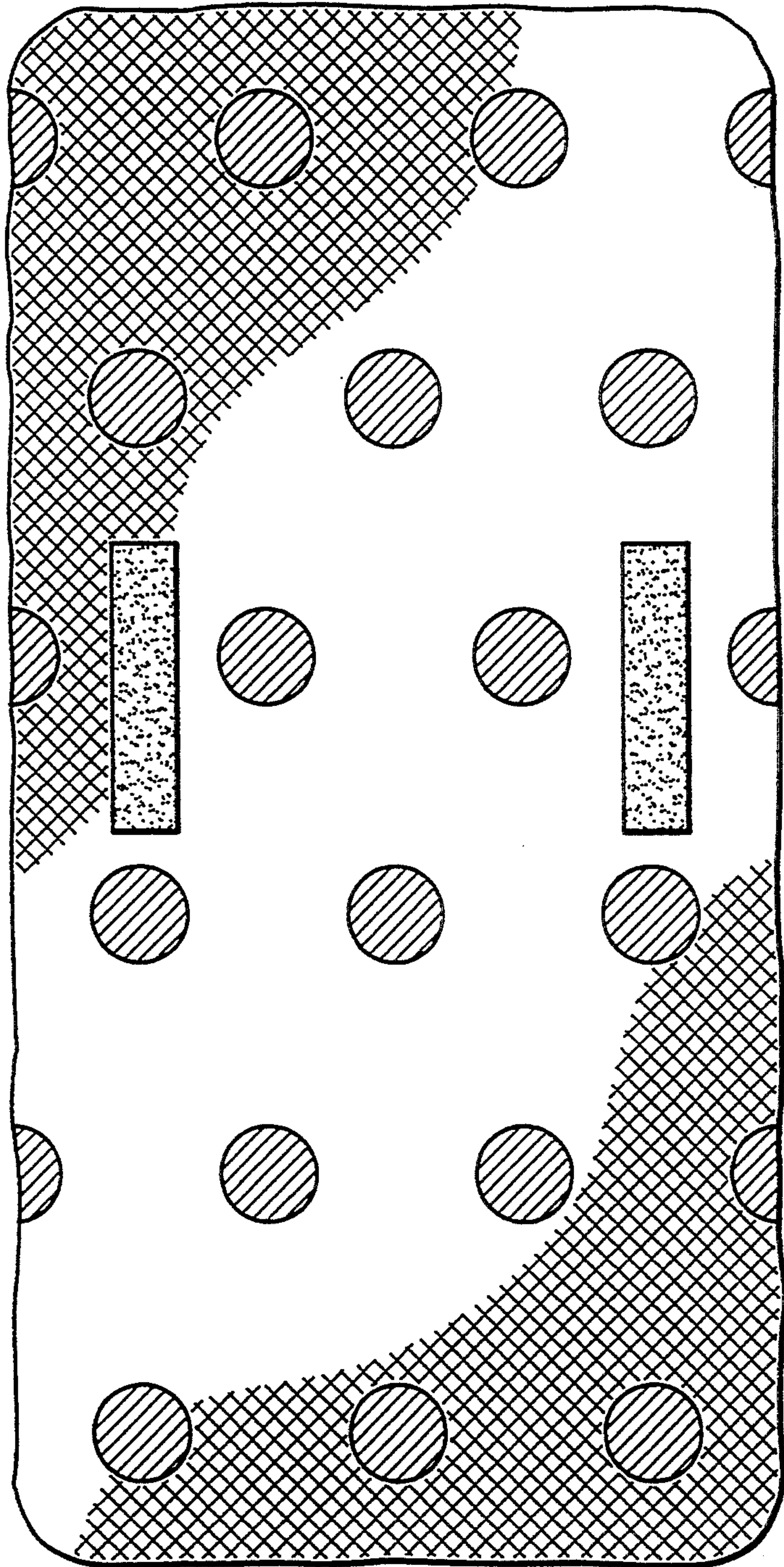


FIG. 6



FIG. 8




FIG. 9

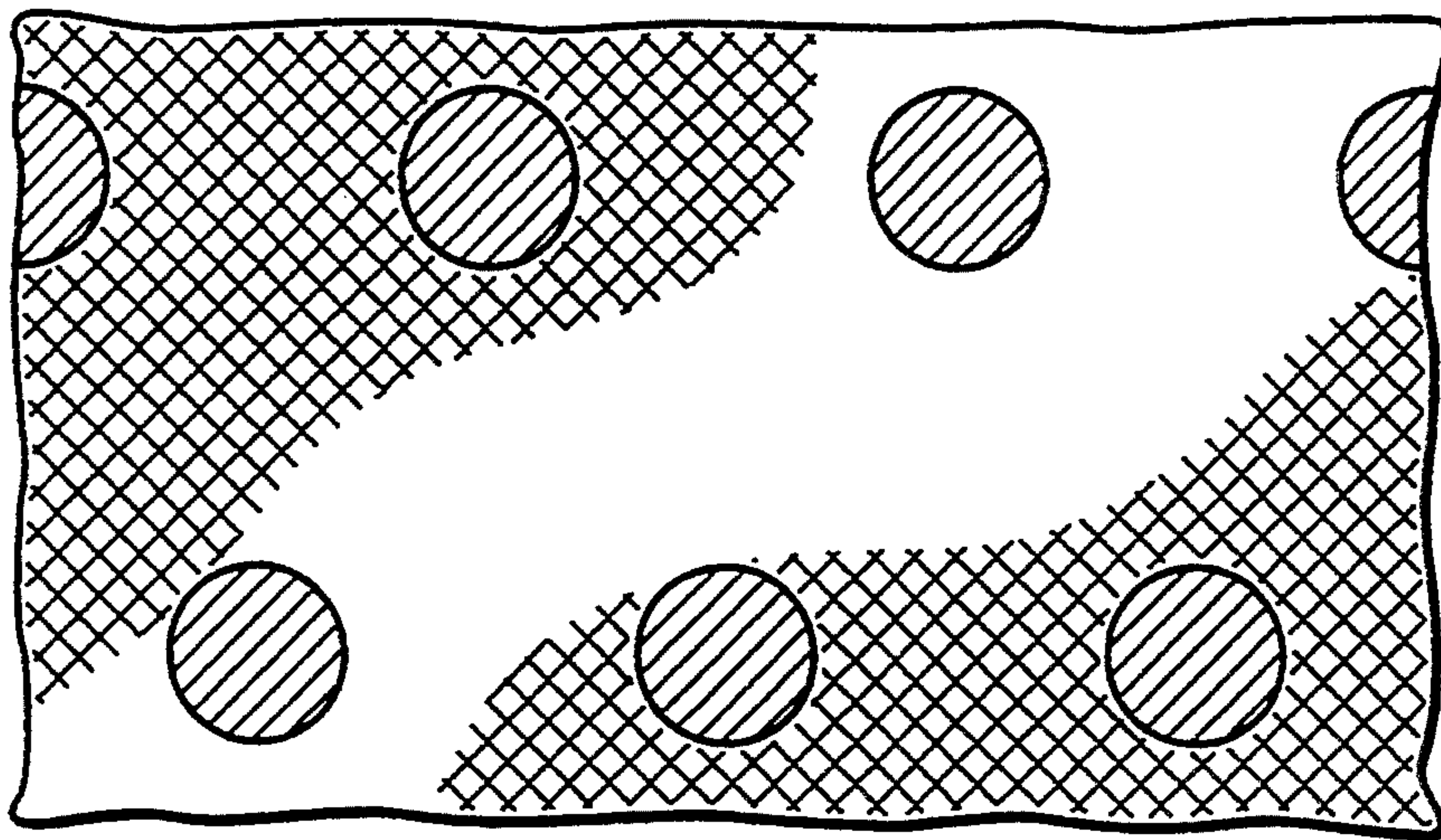


FIG. 10