



US00D358716S

United States Patent [19]

[11] Patent Number: **Des. 358,716**

Chenevert

[45] Date of Patent: **** May 30, 1995**

[54] **HOLDER**

[76] Inventor: **Gregory Chenevert**, 59 Marshall Ave., Lowell, Mass. 01851

[**] Term: **14 Years**

[21] Appl. No.: **20,080**

[22] Filed: **Mar. 18, 1994**

[52] U.S. Cl. **D6/300; D6/314**

[58] Field of Search **D6/300, 303, 308, 310-314; 40/152, 152.1, 154-157, 160**

[56] **References Cited**

U.S. PATENT DOCUMENTS

D. 14,417	11/1883	De Planque	D6/300
D. 65,031	6/1924	Woelfel	D6/300
D. 105,027	6/1937	Moravek	D6/300 X
D. 148,929	3/1948	Hartnett	D6/311
708,627	9/1902	Elliott	40/152
2,919,512	1/1960	McDonald	40/152.1

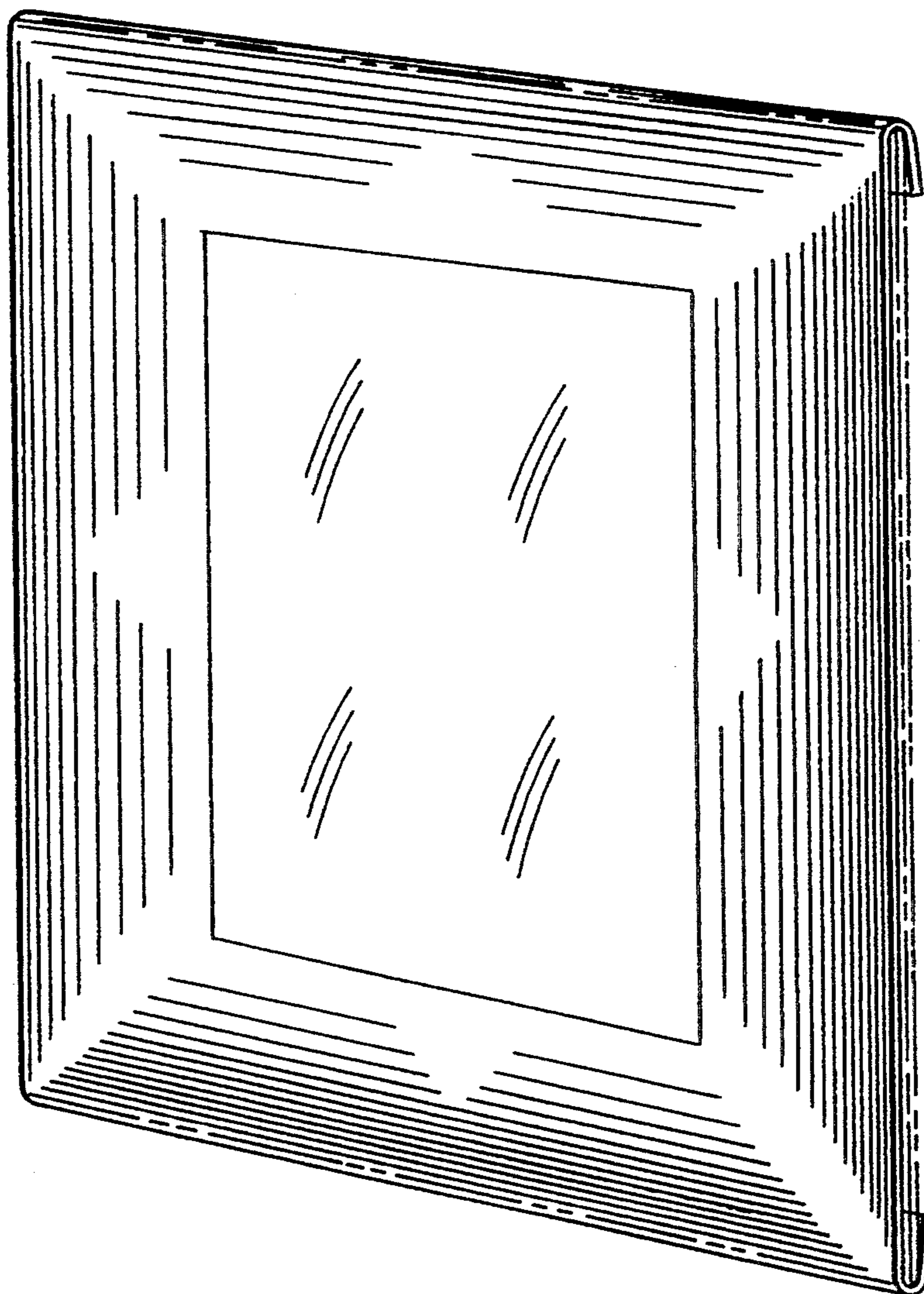
Primary Examiner—Janice E. Seeger
Attorney, Agent, or Firm—Pearson & Pearson

[57] **CLAIM**

The ornamental design for the holder, as shown and described.

DESCRIPTION

FIG. 1 is a front perspective view of the holder showing my new design;
FIG. 2 is a front elevational view of the holder thereof;
FIG. 3 is a left side elevational view of the holder thereof;
FIG. 4 is a right side elevational view of the holder thereof;
FIG. 5 is a top view of the holder thereof;
FIG. 6 is a rear elevational view of the holder thereof;
FIG. 7 is a bottom view of the holder thereof; and,
FIG. 8 is a front perspective view of the holder, the broken lines are for environmental purposes only and form no part of the claimed design.






Fig. 1.




Fig. 3.

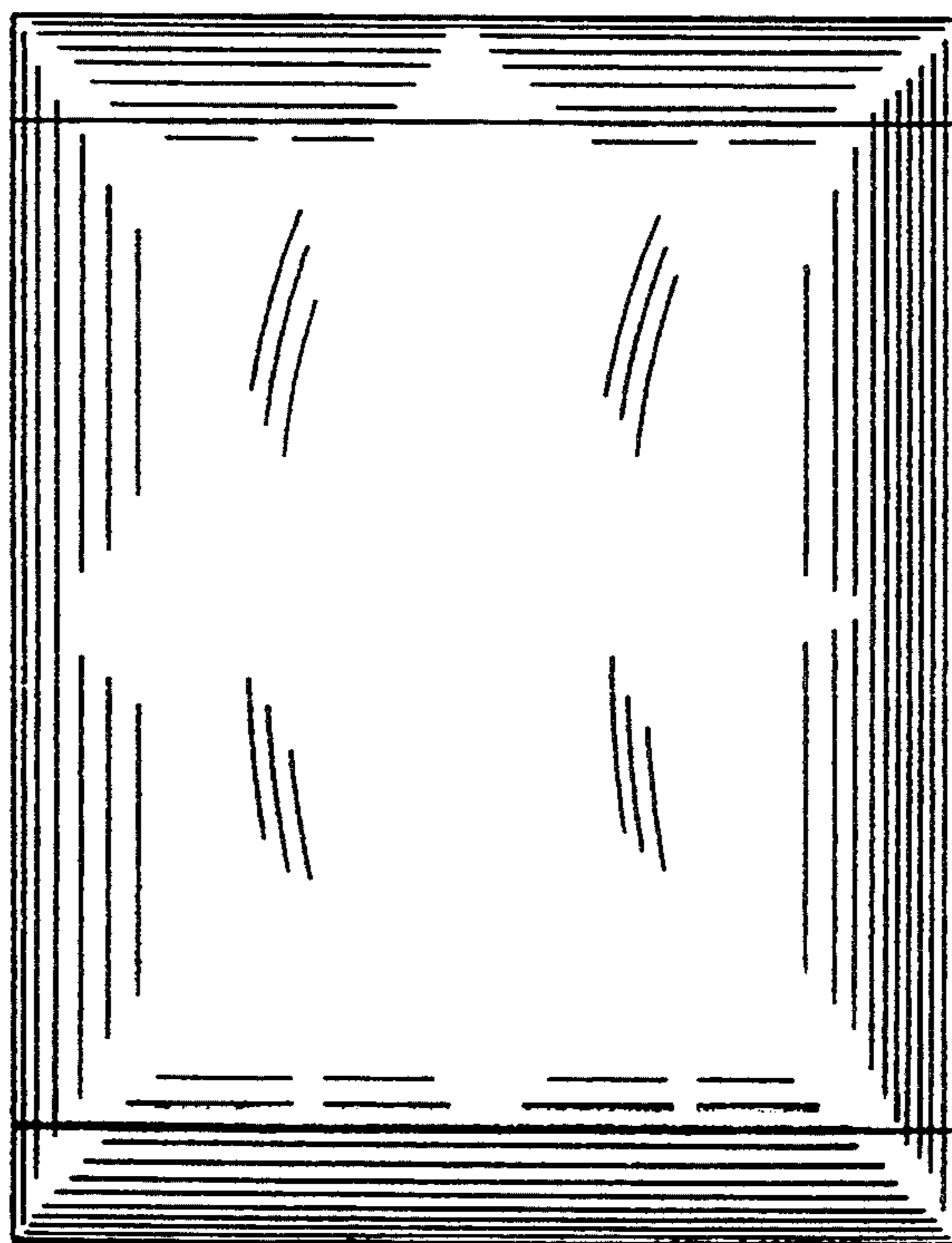


Fig. 2.



Fig. 4.




Fig. 5.

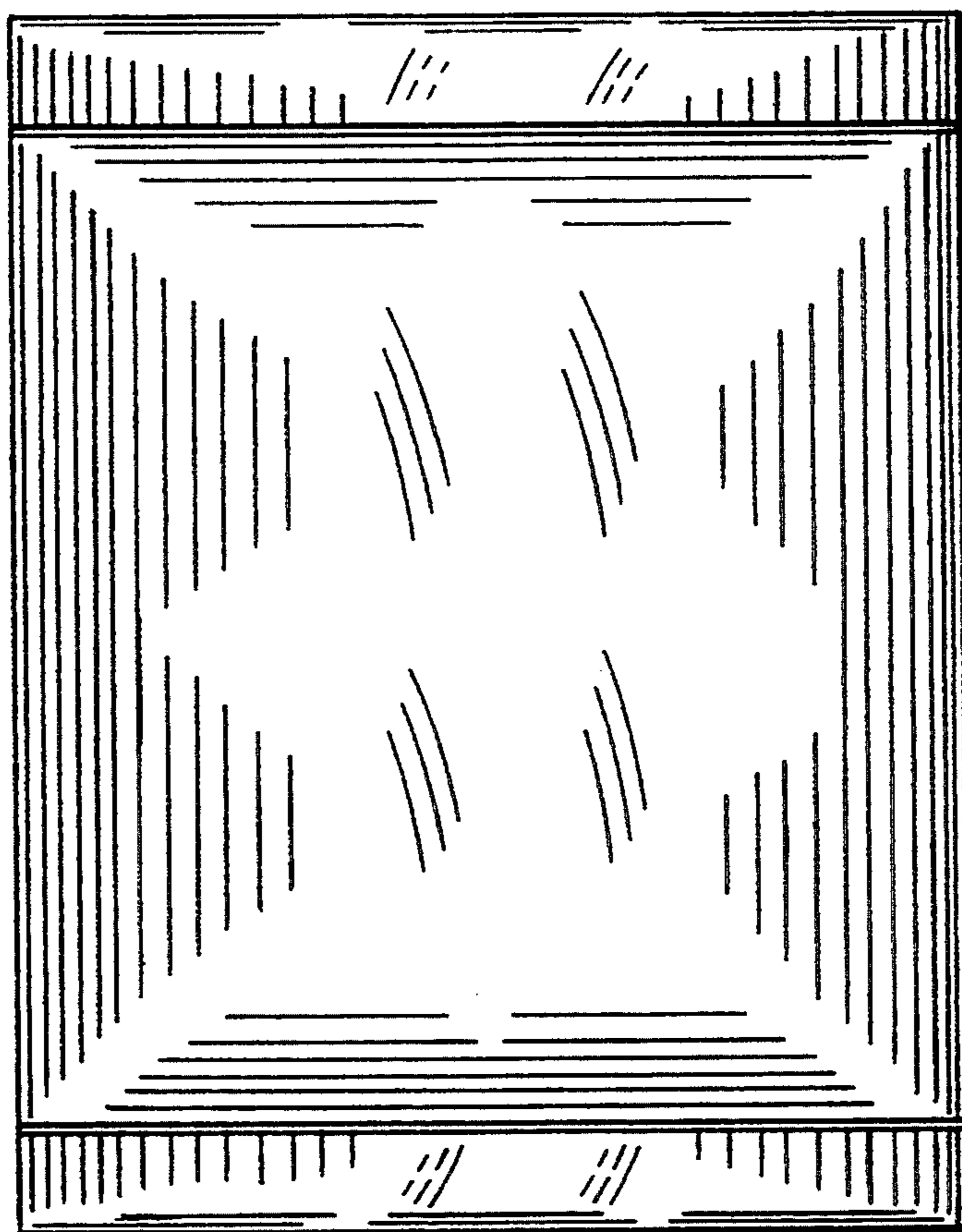


Fig. 6.




Fig. 7.




Fig. 8.