



US00D358651S

# United States Patent [19]

[11] Patent Number: **Des. 358,651**

Fukuda et al.

[45] Date of Patent: **\*\* May 23, 1995**

## [54] DENTAL PRESSURE MEASURING SHEET

[75] Inventors: **Hiroshi Fukuda; Aya Ohkawa**, both of Tokyo, Japan

[73] Assignee: **Fuji Photo Film Co., Ltd.**, Kanagawa, Japan

[\*\*] Term: **14 Years**

[21] Appl. No.: **20,648**

[22] Filed: **Mar. 30, 1994**

### [30] Foreign Application Priority Data

Sep. 30, 1993 [JP] Japan ..... 5-29583

[52] U.S. Cl. .... **D24/181**

[58] Field of Search ..... D24/176-182;  
433/37-47, 68-71, 213, 214

### [56] References Cited

#### U.S. PATENT DOCUMENTS

|            |         |          |       |         |
|------------|---------|----------|-------|---------|
| D. 283,047 | 3/1986  | Eriksson | ..... | D24/181 |
| 2,895,219  | 7/1959  | Jones    | ..... | 433/38  |
| 4,472,140  | 9/1984  | Lustig   | ..... | 433/38  |
| 5,059,120  | 10/1991 | Lee      | ..... | 433/48  |

## FOREIGN PATENT DOCUMENTS

4099569 3/1992 Japan ..... 433/68

## OTHER PUBLICATIONS

Produced by Tek-Scan Co., "Dental Contact Pressure Analyzing Apparatus", T-Scan System, The Dental Monthly Report 124, Sep. 10, 1989.

*Primary Examiner*—Kay H. Chin  
*Attorney, Agent, or Firm*—Young & Thompson

## [57] CLAIM

The ornamental design for a dental pressure measuring sheet, as shown.

## DESCRIPTION

FIG. 1 is a perspective view of a dental pressure measuring sheet showing our new design;  
FIG. 2 is a front elevational view thereof;  
FIG. 3 is a rear elevational view thereof;  
FIG. 4 is an edge view thereof from the top of FIG. 2;  
FIG. 5 is an edge view thereof from the bottom of FIG. 2;  
FIG. 6 is an edge view thereof from the left of FIG. 2; and,  
FIG. 7 is an edge view thereof from the right of FIG. 2.

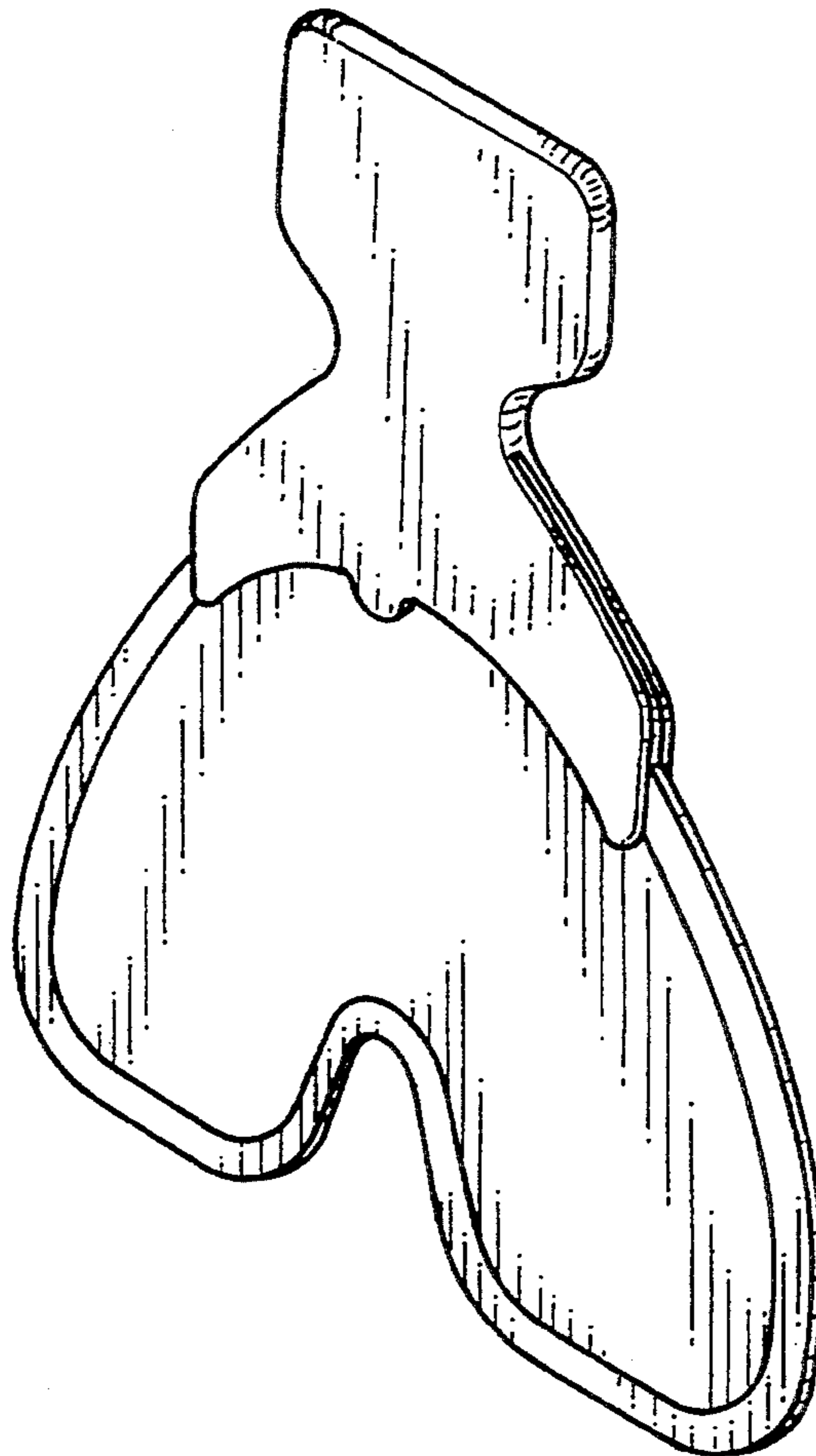


FIG. 1

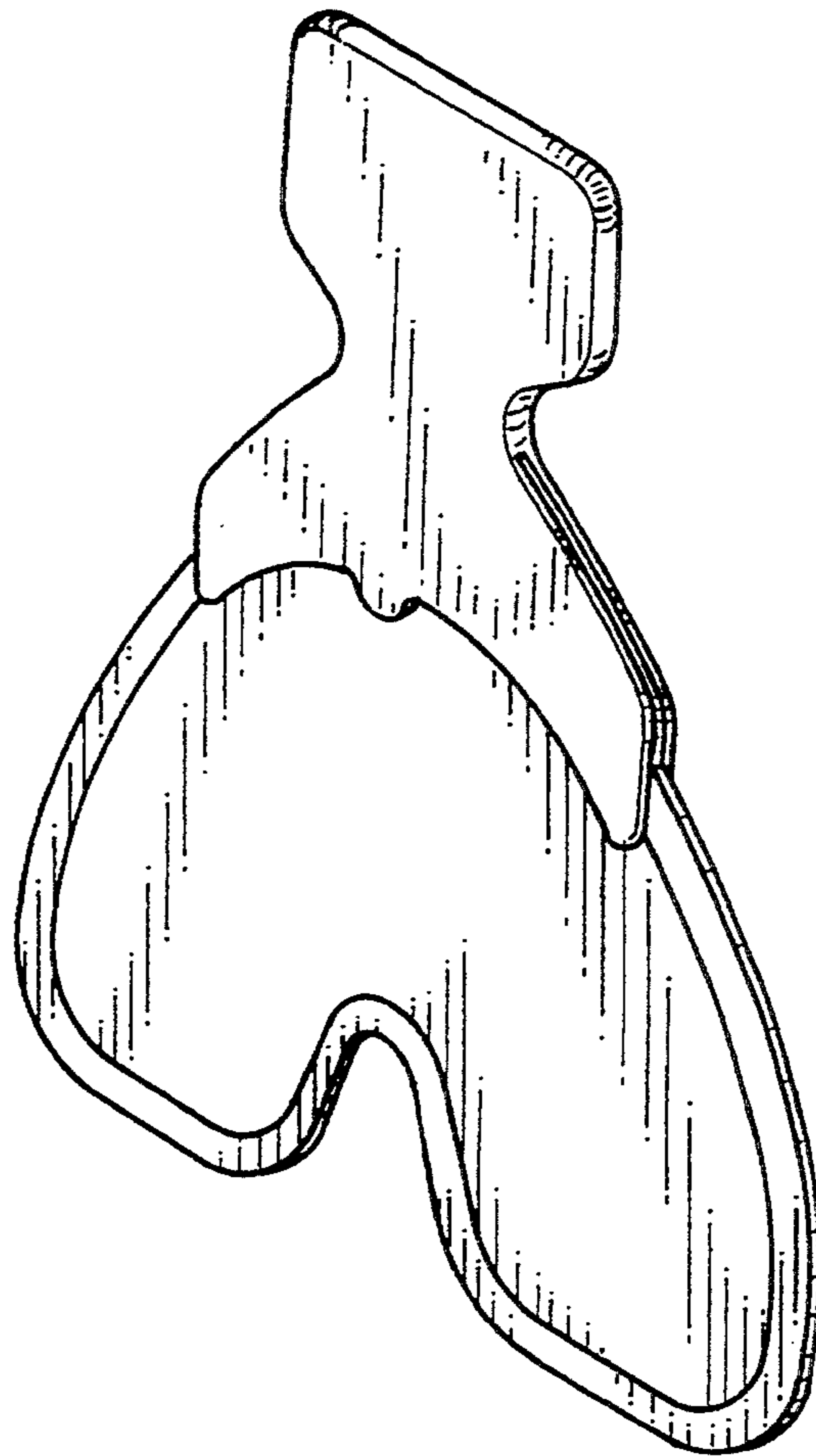


FIG. 2

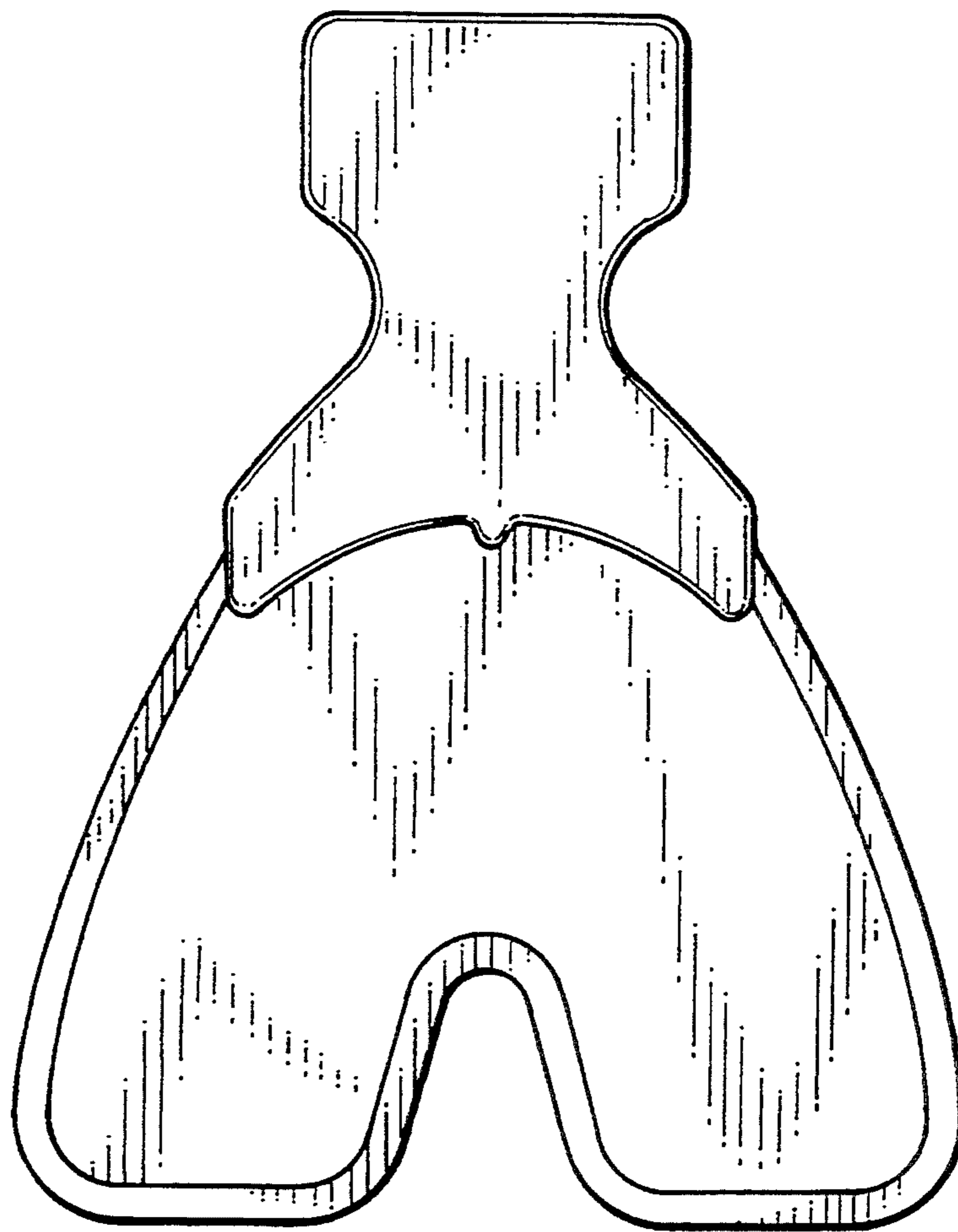


FIG. 3

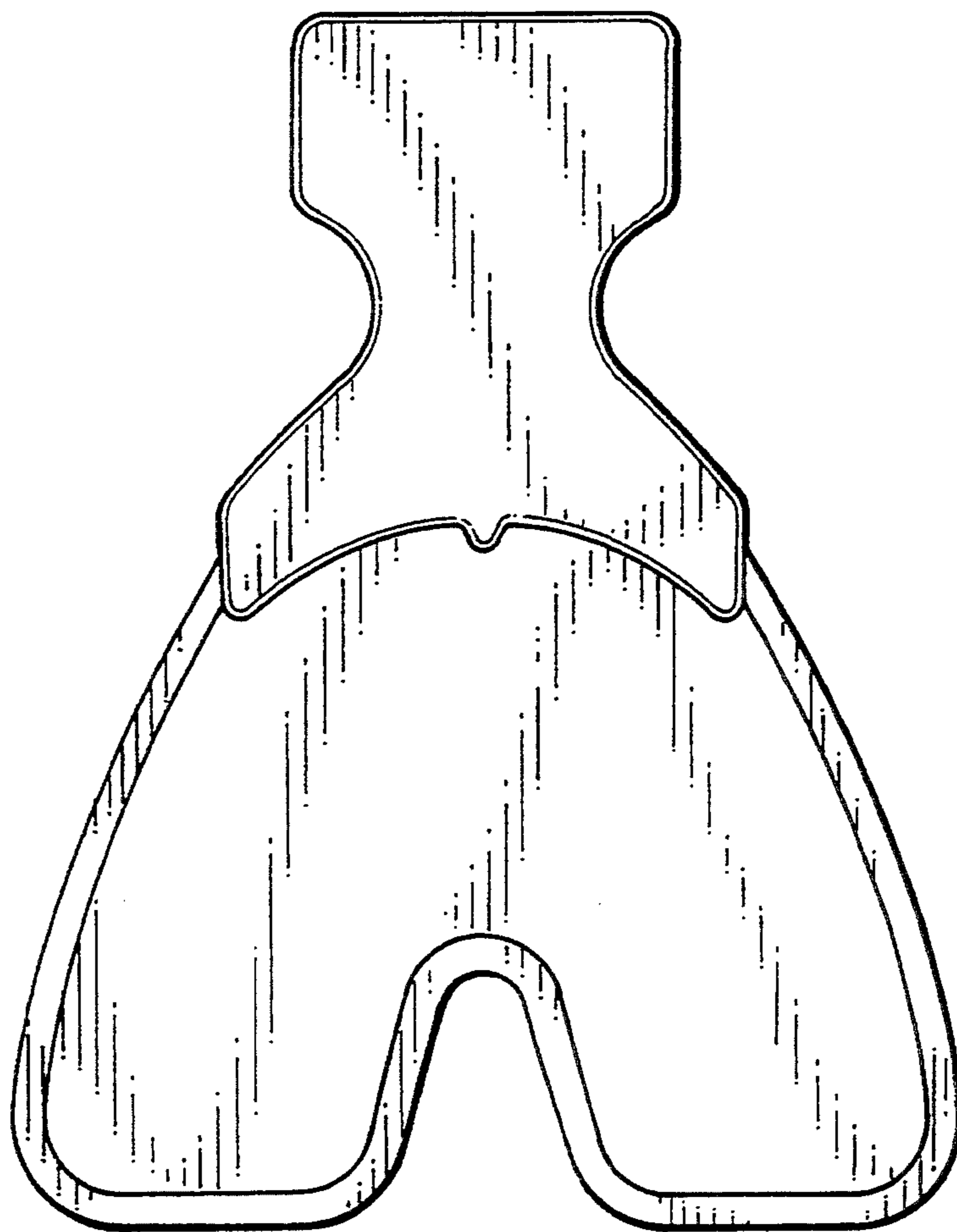


FIG. 4



FIG. 5



FIG. 6



FIG. 7

