



US00D358607S

United States Patent [19]
Romaniello

[11] **Patent Number: Des. 358,607**
[45] **Date of Patent: ** May 23, 1995**

[54] **WATCH-SHAPED PEN**
[76] **Inventor: Luciano Romaniello, Via Valsassina, 4, Milano, Italy**
[**] **Term: 14 Years**
[21] **Appl. No.: 21,103**
[22] **Filed: Apr. 8, 1994**

2,718,749 9/1955 Florman 368/10
4,162,754 7/1979 Fleming 401/195 X

OTHER PUBLICATIONS

New York Times, Jun. 5, 1986, p. C3, see watch-shaped wall clock-right side.
Hong Kong Enterprise, Jul. 19, 1988, p. 127, see pictured watch.
European Jeweler, Mar. 1983, p. 108, see circled watch, top center.

[30] **Foreign Application Priority Data**
Oct. 12, 1993 [IT] Italy MI9300531
[52] **U.S. Cl. D19/42; D10/31; D19/49; D19/46**
[58] **Field of Search D10/1-39; D19/35, 36, 41-51, 51, 54-58, 81-85; 368/10; 401/52, 195**

Primary Examiner—Martie Thompson
Attorney, Agent, or Firm—Panitch Schwarze Jacobs & Nadel

[57] **CLAIM**

The ornamental design for a watch-shaped pen, as shown and described.

[56] **References Cited**
U.S. PATENT DOCUMENTS

DESCRIPTION

D. 11,160 4/1879 Court D19/42
D. 76,298 9/1928 Grabelsky D19/36 X
D. 79,010 7/1929 Barnhart D19/36 X
D. 147,885 11/1947 Blakeman D19/42
D. 223,014 2/1972 Longarzo D19/36
D. 319,466 8/1991 Summers D19/42
D. 319,468 8/1991 Larizza D19/42

FIG. 1 is a front elevational view of a watch-shaped pen showing my new design;
FIG. 2 is a left elevational view thereof;
FIG. 3 is a right side elevational view thereof;
FIG. 4 is a rear elevational view thereof;
FIG. 5 is a bottom plan view thereof; and,
FIG. 6 is a top plan view thereof.




Fig. 1

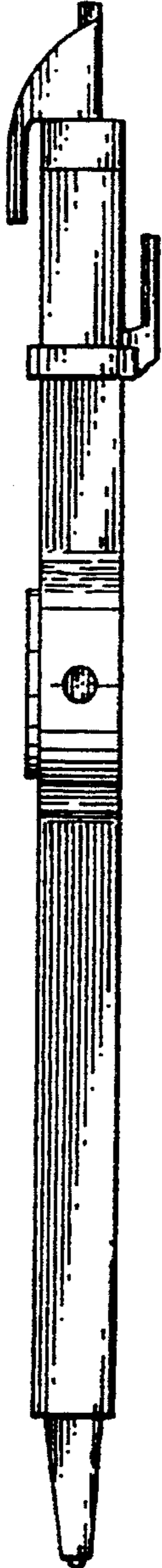


Fig. 2

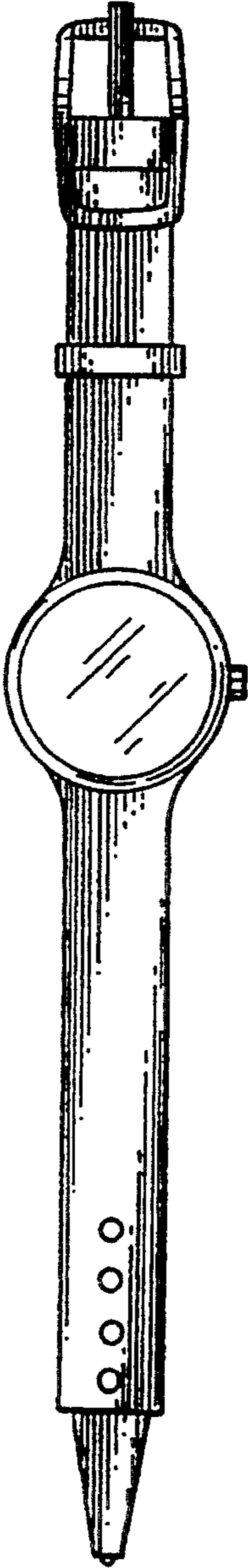


Fig. 3

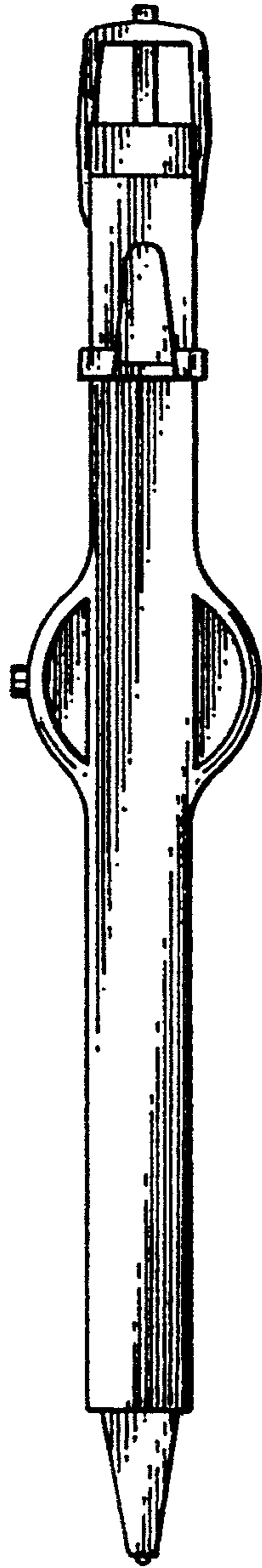


Fig. 4




Fig. 5




Fig. 6

