



US00D358590S

United States Patent [19]

[11] Patent Number: **Des. 358,590**

Weirsman

[45] Date of Patent: **** May 23, 1995**

[54] **KEYBOARD AND DISPLAY UNIT FOR A POSTAL SCALE**

D. 310,350	9/1990	Horie et al.	D14/100
D. 310,640	9/1990	Woods et al.	D10/91
D. 319,046	8/1991	Kapec et al.	D14/100
4,249,662	2/1981	Halm	209/610

[75] Inventor: **William A. Weirsman**, Orange, Conn.

[73] Assignee: **Ascom Hasler Mailing Systems, Inc.**, Shelton, Conn.

Primary Examiner—Freda S. Nunn
Attorney, Agent, or Firm—Brumbaugh, Graves, Donohue & Raymond

[**] Term: **14 Years**

[57] **CLAIM**

[21] Appl. No.: **13,717**

The ornamental design for a keyboard and display unit for a postal scale, as shown and described.

[22] Filed: **Sep. 30, 1993**

DESCRIPTION

[52] U.S. Cl. **D14/115; D14/100**
[58] Field of Search **D14/100, 101, 106, 115; D18/1, 2, 7, 11, 12, 51; D10/87, 91; 209/584, 610; 177/25.11; 235/145 A, 145 R; 200/5 A, 5 R, 6 A, 6 R; 345/168; 341/22, 23; 364/708.1; 400/472, 479, 486, 488, 489, 484, 485, 682**

FIG. 1 is a reduced top, front, and left side perspective view of the keyboard and display unit for a postal scale showing my new design;

[56] **References Cited**

U.S. PATENT DOCUMENTS

D. 258,122	2/1981	Sinn	D10/91
D. 260,376	8/1981	Lawing	D10/91
D. 273,568	4/1984	Woods et al.	D10/91
D. 281,587	12/1985	Busse	D10/91
D. 304,577	11/1989	Scheid et al.	D14/106
D. 308,857	6/1990	Bianco	D14/100


FIG. 2 is a top plan view of the embodiment of FIG. 1 the bottom plan view is unornamented;

FIG. 3 is a front elevational view of the embodiment of FIG. 1;

FIG. 4 is a left side elevational view of the embodiment of FIG. 1;

FIG. 5 is a right side elevational view of the embodiment of FIG. 1; and,

FIG. 6 is a rear elevational view of the embodiment of FIG. 1.



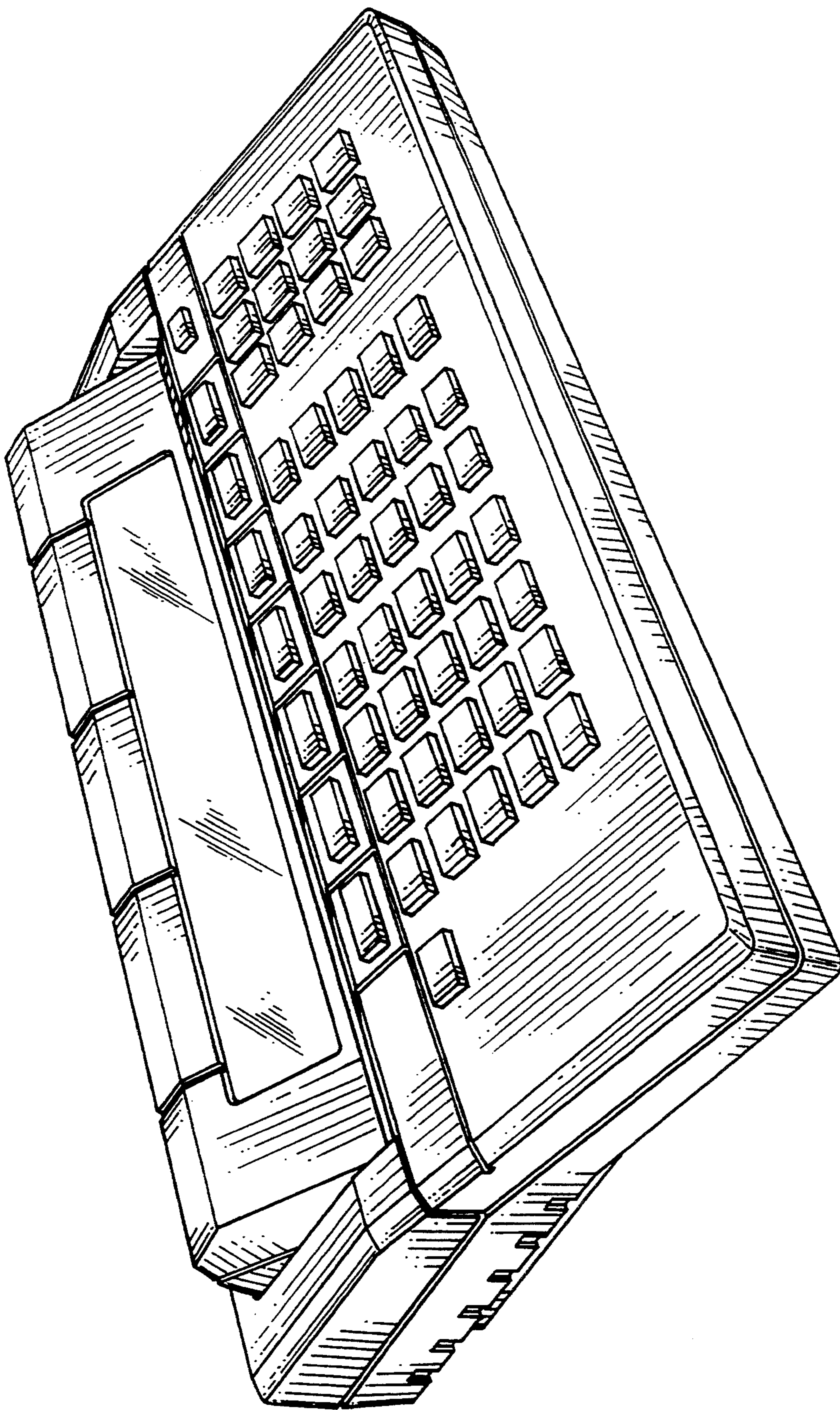


FIG. 1

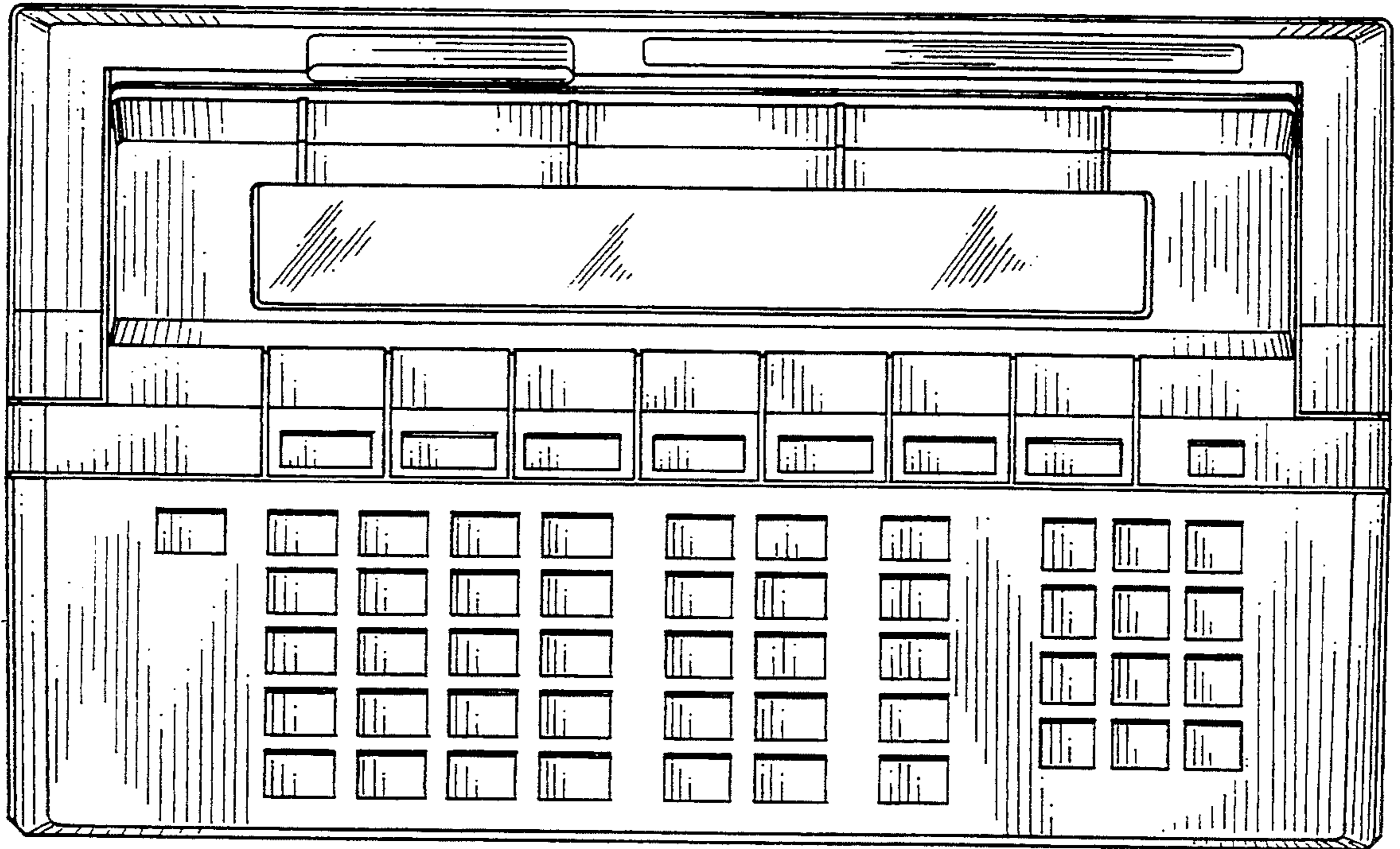


FIG. 2

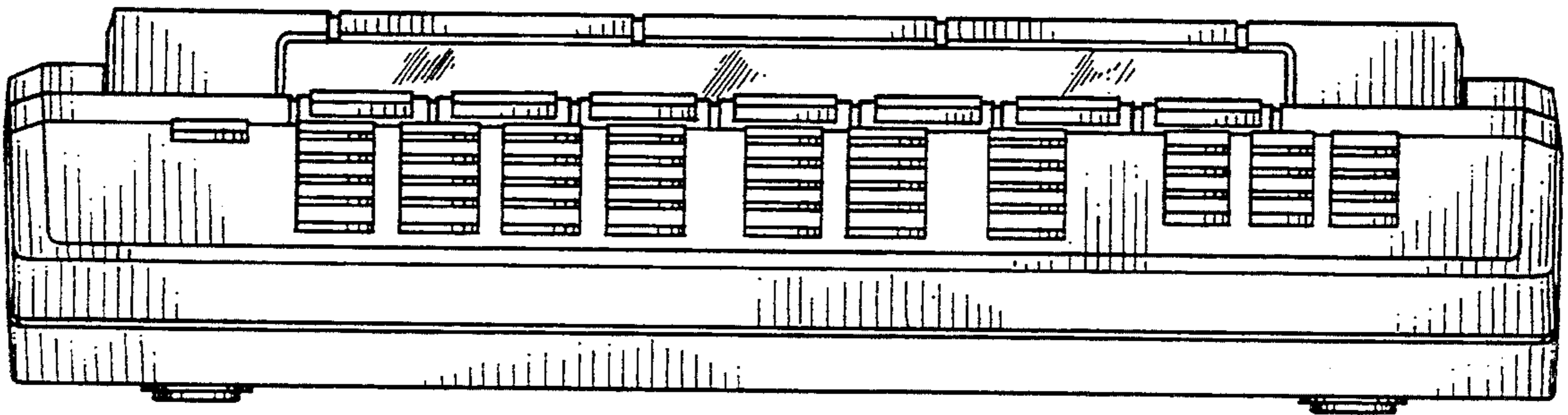


FIG. 3

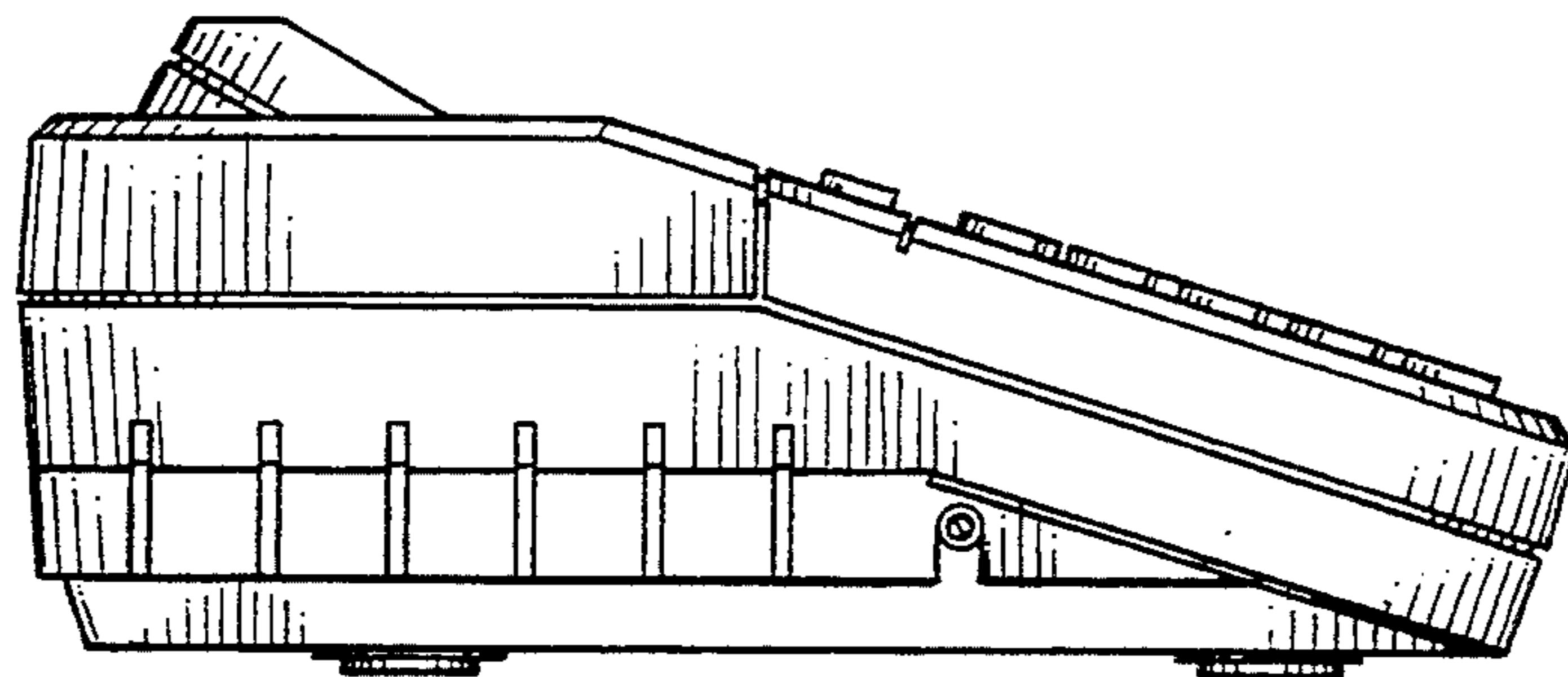


FIG. 4

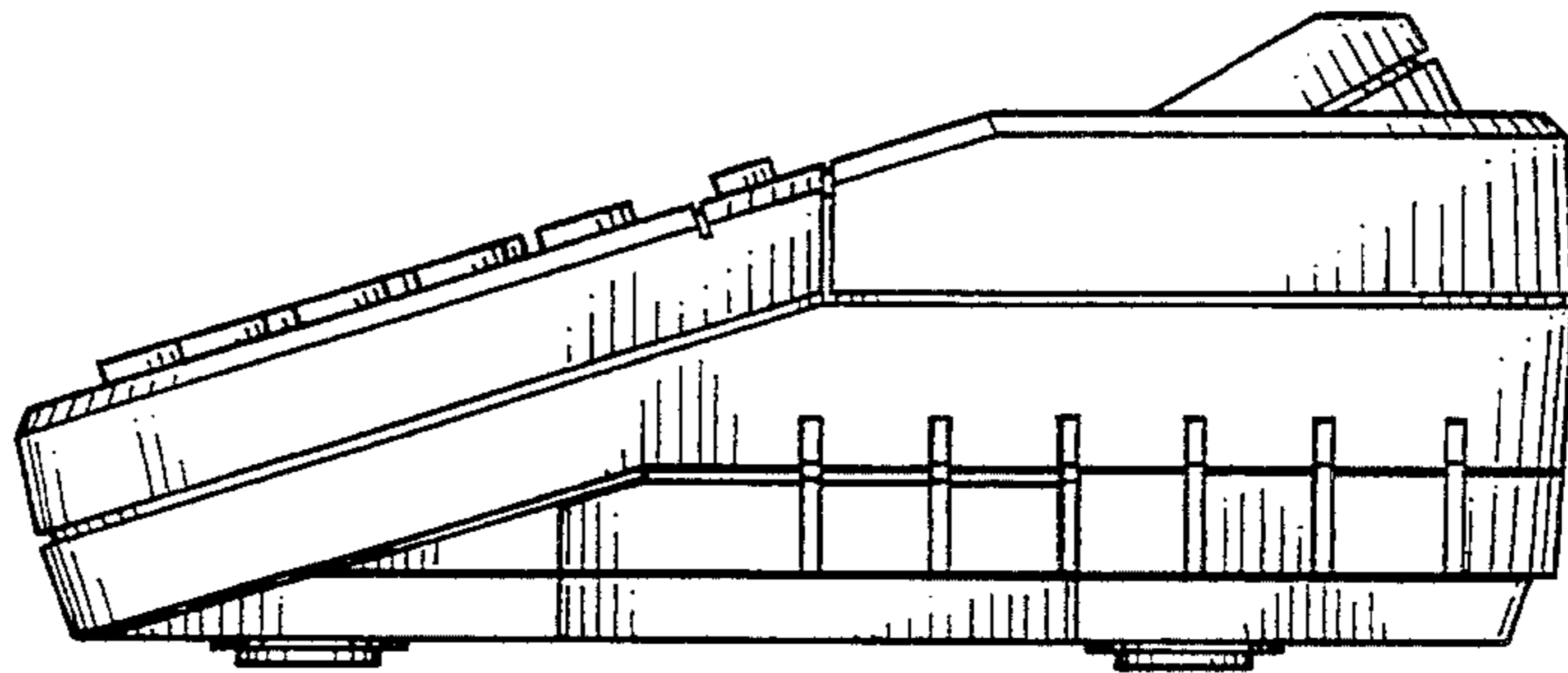


FIG. 5

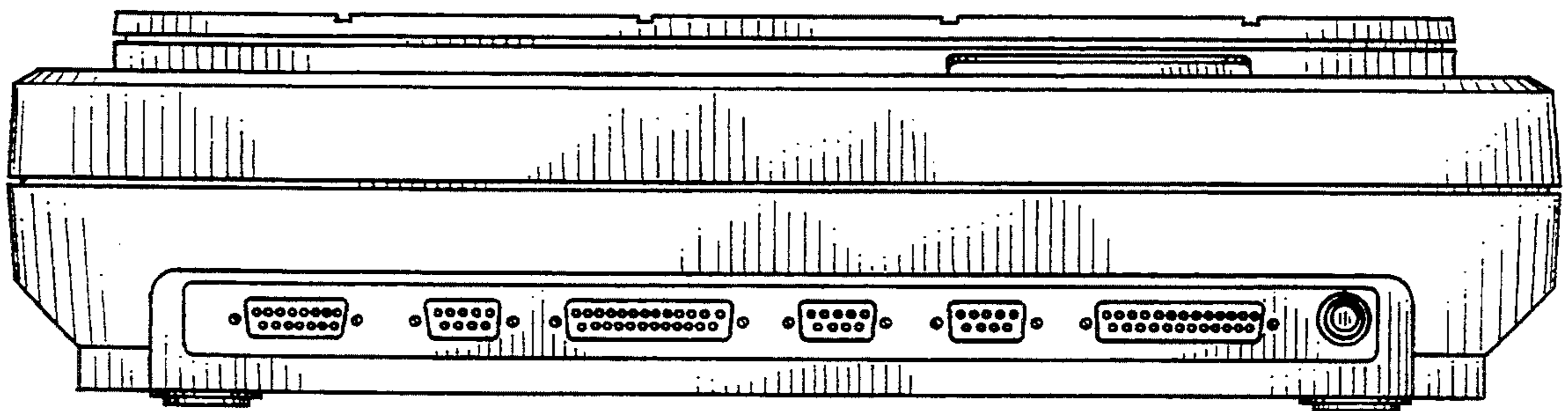


FIG. 6