



US00D358586S

United States Patent [19]

[11] **Patent Number: Des. 358,586**

Miyazaki et al.

[45] **Date of Patent: ** May 23, 1995**

[54] **OPTICAL DISK CARTRIDGE**

[75] Inventors: **Benichi Miyazaki**, Osaka; **Yukio Nishino**, Nara, both of Japan

[73] Assignee: **Matsushita Electric Industrial Co., Ltd.**, Osaka, Japan

[**] Term: **14 Years**

[21] Appl. No.: **6,223**

[22] Filed: **Mar. 19, 1993**

[30] **Foreign Application Priority Data**

Nov. 25, 1992 [JP] Japan 4-34781

[52] **U.S. Cl.** **D14/114**

[58] **Field of Search** **D14/100, 107, 114; 360/60, 132-133, 135, 99.01-99.12; 206/312, 444; 369/291, 273, 77.2**

[56] **References Cited**

U.S. PATENT DOCUMENTS

D. 283,893	5/1986	Fujimoto	D14/114
D. 292,292	10/1987	Saito et al.	D14/114
D. 298,251	10/1988	Kato et al.	D14/114
D. 311,181	10/1990	Miyazawa	D14/114
D. 312,250	11/1990	Sasaki et al.	D14/114
D. 328,457	8/1992	Matsuzaka	D14/114
5,272,693	12/1993	Fujisawa	206/444 X

OTHER PUBLICATIONS

Copy of Leaflet Panasonic "LF3000/LF3004" Optical Disk Drive, published Oct. 1991.

Copy of Toshiba catalog "WM-S500 Series" Optical Disk Drive, published May 1988.

Copy of Toshiba catalog "Hikari Disk Sochi" Optical Disk Drive, published May 1988.

Primary Examiner—Melanie H. Tung
Attorney, Agent, or Firm—Sughrue, Mion, Zinn, Macpeak & Seas

[57] **CLAIM**

The ornamental design for an optical disk cartridge, as shown and described.

DESCRIPTION

FIG. 1 is a front, top and right side perspective view of an optical disk cartridge showing our new design; FIG. 2 is a top plan view thereof; FIG. 3 is a right side elevational view thereof; FIG. 4 is a bottom plan view thereof; FIG. 5 is a left side elevational view thereof; FIG. 6 is a rear elevational view thereof; FIG. 7 is a front elevational view thereof; and, FIG. 8 is a front, top and right side perspective view thereof, with a two-part sectional housing partially separated and a slidable cover in one of the cartridge housing sections in open position, the bottom view being a mirror image of the top view.

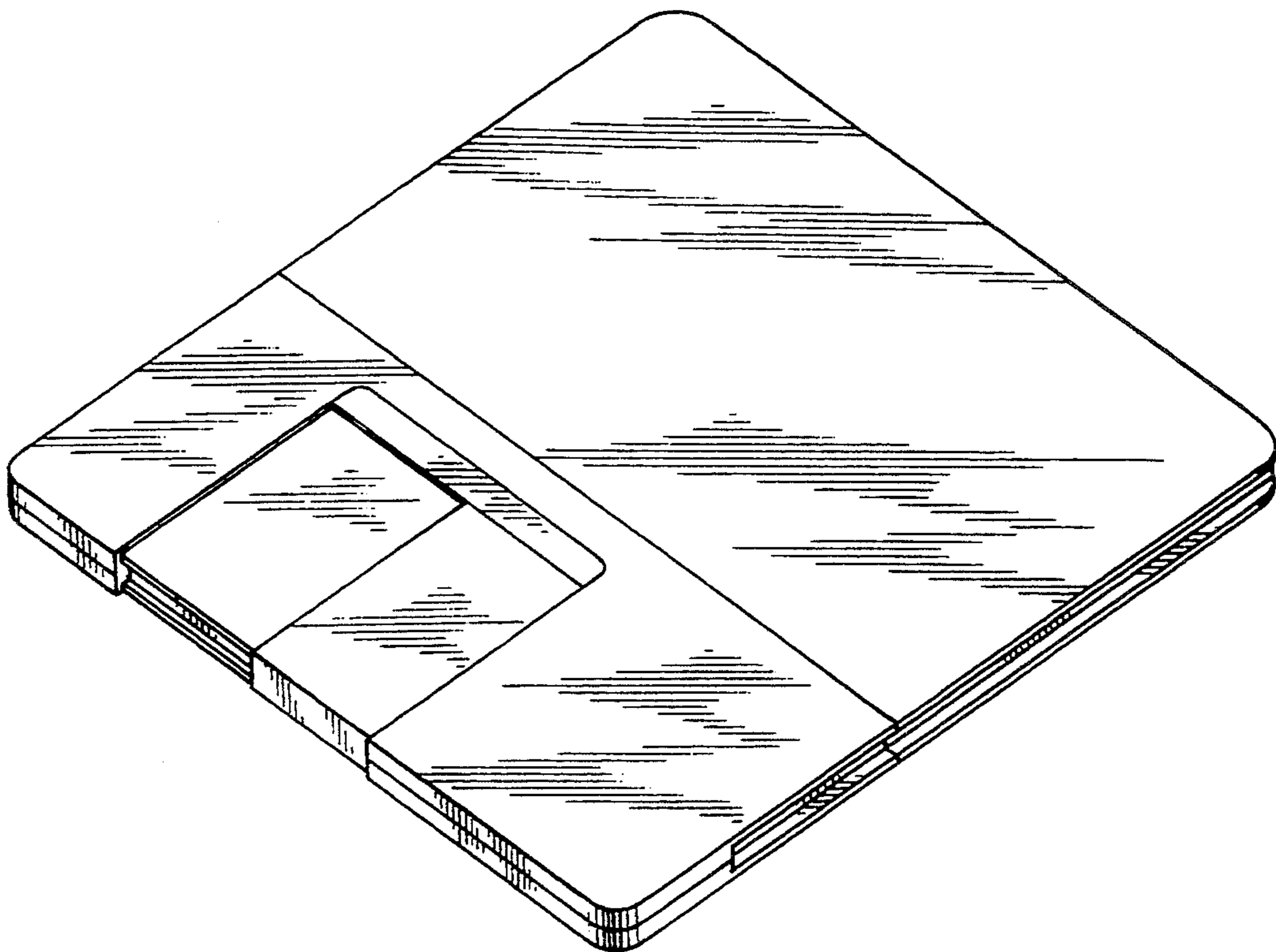


FIG. 1

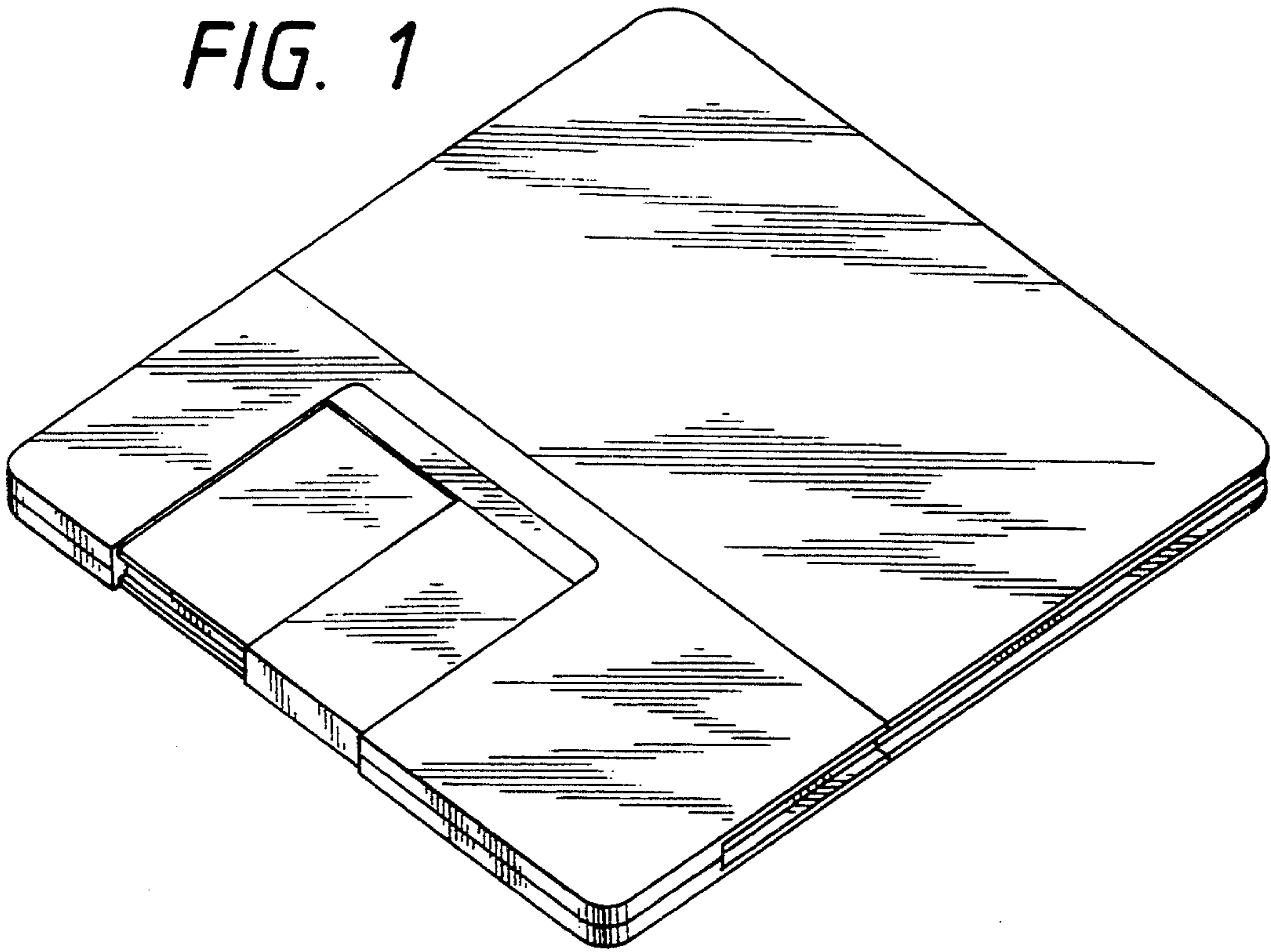


FIG. 2

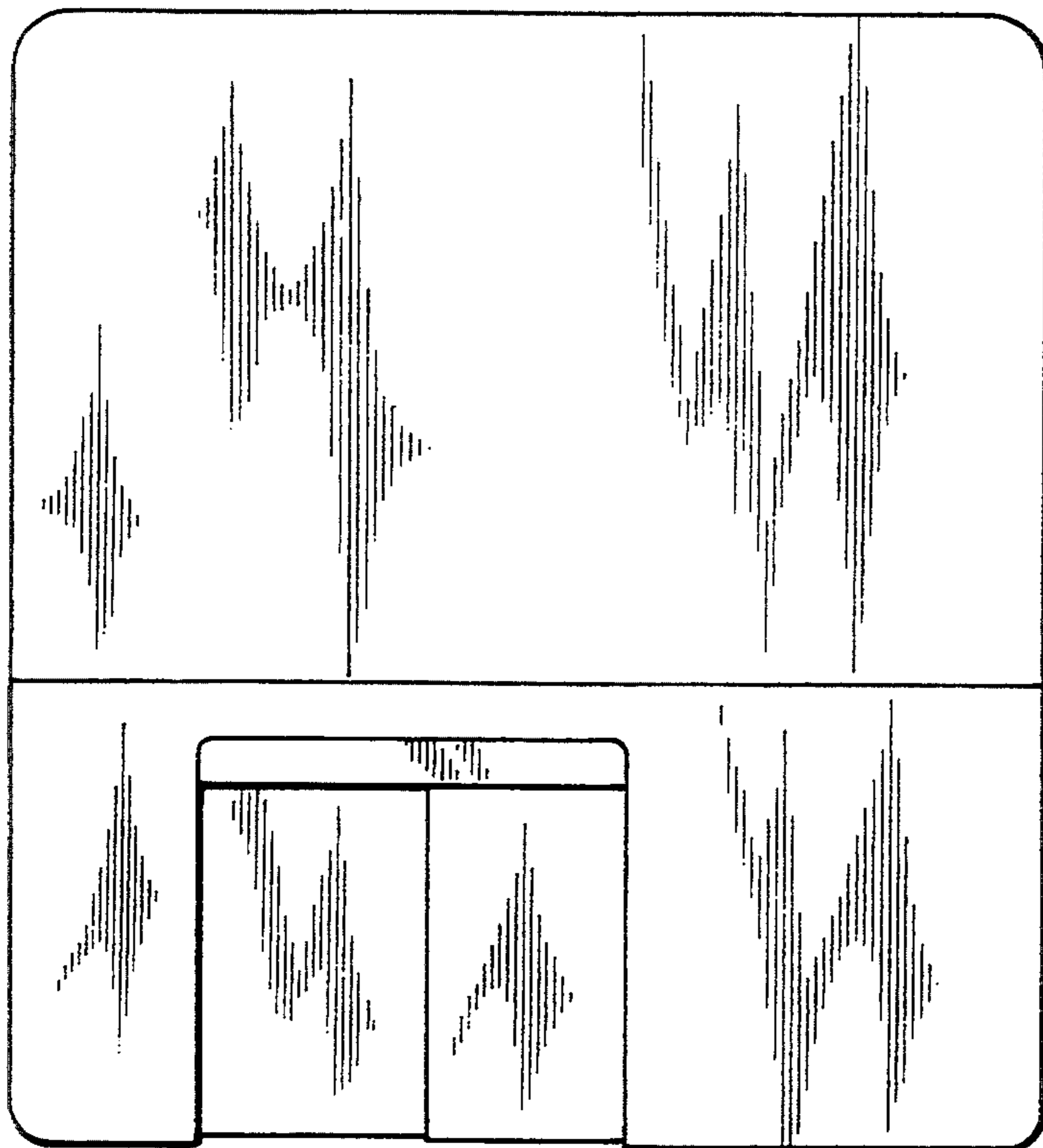


FIG. 3



FIG. 4

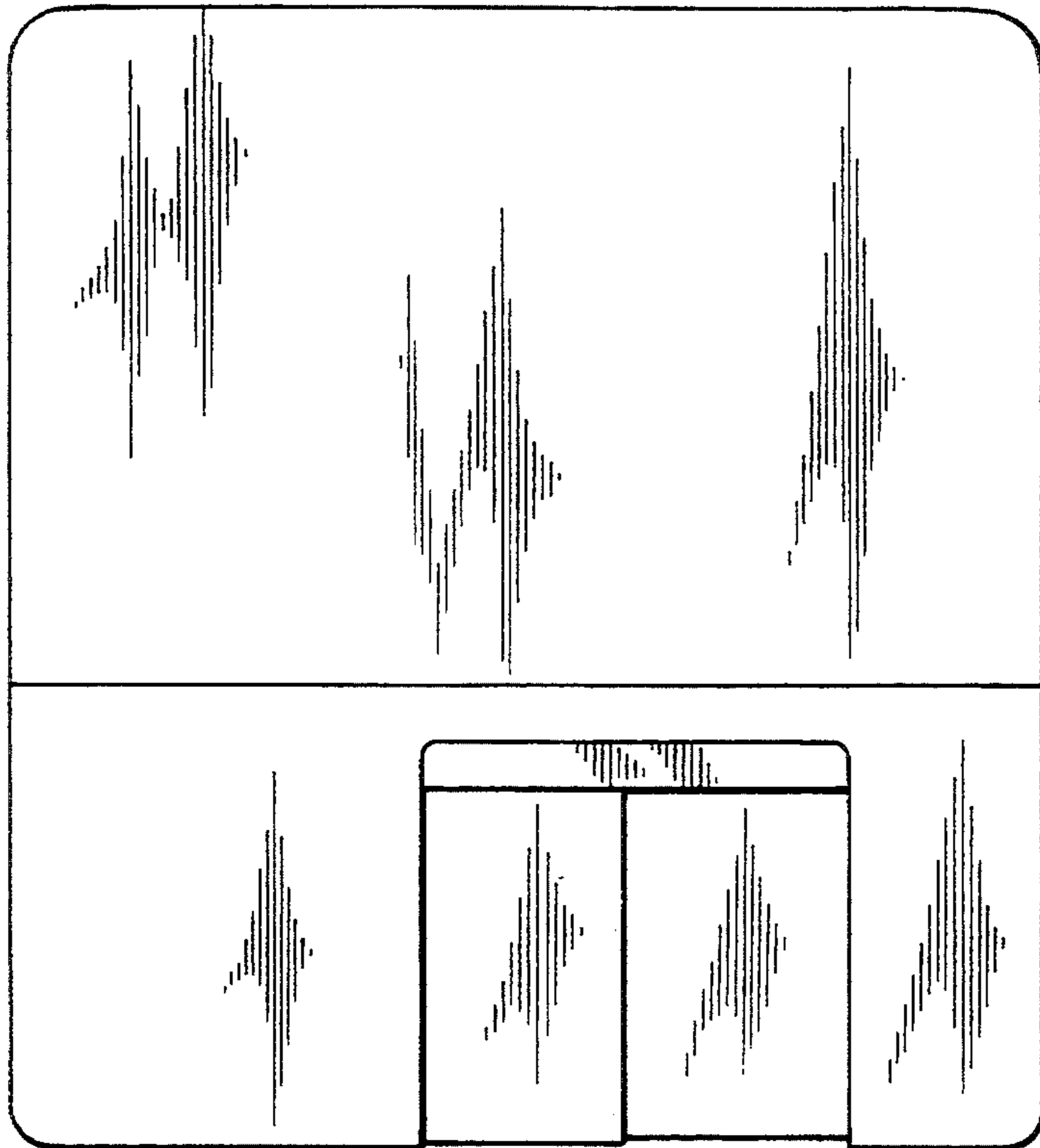


FIG. 5



FIG. 6




FIG. 7



FIG. 8

