



US00D358553S

United States Patent [19]

Murakami et al.

[11] Patent Number: **Des. 358,553**

[45] Date of Patent: **** May 23, 1995**

[54] WRIST WATCH RADIO TELEPHONE

[75] Inventors: **Shinzo Murakami; Yukinobu Kudo,**
both of Fukuoka, Japan

[73] Assignee: **Matsushita Electric Industrial Co.,**
Ltd., Osaka, Japan

[**] Term: **14 Years**

[21] Appl. No.: **15,909**

[22] Filed: **Dec. 1, 1993**

[30] Foreign Application Priority Data

Jun. 2, 1993 [JP] Japan 5-16471
[52] U.S. Cl. **D10/31; D10/30;**
D10/32

[58] Field of Search **D10/1-40,**
D10/122-132; 455/100, 344, 350;
368/280-282, 276-277, 285, 10; D14/192, 218

[56] References Cited

U.S. PATENT DOCUMENTS

D. 303,768	10/1989	Wakamatsu	D10/30 X
D. 319,590	9/1991	Houlihan	D10/31
D. 345,736	4/1994	Scheid	D10/31 X
4,419,770	12/1983	Yagi	368/10 X
4,629,329	12/1986	Komiyama	368/10
4,673,936	6/1987	Kotoh	455/100 X
5,007,105	4/1991	Kudoh	455/344
5,274,613	12/1993	Seager	368/282 X

OTHER PUBLICATIONS

Jeweler's Circular Keystone—Mar. 1982—p. 93—watch—radio at top.

Nikkei Design of Sep. 1992 introducing Model NTT DoCoMo.

Mono Magazine of Aug. 1992 introducing Cam Watch of a German company.

Leaflet of Motorola, issued in 1990.

Primary Examiner—Nelson C. Holtje

Attorney, Agent, or Firm—Sughrue, Mion, Zinn,

Macpeak & Seas

[57] CLAIM

The ornamental design for a wrist watch radio telephone, as shown and described.

DESCRIPTION

FIG. 1 is a top, front and left side perspective view of a wrist watch radio telephone showing our new design with a cover in the open position;

FIG. 2 is a bottom, rear and left side perspective view thereof;

FIG. 3 is a front elevational view thereof with the strap connector removed;

FIG. 4 is a rear elevational view thereof with the strap connector removed;

FIG. 5 is a top plan view thereof;

FIG. 6 is a bottom plan view thereof;

FIG. 7 is a right side elevational view thereof;

FIG. 8 is a left side elevational view thereof; and,

FIG. 9 is a perspective view thereof similar to FIG. 1 with the cover in the closed position.




FIG. 1



FIG. 2



FIG. 3




FIG. 4




FIG. 5



FIG. 6




FIG. 7



FIG. 8



FIG. 9

