



US00D358540S

# United States Patent [19]

[11] Patent Number: **Des. 358,540**

Trempala

[45] Date of Patent: **\*\* May 23, 1995**

[54] **KEY SECURITY HOLDER FOR SECURING AN ACCESS KEY**

[76] Inventor: **Dohn Trempala**, 17672 Armstrong, Irvine, Calif. 92714

[\*\*] Term: **14 Years**

[21] Appl. No.: **14,912**

[22] Filed: **Nov. 2, 1993**

[52] U.S. Cl. .... **D8/330**

[58] Field of Search ..... D8/330, 346; 70/14, 70/57-58, 63, 158; 206/207, 38.1

[56] **References Cited**

**U.S. PATENT DOCUMENTS**

D. 306,395	3/1990	Von Bergen et al. ....	D8/330
D. 335,377	5/1993	Speciale .....	D8/330 X
D. 336,418	6/1993	Carter .....	D8/330
4,112,717	9/1978	Bradley .....	70/63
4,468,940	9/1984	Davis .....	70/63
4,567,741	2/1986	Trempala .....	70/389

**OTHER PUBLICATIONS**

Product Catalog, Suprasafe devices (1-page black&white).

Product Brochure, Key Lock Box, NuTech Fire & Security, Maitland, Fla., (fold-out color brochure 5½" × 8½").

Product Order Form, NuBox, Nutech Fire & Security, Maitland, Fla., (one-page, 2-part NCR form).

Product Brochure, Knox-Box Knox Rapid Entry System, The Knox Company, Irvine, Calif. (fold-out color brochure).

Product Brochure, Knox Security/Rapid Access Products, The Knox Company, Irvine, Calif. (one-page/two-sided color brochure).

*Primary Examiner*—Brian N. Vinson

*Attorney, Agent, or Firm*—Knobbe, Martens, Olson & Bear

[57] **CLAIM**

The ornamental design of a key security holder for securing an access key, as shown and described.


**DESCRIPTION**

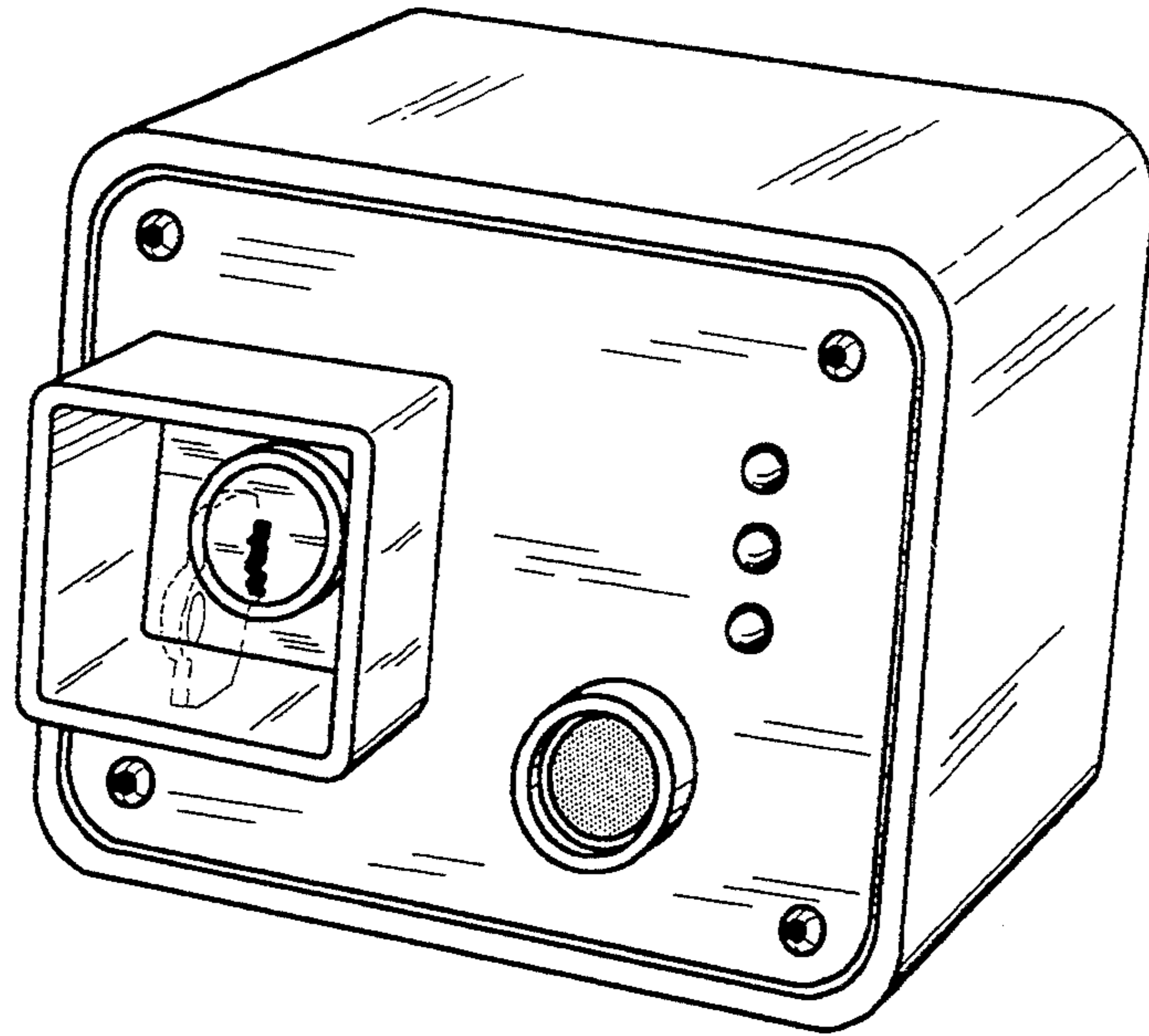
FIG. 1 is a top, front, and right side perspective view of a key security holder for securing an access keys showing my new design, the broken-line disclosure of a portion of a key being for illustrative purposes only and forming no part of the claimed design;

FIG. 2 is an enlarged right side elevational view thereof;


FIG. 3 is an enlarged top plan view thereof, the bottom being a mirror image of that shown;

FIG. 4 is an enlarged rear elevational view thereof; and, FIG. 5 is a left side elevational view thereof.

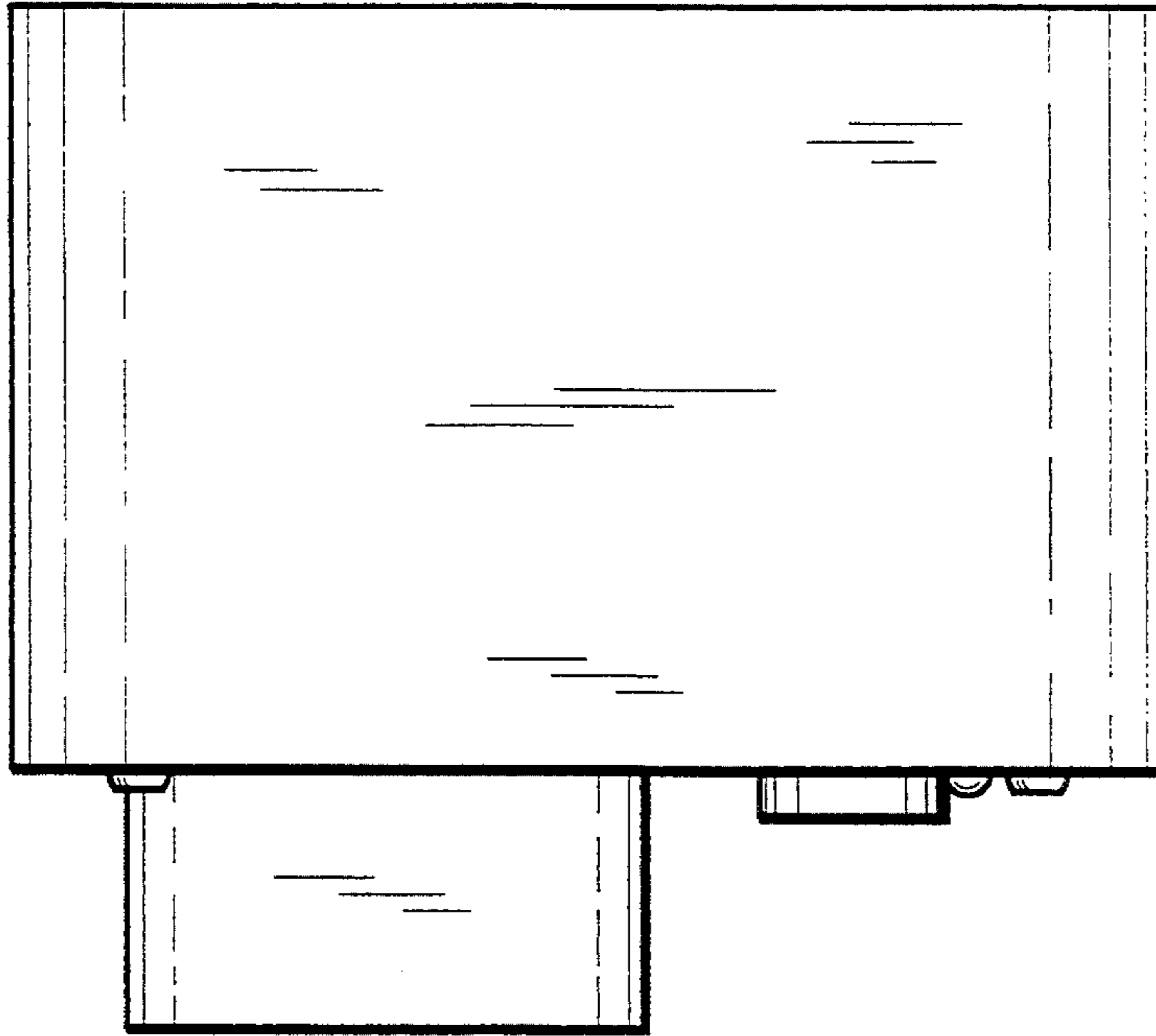




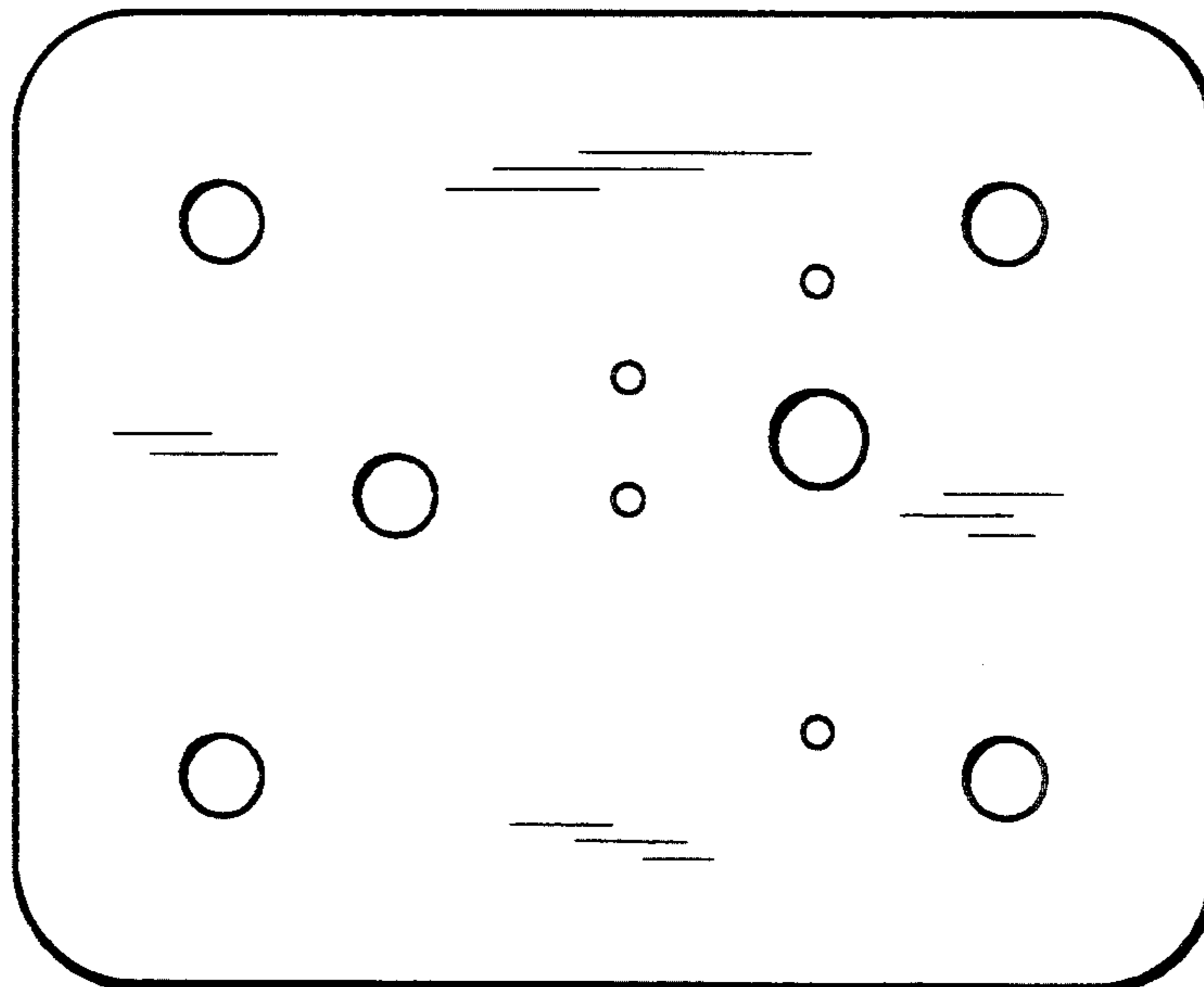
*FIG. 1*



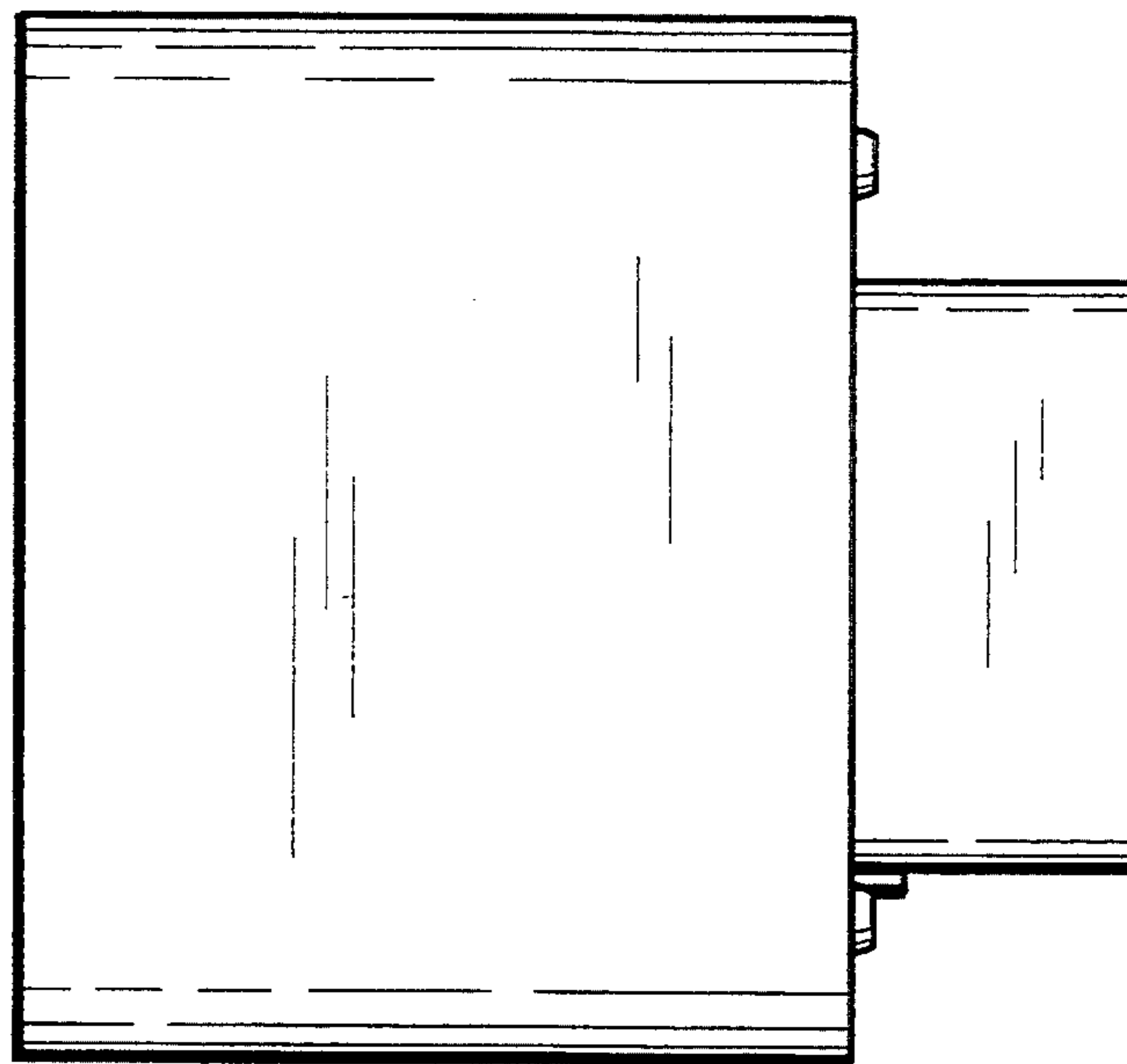
*FIG. 2*



**FIG. 3**



**FIG. 4**



*FIG. 5*

UNITED STATES PATENT AND TRADEMARK OFFICE  
**CERTIFICATE OF CORRECTION**

PATENT NO. : Des. 358,540  
DATED : May 23, 1995  
INVENTOR(S) : Dohn J. Trempala

It is certified that error appears in the above-identified patent and that said Letters Patent is hereby corrected as shown below:

Title page, col. 2, lines 10 and 11, in the Description, Figure 4, change "elevatioal" to --elevational--.

Figure 5, change "thererof" to --thereof--.

Signed and Sealed this  
Twenty-second Day of August, 1995

Attest:



BRUCE LEHMAN

Attesting Officer

Commissioner of Patents and Trademarks