



US00D358529S

United States Patent [19]

[11] Patent Number: **Des. 358,529**

Rich

[45] Date of Patent: **** May 23, 1995**

[54] **CUTLERY HANDLE**

D. 234,740 4/1975 Friedman D7/649
D. 236,579 9/1975 Morhack D7/649

[75] Inventor: **Grahame D. Rich**, Sheffield, England

Primary Examiner—Alan P. Douglas

[73] Assignee: **McPherson's Limited**, Melbourne, Australia

Assistant Examiner—Caron D. Veynar

[**] Term: **14 Years**

Attorney, Agent, or Firm—Trexler, Bushnell, Giangiorgi & Blackstone, Ltd.

[21] Appl. No.: **11,483**

[57] **CLAIM**

[22] Filed: **Aug. 5, 1993**

The ornamental design for a cutlery handle, as shown and described.

[30] **Foreign Application Priority Data**

DESCRIPTION

Feb. 6, 1993 [GB] United Kingdom 2028948

[52] U.S. Cl. **D7/401.2; D22/118**

[58] Field of Search D7/642, 645, 649, 650, D7/664, 401.2; D22/117, 118; 30/329, 340, 343

FIG. 1 is a left side elevation view of a cutlery handle showing my new design;

FIG. 2 is a right side elevation view thereof;

FIG. 3 is a bottom plan view thereof;

FIG. 4 is a top plan view thereof;

FIG. 5 is a front elevational view thereof; and,

FIG. 6 is a rear elevational view thereof.

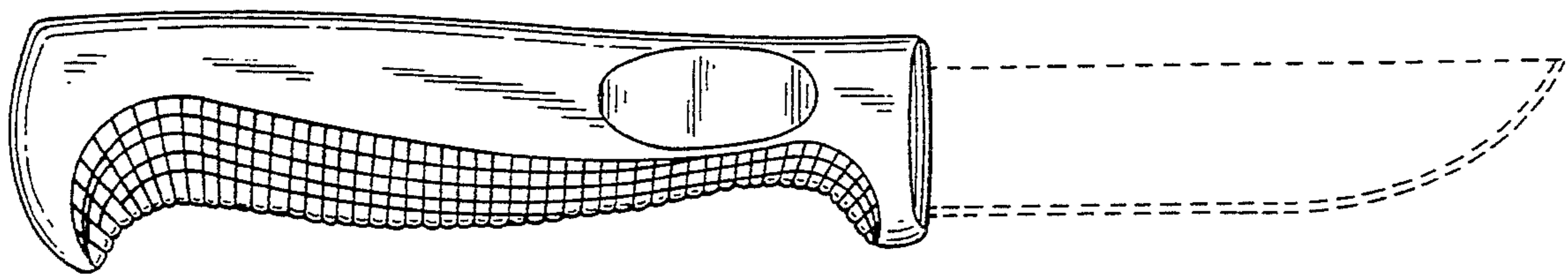
The broken line showing of a knife blade in FIGS. 1-5 is environmental only and forms no part of the claimed design.

[56] **References Cited**

U.S. PATENT DOCUMENTS

D. 122,057 8/1940 Johnson D7/649

D. 229,662 12/1973 Friedman D7/650



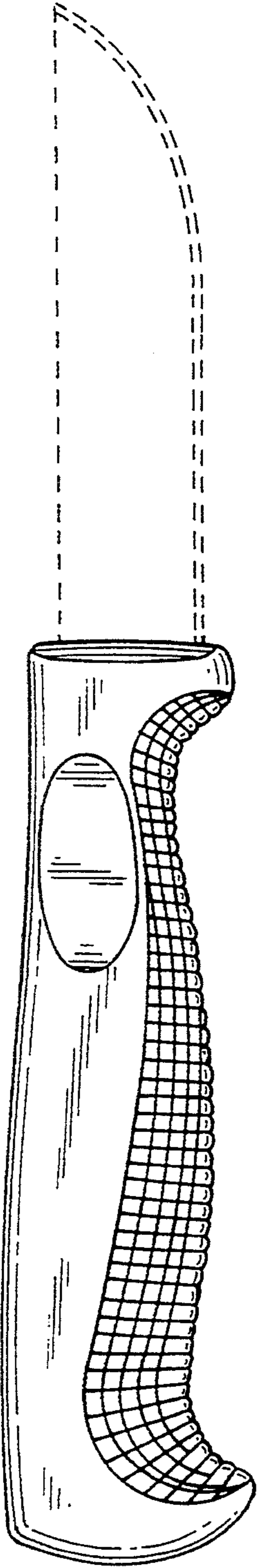


Fig. 1

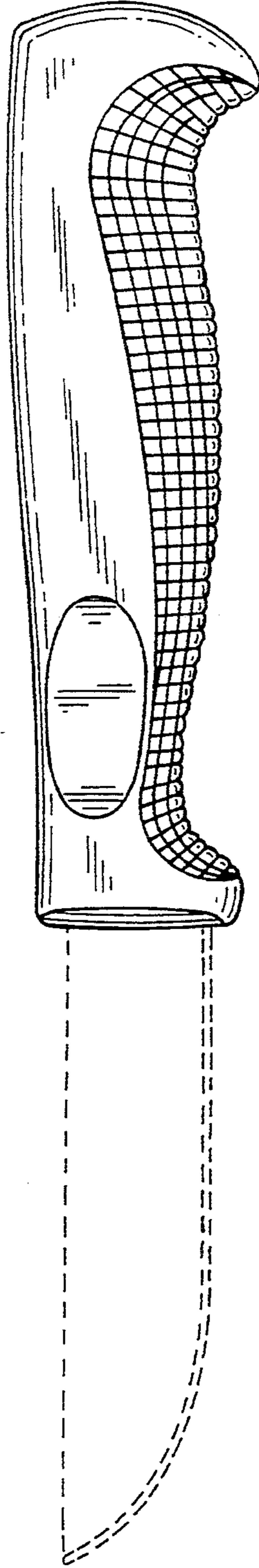


Fig. 2

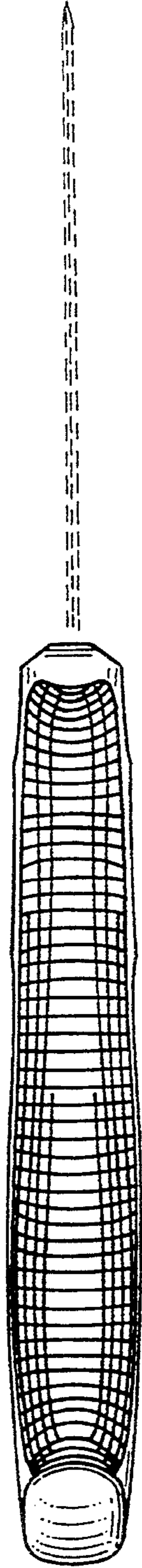


Fig. 3




Fig. 4




Fig. 5



Fig. 6