



US00D358526S

United States Patent [19]

[11] Patent Number: **Des. 358,526**

Sedon et al.

[45] Date of Patent: **** May 23, 1995**

[54] VIDEO CASSETTE STORAGE AND DISPLAY RACK

[75] Inventors: **Nicholas M Sedon**, North Canton; **James T. Weisburn**, Massillon; **David A. Houk, Jr.**, Norton, all of Ohio

[73] Assignee: **Alpha Enterprises, Inc.**, North Canton, Ohio

[**] Term: **14 Years**

[21] Appl. No.: **26,063**

[22] Filed: **Jul. 18, 1994**

[52] U.S. Cl. **D6/629; D6/407**

[58] Field of Search **D6/396, 405, 407, 462, D6/466, 467, 468, 626, 629, 630; D14/120, 121; D19/75, 76, 91; 206/387; 211/40, 41, 42**

[56] **References Cited**

U.S. PATENT DOCUMENTS

- D. 28,839 6/1898 Kirkwood .
- D. 126,056 3/1941 Summers .
- D. 161,815 7/1950 Boeman .
- D. 252,423 7/1979 Bokor D6/629
- D. 252,424 7/1979 Bokor D6/629

- D. 321,802 11/1991 Smith D6/629 X
- D. 332,187 1/1993 Stravitz D6/407
- 1,647,922 11/1927 Linder .
- 3,776,374 12/1973 Medendorp 206/387 X
- 4,629,067 12/1986 Pavlik et al. 206/425
- 5,086,932 2/1992 Gelardi et al. 211/40

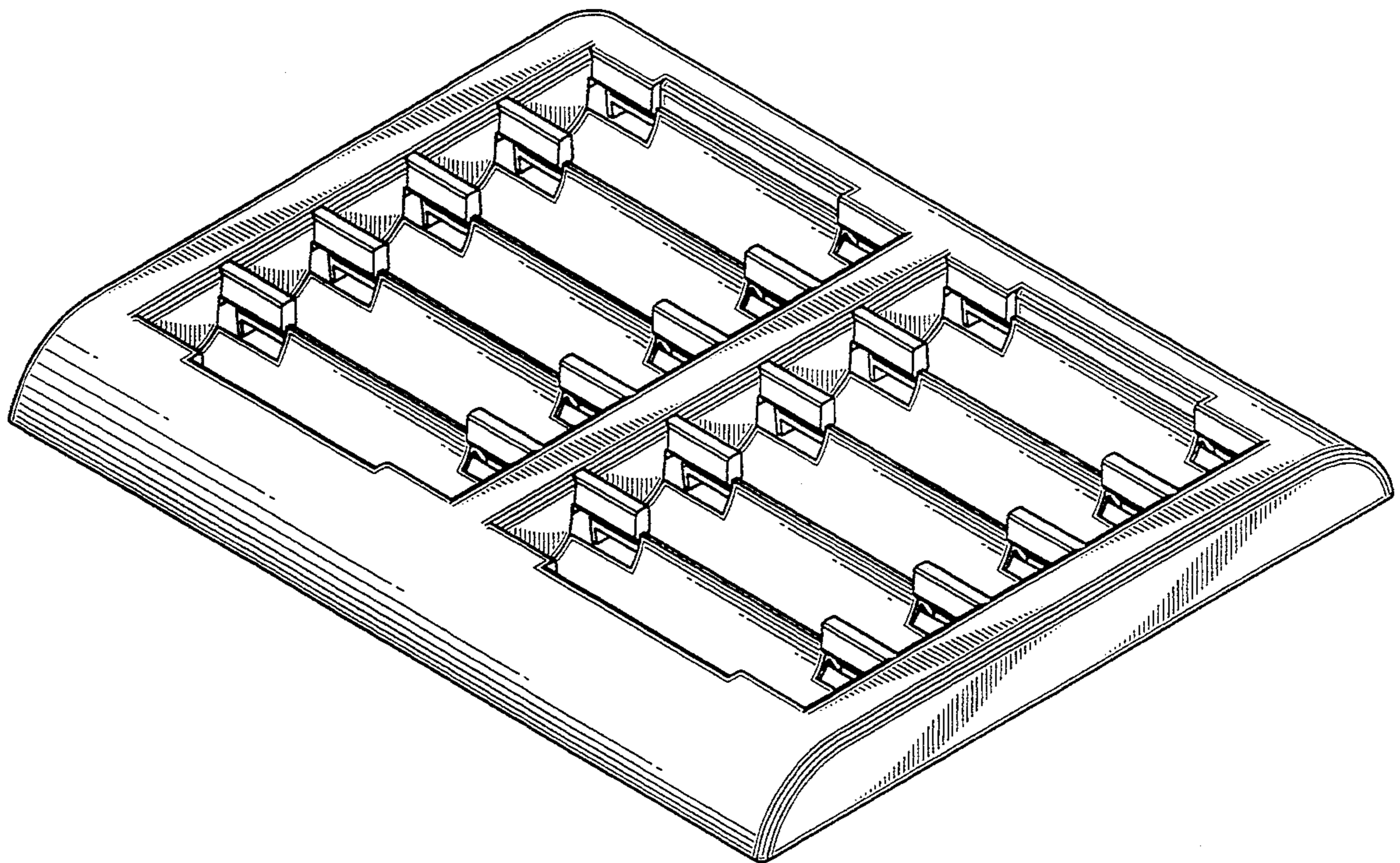
Primary Examiner—Alan P. Douglas
Assistant Examiner—S. Snapp
Attorney, Agent, or Firm—Michael Sand Co.

[57] **CLAIM**

The ornamental design for a video cassette storage and display rack, as shown and described.

DESCRIPTION

FIG. 1 is a perspective view of a video cassette storage and display rack showing our new design; FIG. 2 is a top plan view thereof; FIG. 3 is a bottom plan view thereof; FIG. 4 is a front elevational view, the rear elevation view being the same; FIG. 5 is a right side elevational view of FIG. 2, the left side being the same; FIG. 6 is a sectional view taken on line 6—6, FIG. 2; and, FIG. 7 is a sectional view taken on line 7—7, FIG. 2.



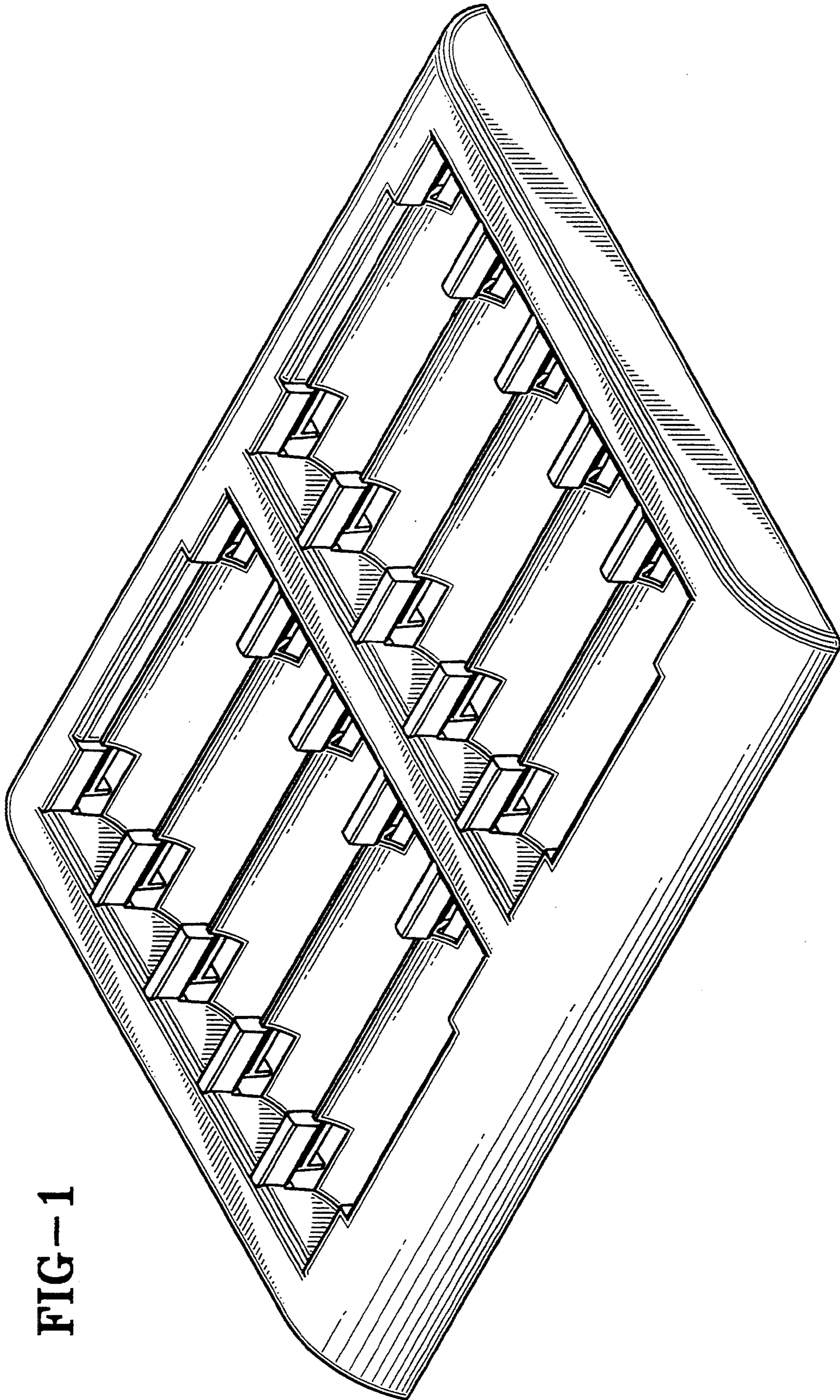


FIG-1

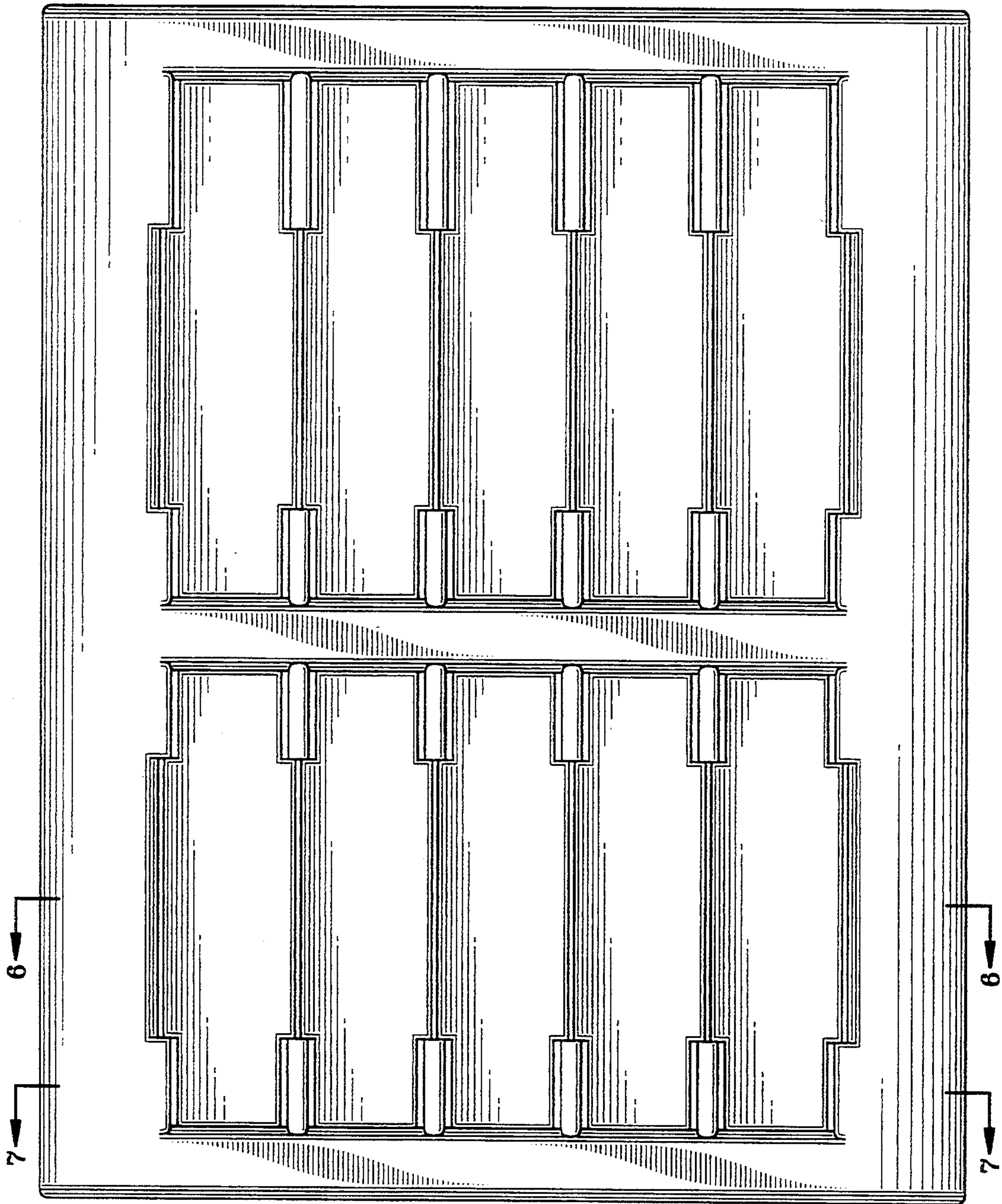


FIG-2

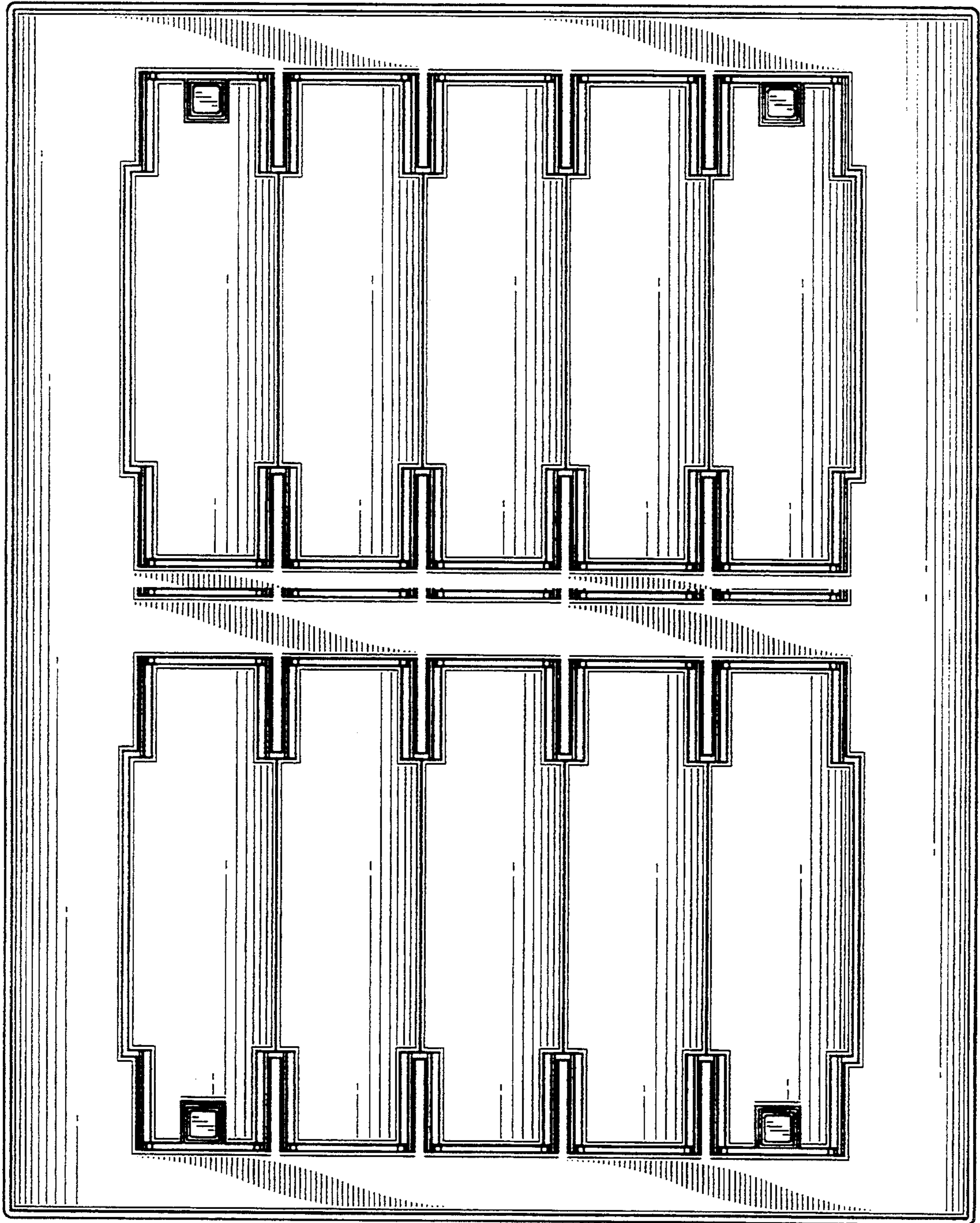


FIG-3




FIG-4

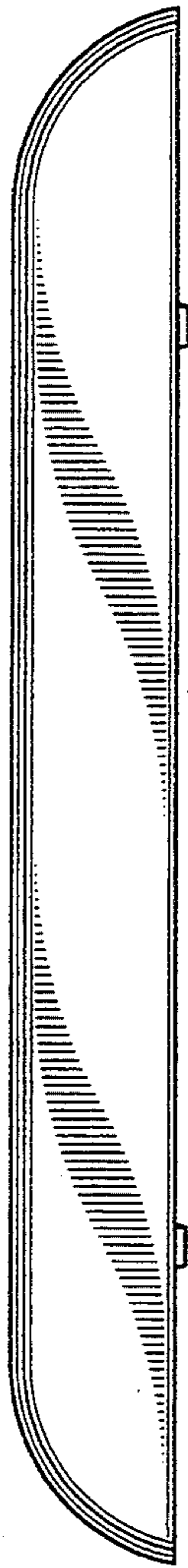


FIG-5

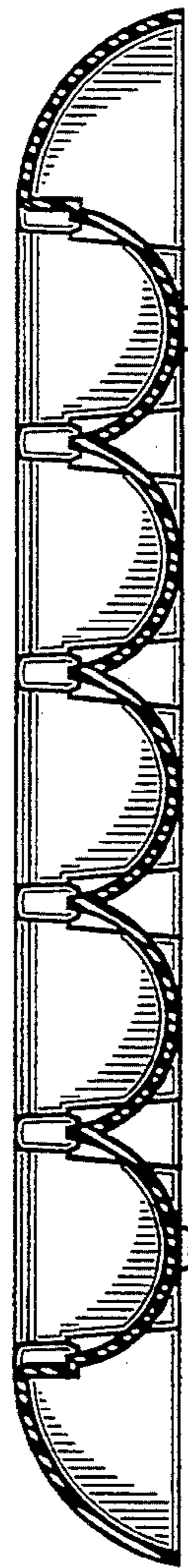


FIG-6




FIG-7