



US00D358525S

United States Patent [19]

[11] Patent Number: **Des. 358,525**

Sedon et al.

[45] Date of Patent: **** May 23, 1995**

[54] STORAGE AND DISPLAY RACK FOR COMPUTER DISCS

491,905	2/1893	Quortrup	211/40 X
500,955	7/1893	Rusk	211/40 X
1,647,922	11/1927	Linder .	
4,629,067	12/1986	Pavlik et al.	211/40 X
4,781,292	11/1988	Sacherman et al.	211/40 X
5,215,198	6/1993	Sutton	211/40

[75] Inventors: **Nicholas M. Sedon**, North Canton;
James T. Weisburn, Massillon; **David A. Houk, Jr.**, Norton, all of Ohio

[73] Assignee: **Alpha Enterprises, Inc.**, North Canton, Ohio

Primary Examiner—Alan P. Douglas
Assistant Examiner—S. Snapp
Attorney, Agent, or Firm—Michael Sand Co.

[**] Term: **14 Years**

[57] CLAIM

[21] Appl. No.: **26,052**

The ornamental design for a storage and display rack for computer discs, as shown and described.

[22] Filed: **Jul. 18, 1994**

DESCRIPTION

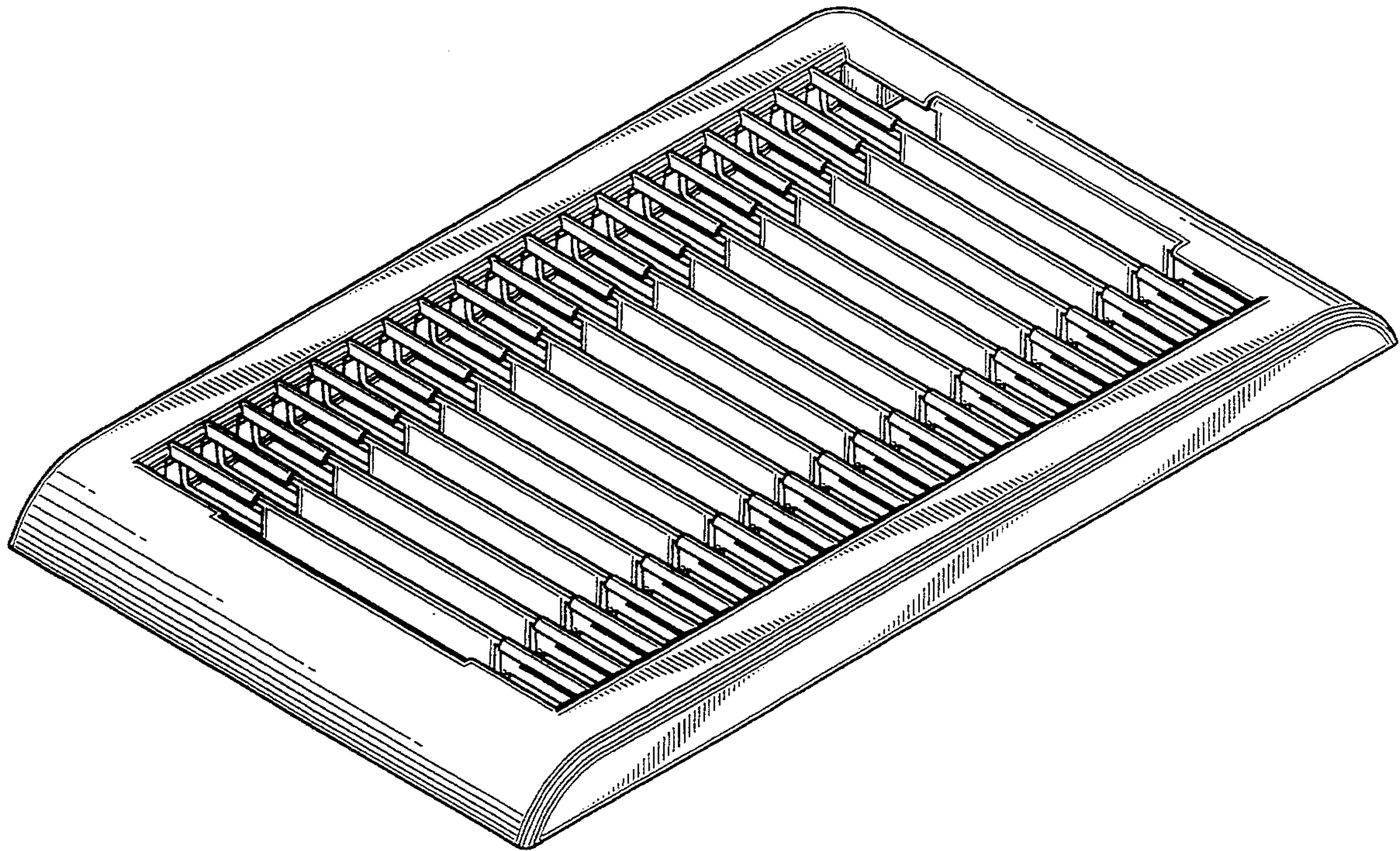
[52] U.S. Cl. **D6/629; D6/407**
[58] Field of Search **D6/396, 405, 407, 462, D6/467, 466, 468, 626, 629, 630; D14/120, 121; D19/75, 76, 91; 211/40, 41, 42; 206/387**

FIG. 1 is a perspective view of a storage and display rack for computer discs showing our new design; FIG. 2 is a top plan view thereof; FIG. 3 is a bottom plan view thereof; FIG. 4 is a front elevational view, the rear elevation view being the same; FIG. 5 is a right side elevational view of FIG. 2, the left side being the same; FIG. 6 is a sectional view taken on line 6—6, FIG. 2; and, FIG. 7 is a sectional view taken on line 7—7, FIG. 2.

[56] References Cited

U.S. PATENT DOCUMENTS

D. 28,839	6/1898	Kirkwood .	
D. 126,056	3/1941	Summers .	
D. 161,815	7/1950	Boeman .	
D. 287,907	1/1987	Yu	D6/629
D. 322,885	1/1992	Chedid	D6/629



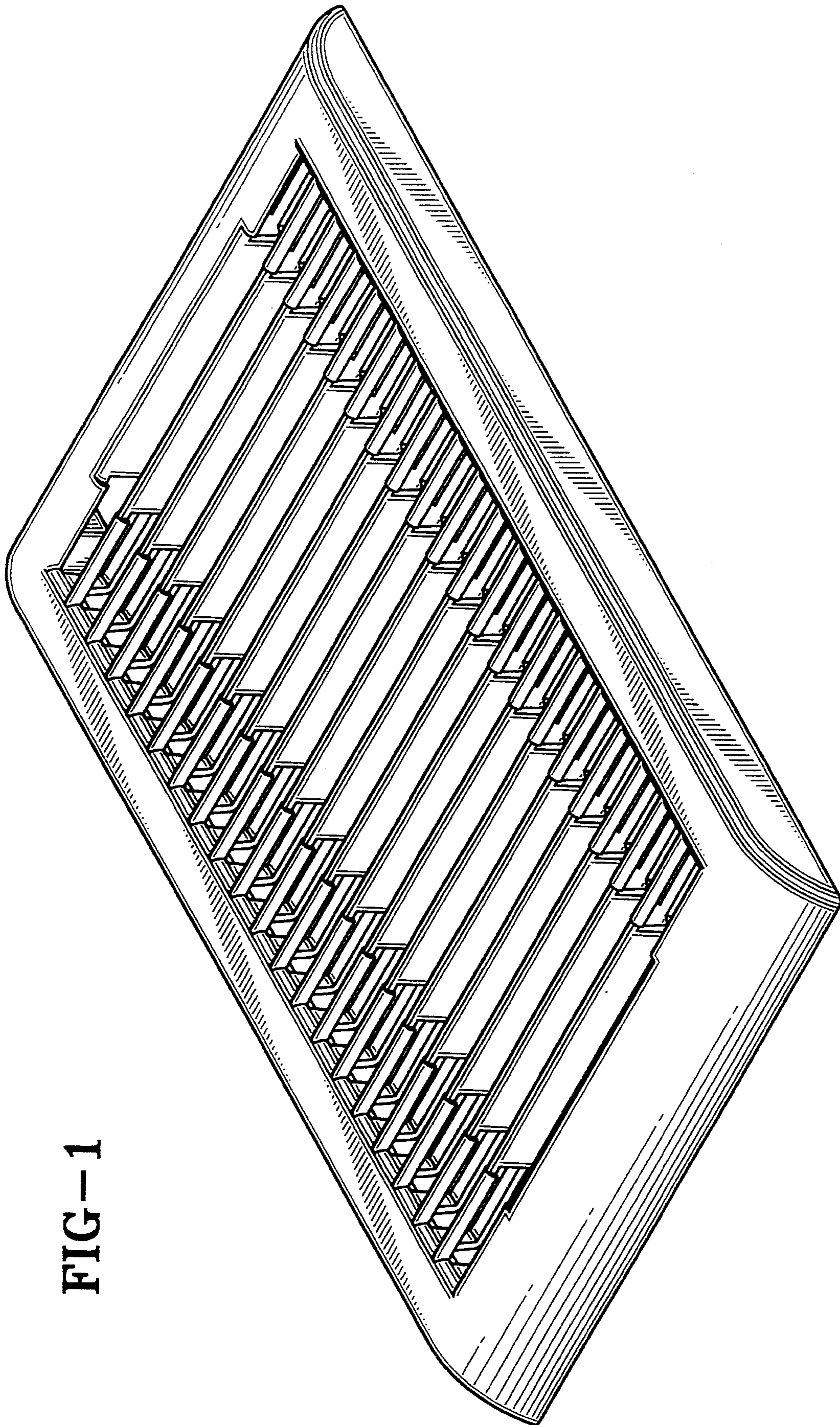


FIG-1




FIG-2




FIG-3




FIG-4

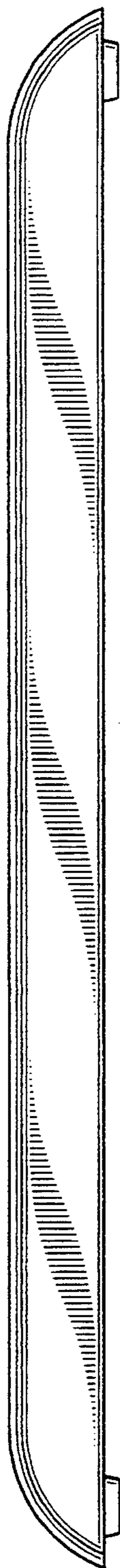


FIG-5



FIG-6

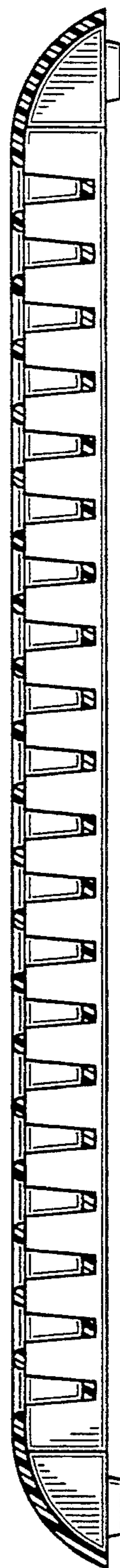


FIG-7