



US00D358518S

United States Patent [19] Sharpe

[11] Patent Number: **Des. 358,518**
[45] Date of Patent: **** May 23, 1995**

- [54] **WALL MOUNTED SOAP DISH**
- [75] Inventor: **Norton Sharpe**, Los Angeles, Calif.
- [73] Assignee: **Franklin Brass Manufacturing Company**, Los Angeles, Calif.
- [**] Term: **14 Years**
- [21] Appl. No.: **12,130**
- [22] Filed: **Aug. 23, 1993**
- [52] U.S. Cl. **D6/545**
- [58] Field of Search **D6/536-540, D6/529, 532, 528, 531; 211/13, 86-88, 126, 134; 248/309.1; 206/77.1**

- [56] **References Cited**
- U.S. PATENT DOCUMENTS**
- D. 226,350 3/1973 Shames et al. D6/531
 - D. 287,321 12/1986 Bussell D6/536 X
 - D. 296,175 6/1988 Fayerman .
 - D. 296,637 7/1988 Fayerman .
 - D. 299,095 12/1988 Gresens et al. D6/540 X
 - D. 299,096 12/1988 Fayerman .
 - D. 299,097 12/1988 Fayerman .
 - D. 299,098 12/1988 Fayerman .
 - D. 303,333 9/1989 Fayerman .

- OTHER PUBLICATIONS**
- Lenape Brochure Classic Wall Mounted Soap Dish 0521.
 - Christensen Hardware brochure, Maxwell Collection Soap Dish.
 - Catalogue of Baldwin Hardware Corporation. Publica-

tion date believed to be Jan., 1992. Pages entitled "Lexington," Georgetown, and Chesapeake. Catalogue entitled "Baltic" by Farnet. Believed published prior to Jul., 1992. Catalogue entitled "Chantal" by Farnet. Believed published prior to Jul., 1992. Catalogue entitled "Harrington Traditional," believed published prior to Jul., 1992. Catalogue entitled "Displays" by Ginger. Believed published prior to Jul., 1992.

Primary Examiner—Brian N. Vinson
Attorney, Agent, or Firm—Spensley Horn Jubas & Lubitz

[57] CLAIM

The design for a wall mounted soap dish, as shown and described.

DESCRIPTION

FIG. 1 is a perspective view of a wall mounted soap dish incorporating my new design;
FIG. 2 is a top plan view of a wall mounted soap dish of FIG. 1;
FIG. 3 is a bottom plan view of a wall mounted soap dish of FIG. 1;
FIG. 4 is a front elevational view of a wall mounted soap dish of FIG. 1;
FIG. 5 is a left side elevational view of a wall mounted soap dish of FIG. 1;
FIG. 6 is a rear elevational view of a wall mounted soap dish of FIG. 1; and,
FIG. 7 is a cross-sectional view taken along the line 7-7 of FIG. 2.

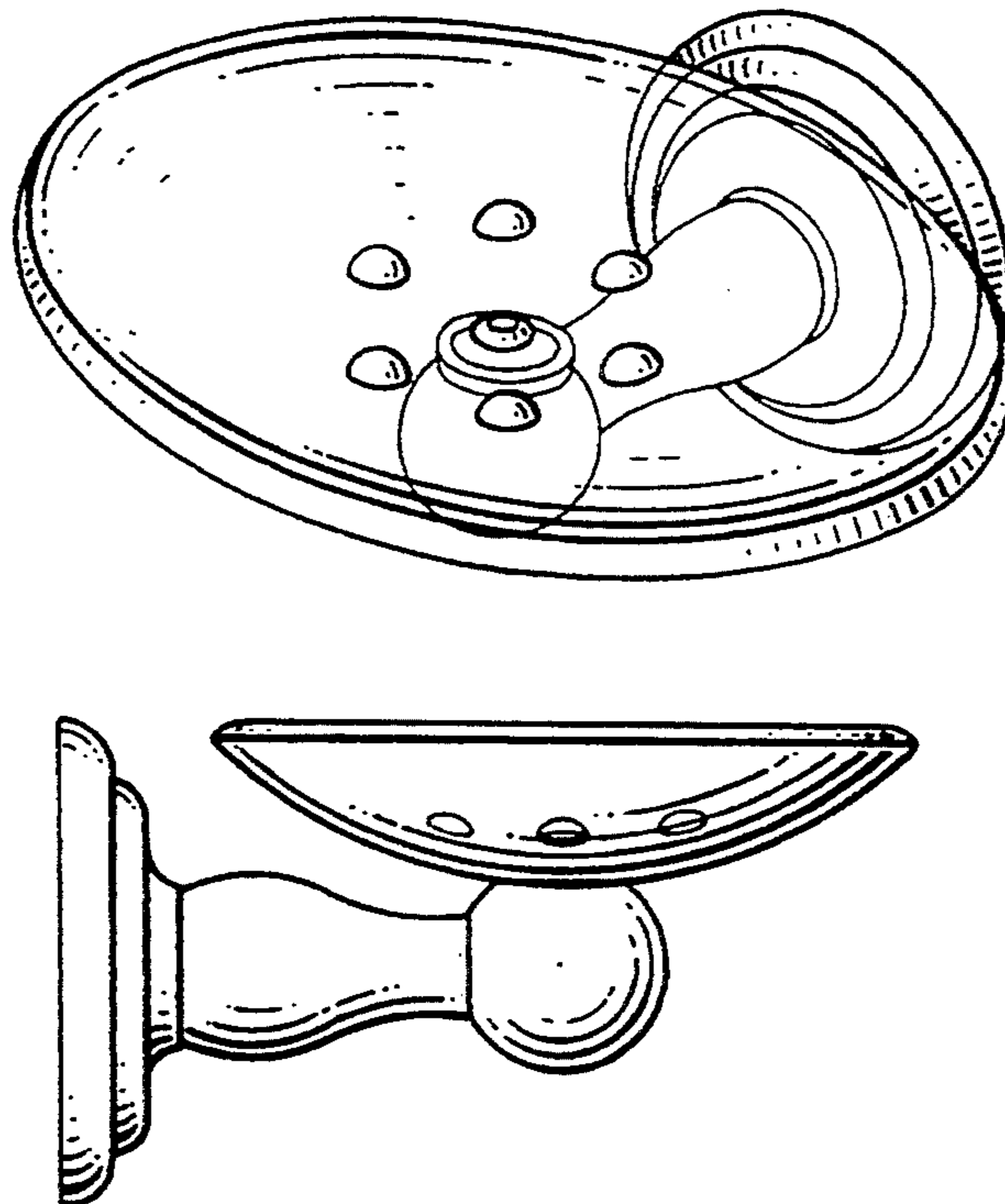


FIG. 1

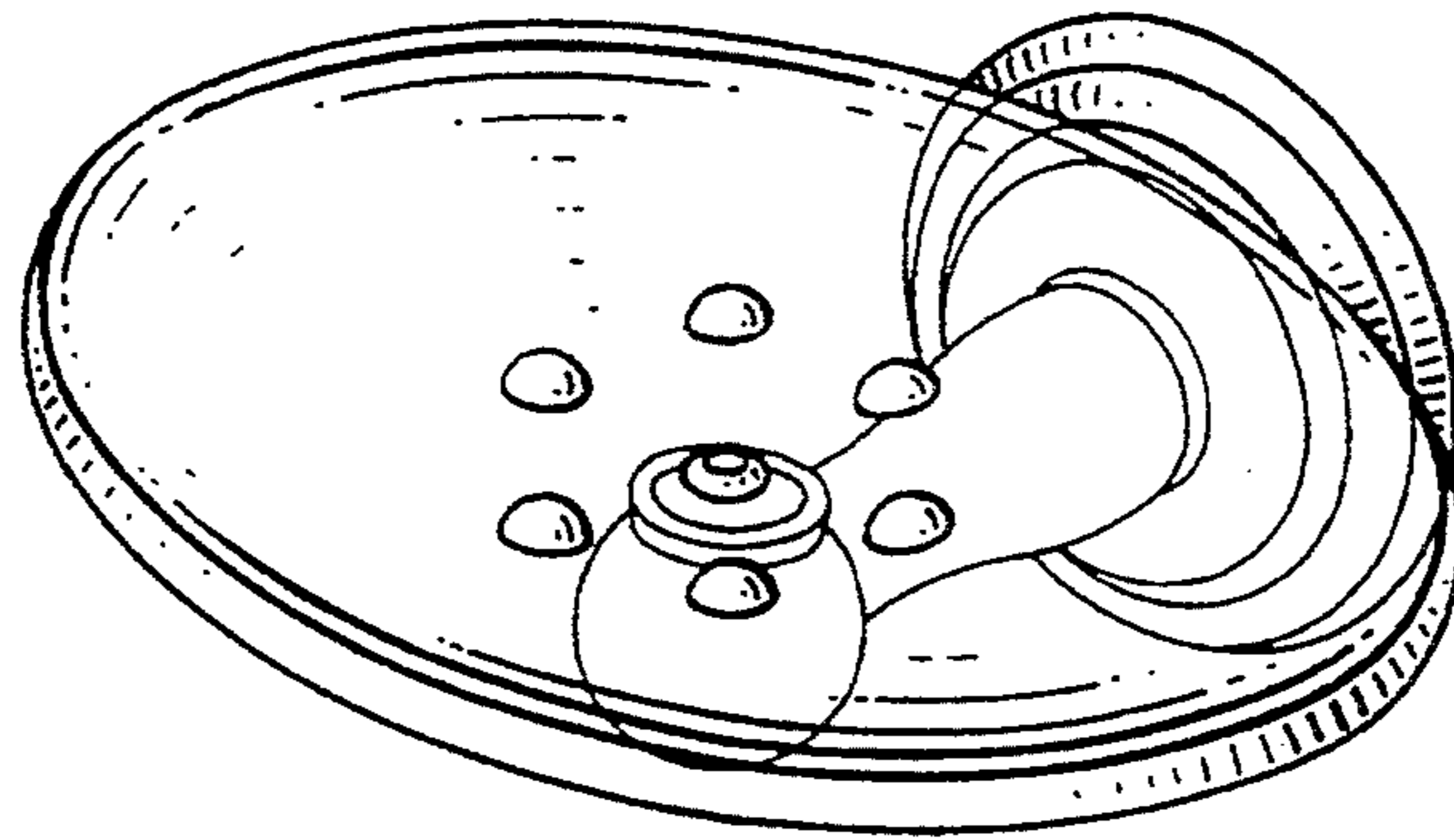


FIG. 2




FIG. 3




FIG. 4




FIG. 5

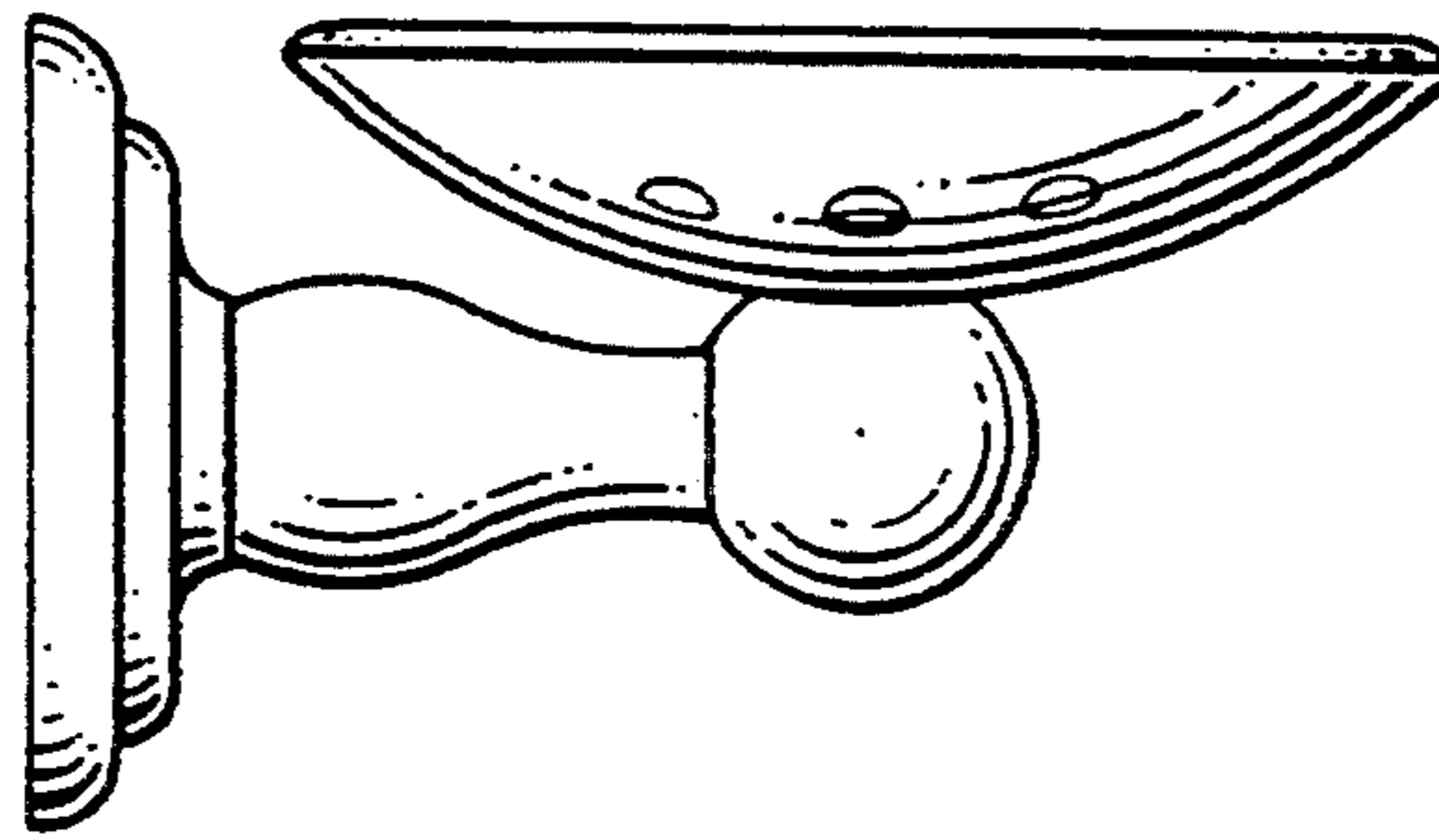


FIG. 6

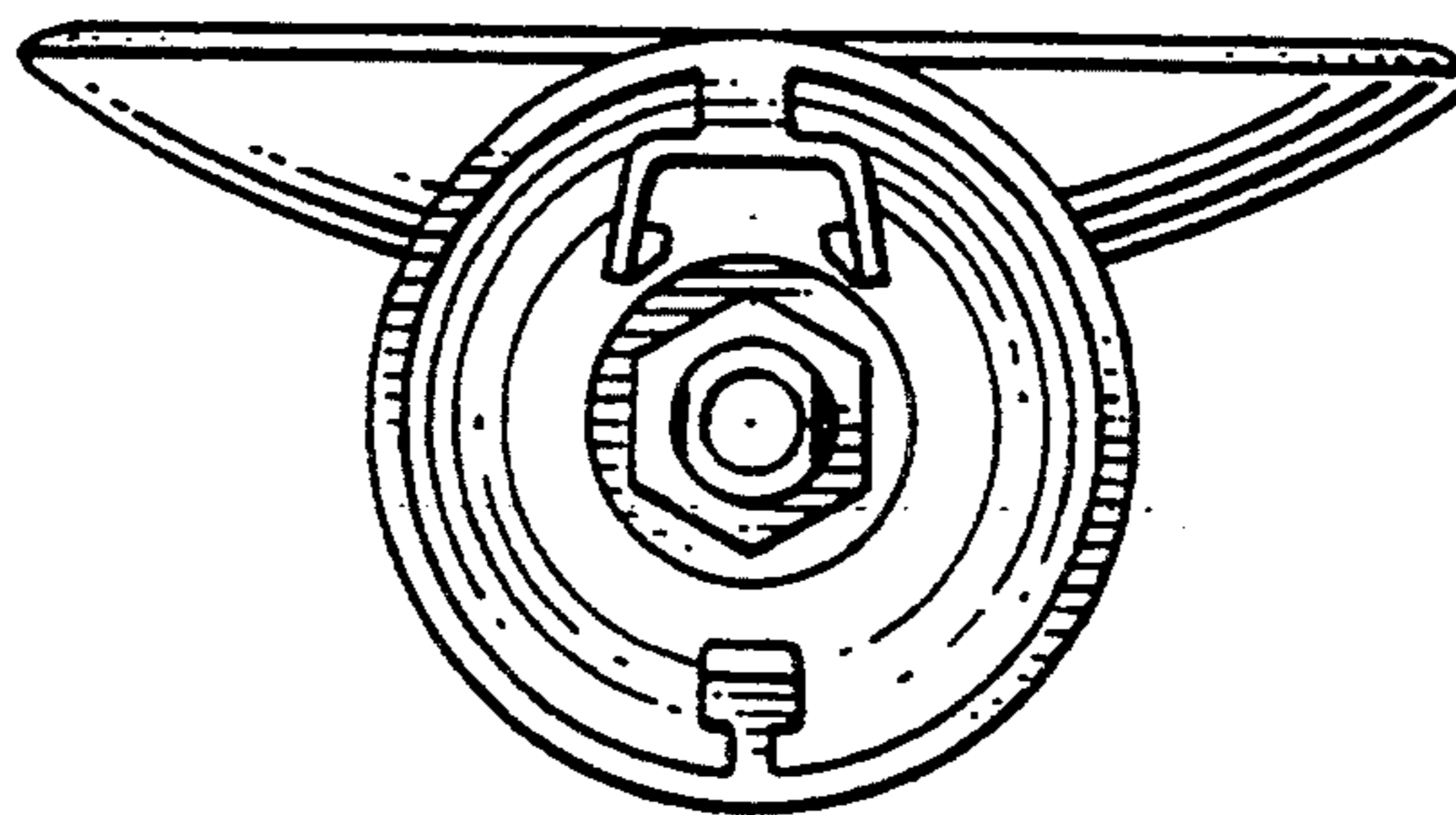


FIG. 7

