



US00D358517S

United States Patent [19] Sharpe

[11] Patent Number: **Des. 358,517**
[45] Date of Patent: **** May 23, 1995**

[54] **SELF-STANDING SOAP DISH**
[75] Inventor: **Norton Sharpe**, Los Angeles, Calif.
[73] Assignee: **Franklin Brass Manufacturing Company**, Los Angeles, Calif.
[**] Term: **14 Years**
[21] Appl. No.: **12,080**
[22] Filed: **Aug. 23, 1993**
[52] U.S. Cl. **D6/536**
[58] Field of Search **D6/536-540,**
D6/529, 532, 528, 531; 211/13, 86-88, 126, 134;
248/309.1; 206/77.1

Christensen Hardware brochure, Maxwell Collection Soap Dish.
Price Pfister Catalogue (1990) p. 4, Soap Dish.
Catalogue entitled "Baltic" by Farnet. Believed published prior to Jul., 1992.
Catalogue entitled "Chantal" by Farnet. Believed published prior to Jul., 1992.
Catalogue entitled "Harrington Traditional," believed published prior to Jul., 1992.
Catalogue entitled "Displays" by Ginger. Believed published prior to Jul., 1992.

Primary Examiner—Brian N. Vinson
Attorney, Agent, or Firm—Spensley Horn Jubas & Lubitz

[56] **References Cited**
U.S. PATENT DOCUMENTS
D. 226,350 3/1973 Shames et al. D6/531
D. 287,321 12/1986 Bussell D6/536 X
D. 296,175 6/1988 Fayerman .
D. 296,637 7/1988 Fayerman .
D. 299,095 12/1988 Gresens et al. D6/540 X
D. 299,096 12/1988 Fayerman .
D. 299,097 12/1988 Fayerman .
D. 299,098 12/1988 Fayerman .
D. 303,333 9/1989 Fayerman .

OTHER PUBLICATIONS
Catalogue of Baldwin Hardware Corporation. Publication date believed to be Jan. 1992. Pages entitled "Lexington," Georgetown, and Cheaspeake.
Lenape Brochure Classic Soap Dish 0529.

[57] **CLAIM**
The design for a self-standing soap dish, as shown and described.

DESCRIPTION
FIG. 1 is a perspective view of a self-standing soap dish incorporating my new design;
FIG. 2 is a right side elevational view of a self-standing soap dish of FIG. 1;
FIG. 3 is a front elevational view of a self-standing soap dish of FIG. 1;
FIG. 4 is a top plan view of a self-standing soap dish of FIG. 1;
FIG. 5 is a bottom plan view of a self-standing soap dish of FIG. 1; and,
FIG. 6 is a cross-sectional view taken along the line 6-6 of FIG. 4.

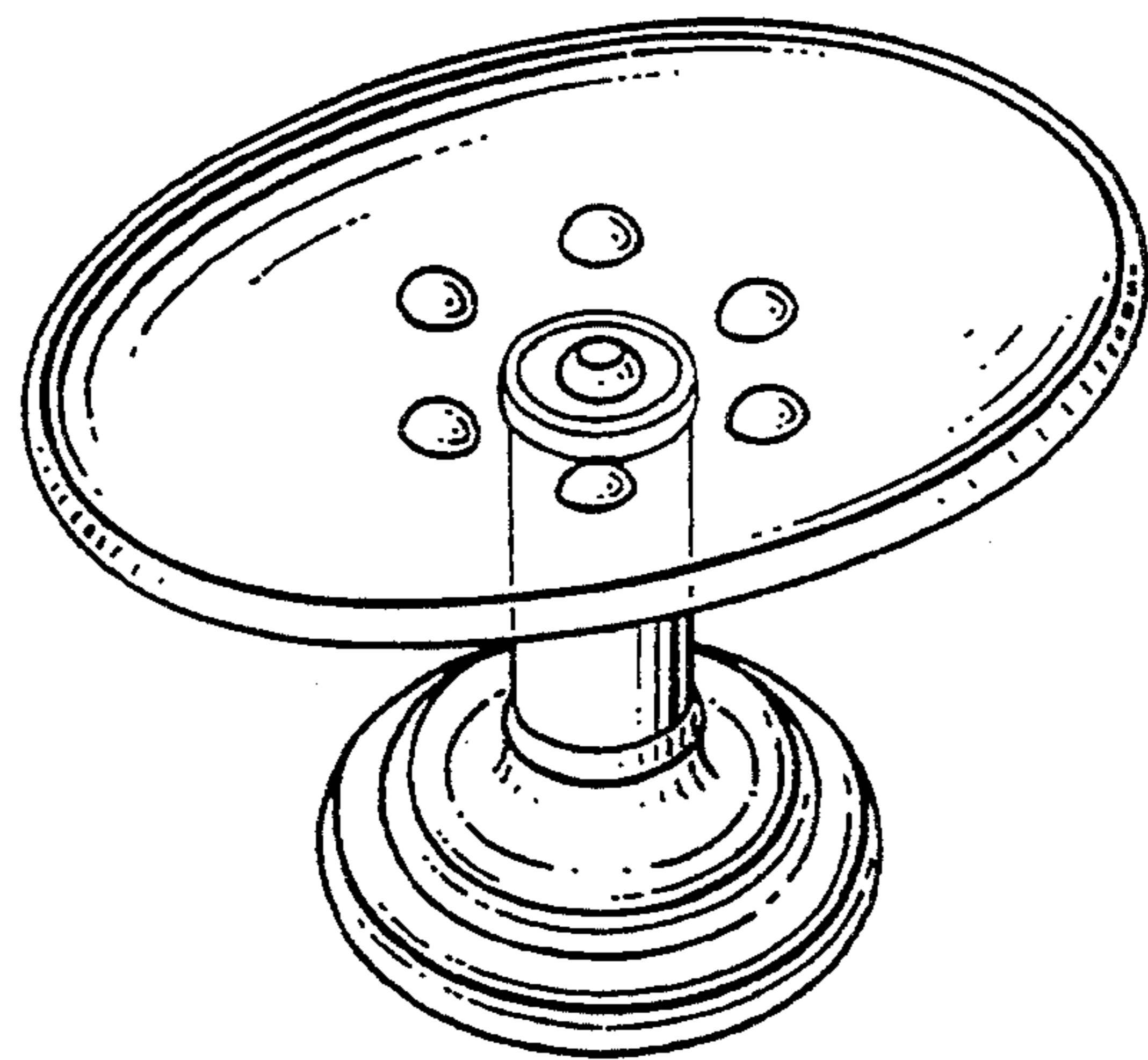


FIG. 1

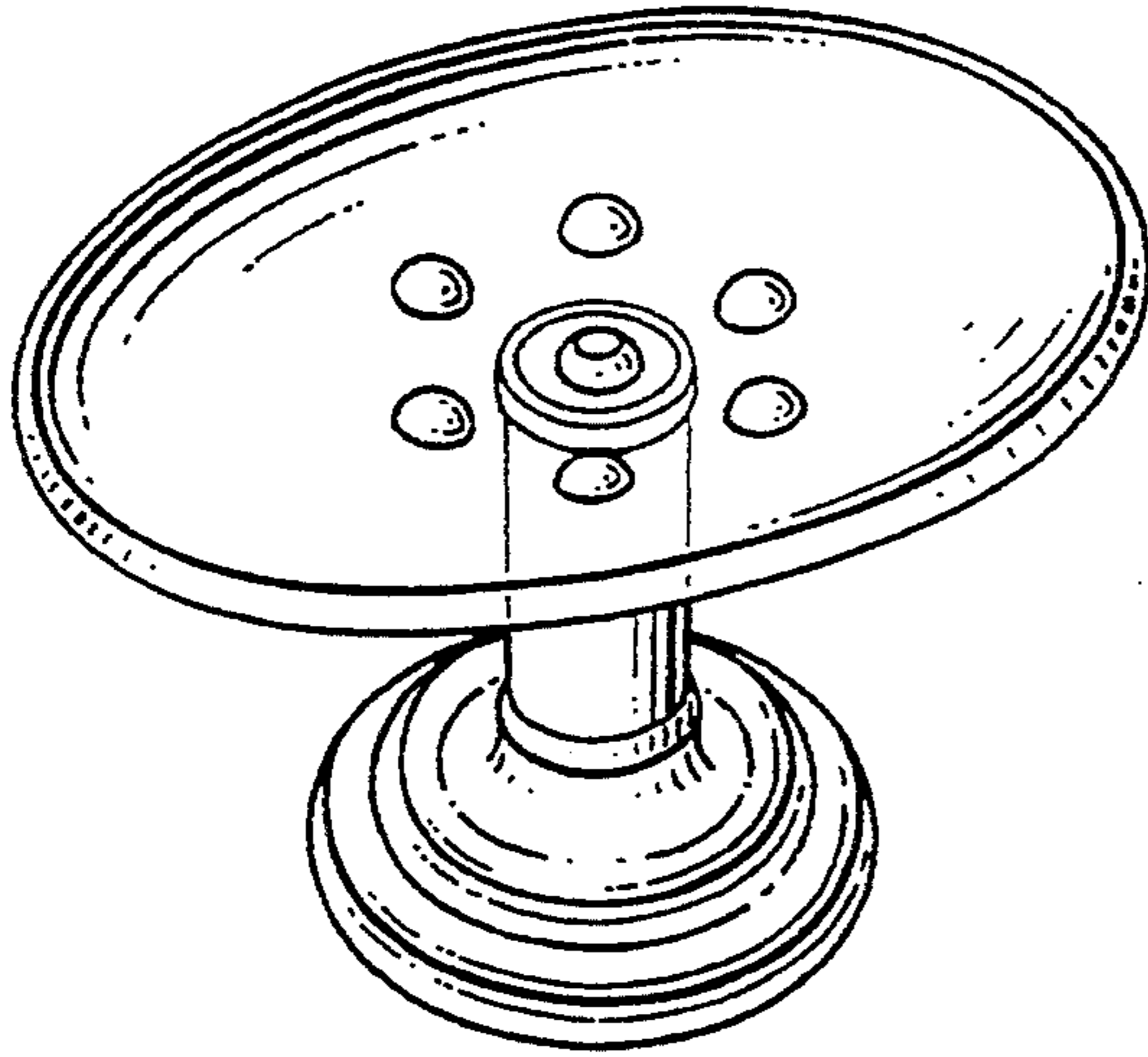


FIG. 2




FIG. 3




FIG. 4

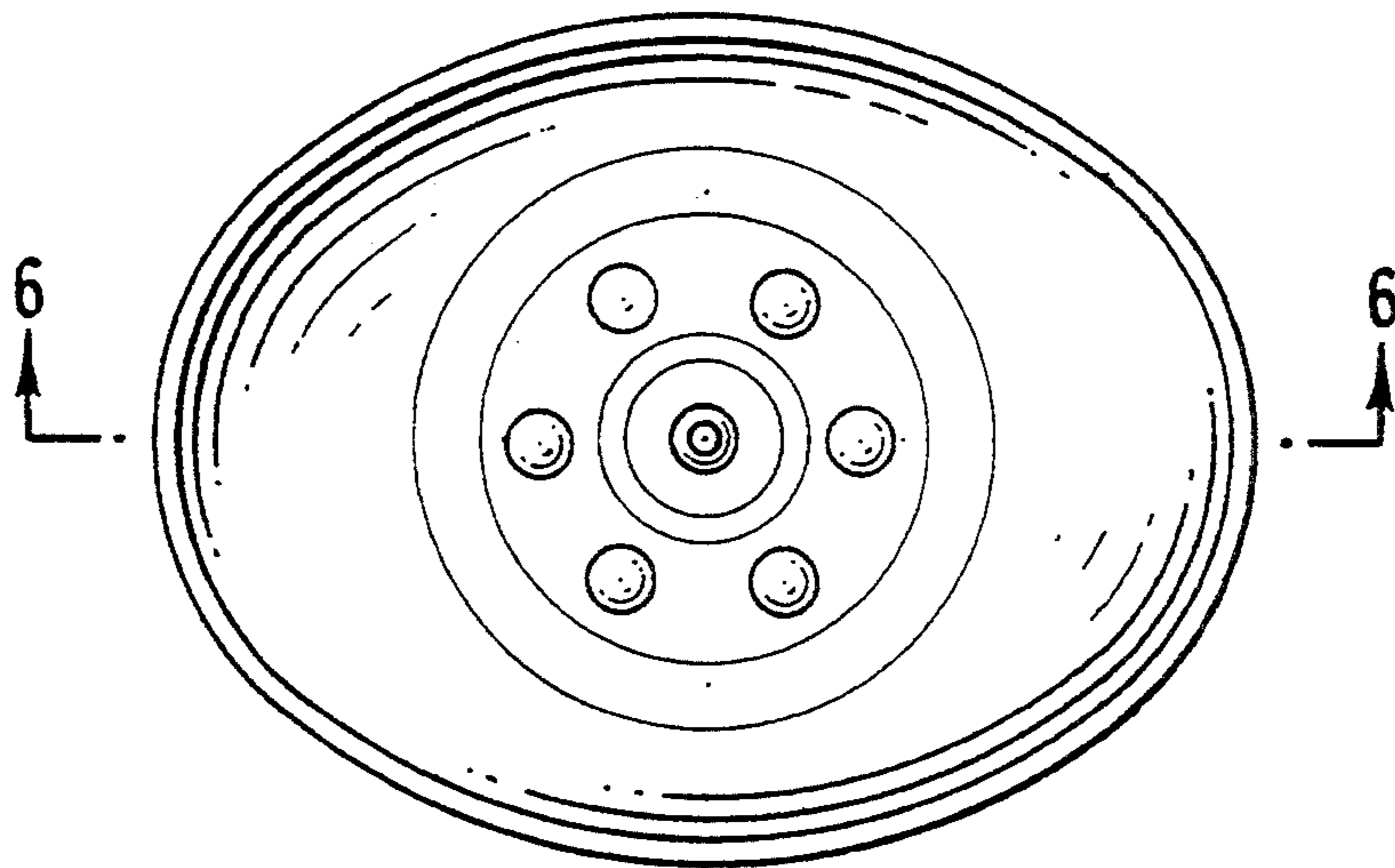


FIG. 5

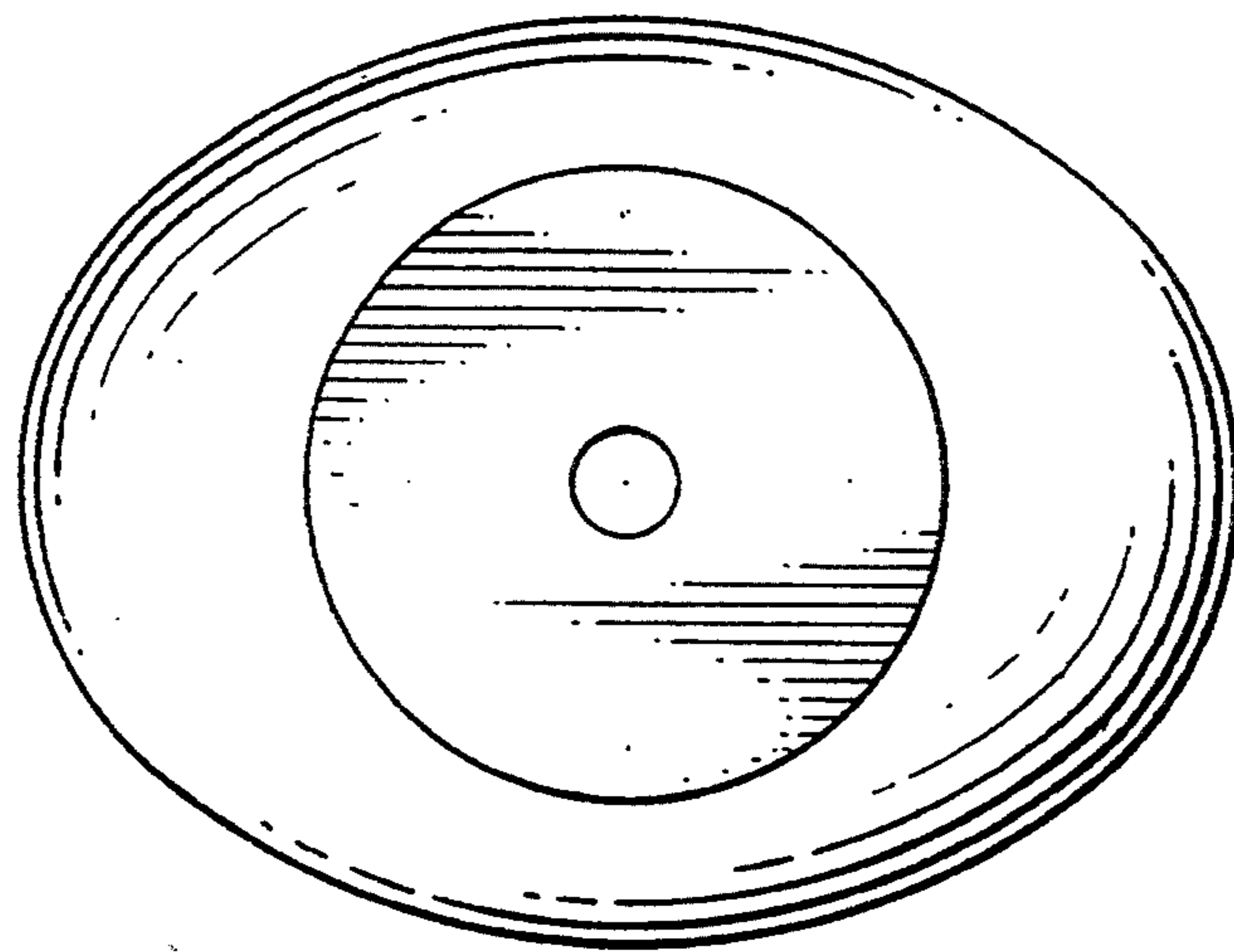


FIG. 6

