



US00D358509S

# United States Patent [19]

[11] Patent Number: **Des. 358,509**

**Klein**

[45] Date of Patent: **\*\* May 23, 1995**

- [54] **BUFFET**
- [75] Inventor: **Richard S. Klein**, Los Angeles, Calif.
- [73] Assignee: **Cal-Style Furniture Mfg. Co.**,  
Compton, Calif.
- [\*\*] Term: **14 Years**
- [21] Appl. No.: **7,699**
- [22] Filed: **Apr. 29, 1993**
- [52] U.S. Cl. .... **D6/465; D6/438;**  
**D6/477**
- [58] Field of Search ..... **D6/462-465,**  
**D6/477-479, 436-439, 474; 211/27, 134, 153,**  
**181, 182; 108/52, 108, 111**

- D. 314,103 1/1991 Yau Kee ..... D6/465
- 4,821,893 4/1989 Wyatt ..... 211/182 X

### OTHER PUBLICATIONS

International Wrought Iron Ltd., p. 8 Rack on left.  
Vogue French Antique Reproductions, p. 1.

*Primary Examiner*—Alan P. Douglas  
*Assistant Examiner*—Jeffrey Asch  
*Attorney, Agent, or Firm*—Edgar A. Zarins; Malcolm L. Sutherland

[56] **References Cited**  
**U.S. PATENT DOCUMENTS**


- D. 72,343 4/1927 Bach ..... D6/438 X
- D. 191,249 8/1961 Gardner ..... D6/474
- D. 244,982 7/1977 Parra ..... D6/464
- D. 308,776 6/1990 Yau Kee ..... D6/465 X

### [57] CLAIM

The ornamental design for a buffet, as shown and described.

### DESCRIPTION

FIG. 1 is a perspective view of a buffet showing my new design;  
FIG. 2 is a side view thereof, the opposite side being a mirror image of the side shown;  
FIG. 3 is a top plan view thereof; and,  
FIG. 4 is a front elevation view thereof.






Fig-1




Fig-2

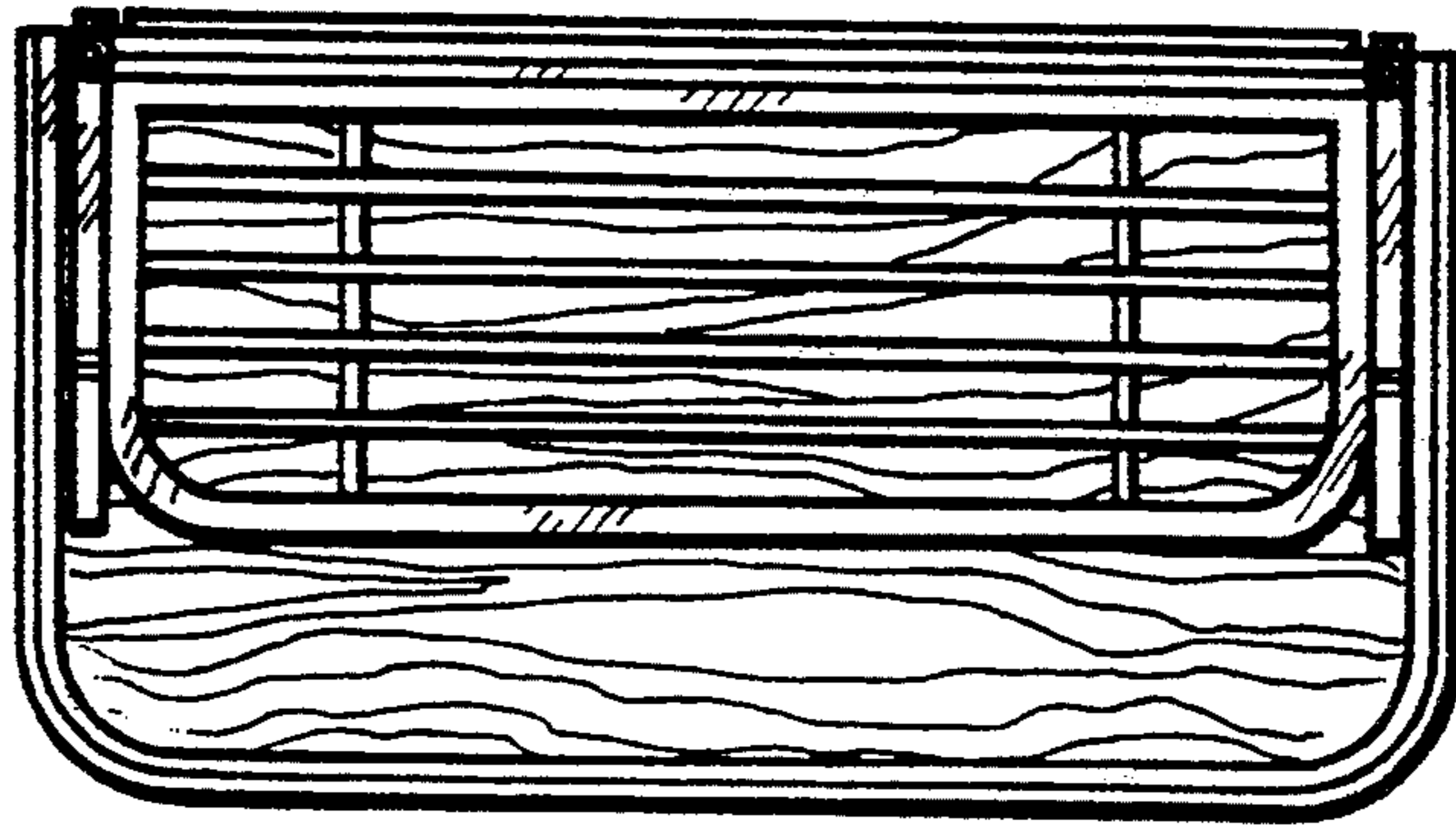


Fig-3




Fig-4