



US00D358479S

# United States Patent [19]

[11] Patent Number: **Des. 358,479**

Abrams et al.

[45] Date of Patent: **\*\* May 23, 1995**

[54] **CONTACT LENS PACKAGE**

[76] Inventors: **Richard W. Abrams**, 3889 Habersham Forest Dr., Jacksonville, Fla. 32223;  
**Russell J. Crossman**, 4496 Charter Point Blvd., Jacksonville, Fla. 32211;  
**John E. Studer**, 106 Burnham Rd., Morris Plains, N.J. 07950

D. 279,865	7/1985	McKee	.....	D9/415
D. 283,489	4/1986	Stevens	.....	D9/415
D. 287,105	12/1986	Osterhout	.....	D9/415
D. 299,085	12/1988	Martinez	.....	D3/264
D. 304,629	11/1989	Alvarado	.....	D9/341
D. 308,485	6/1990	Yeske	.....	D9/341
D. 329,600	9/1992	LaJoie	.....	D9/341
4,691,820	9/1987	Martinez	.....	206/205

[\*\*] Term: **14 Years**

*Primary Examiner*—C. A. Murphy

[21] Appl. No.: **21,628**

[57] **CLAIM**

[22] Filed: **Apr. 21, 1994**

The ornamental design for a contact lens package, as shown and described.

[52] U.S. Cl. .... **D3/264**

**DESCRIPTION**

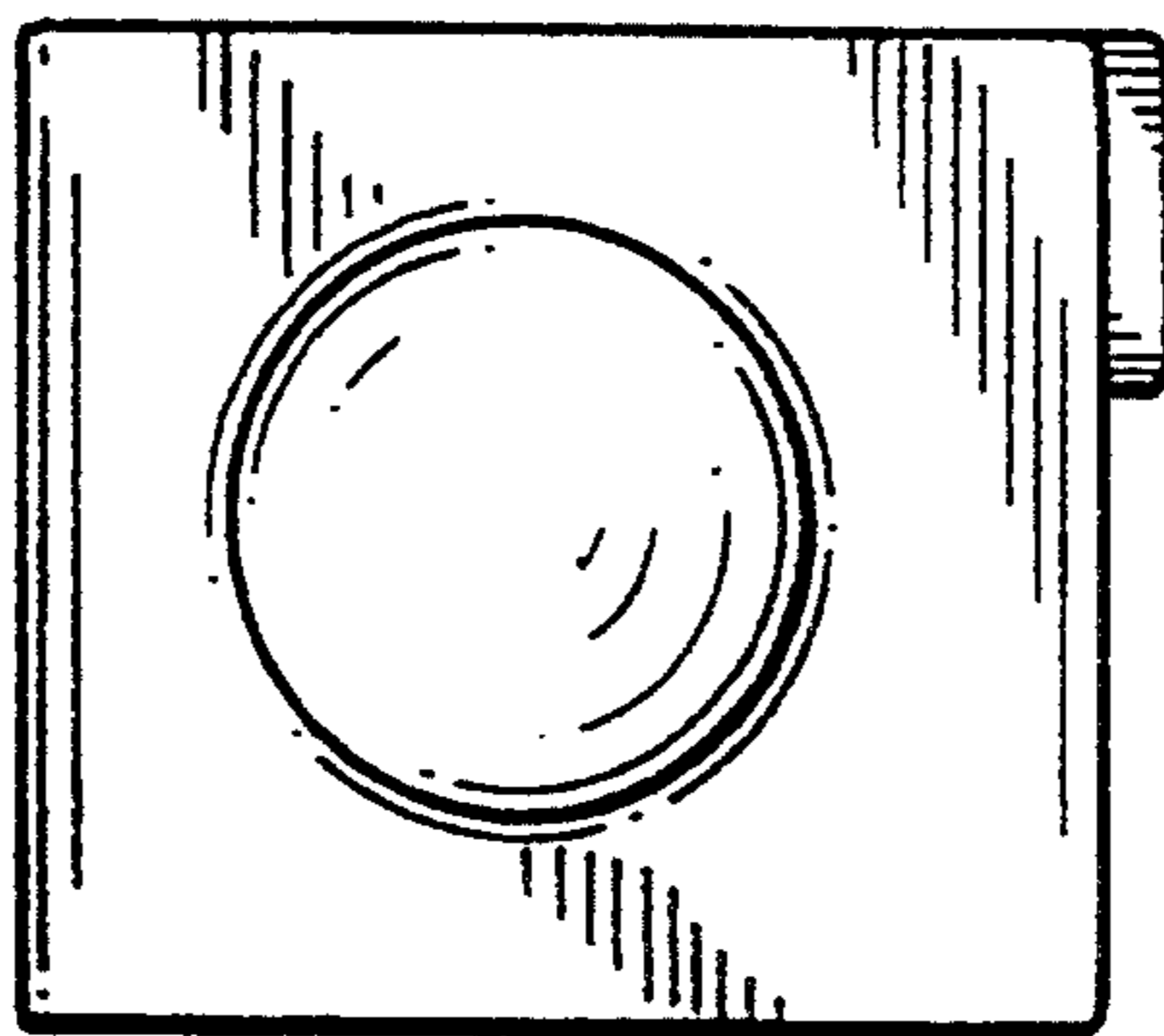

[58] Field of Search ..... D3/201, 263, 264;  
D9/341, 415; D16/134, 136; 206/5.1, 205,  
316.1, 822

FIG. 1 is a perspective view of a contact lens package showing our new design;  
FIG. 2 is a right side elevational view thereof;  
FIG. 3 is a top plan view thereof;  
FIG. 4 is a bottom plan view thereof;  
FIG. 5 is a front elevational view thereof; and,  
FIG. 6 is a rear elevational view thereof.


[56] **References Cited**

**U.S. PATENT DOCUMENTS**

D. 237,864 12/1975 Meierhoefer ..... D9/415



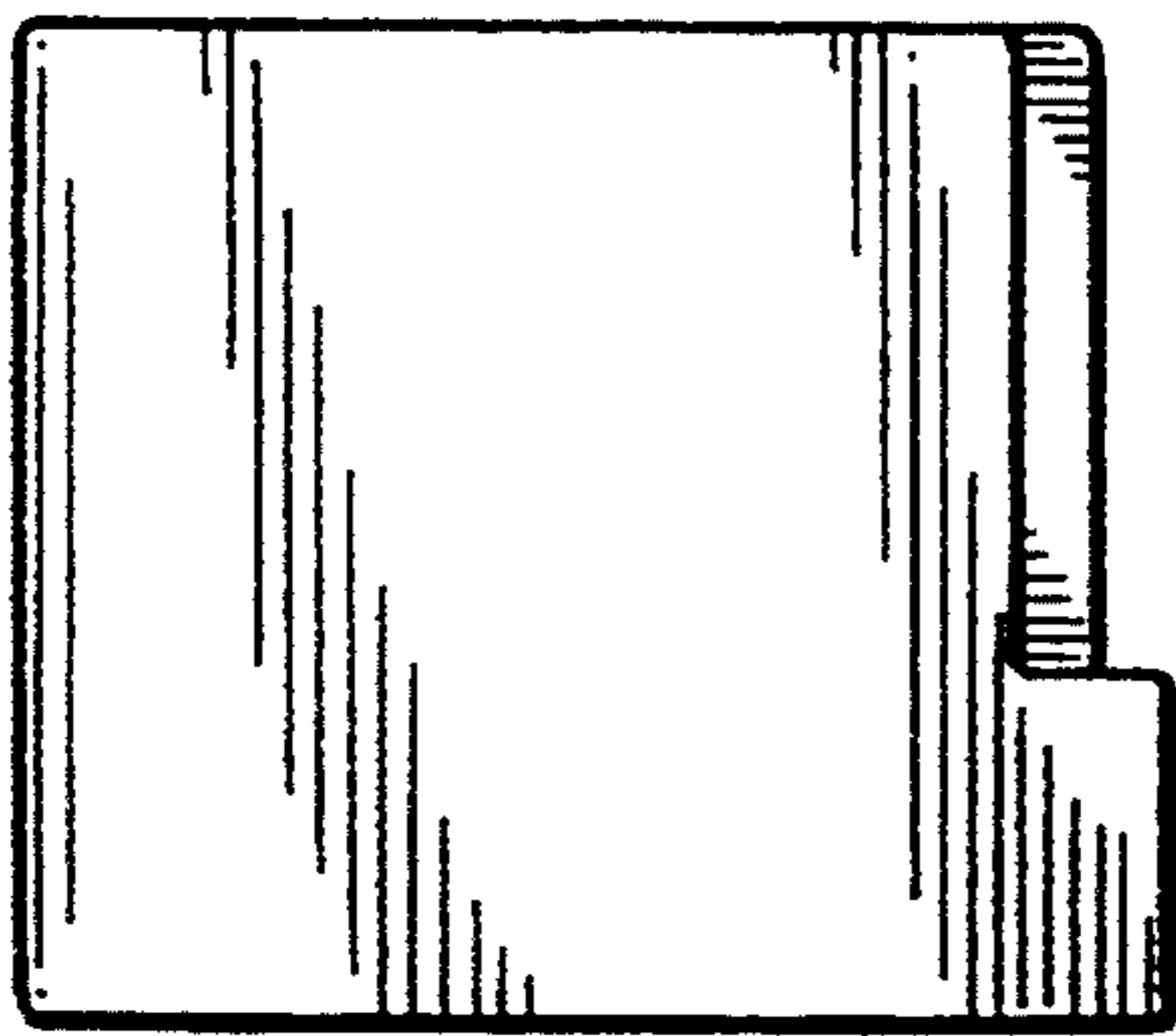
*FIG-1*



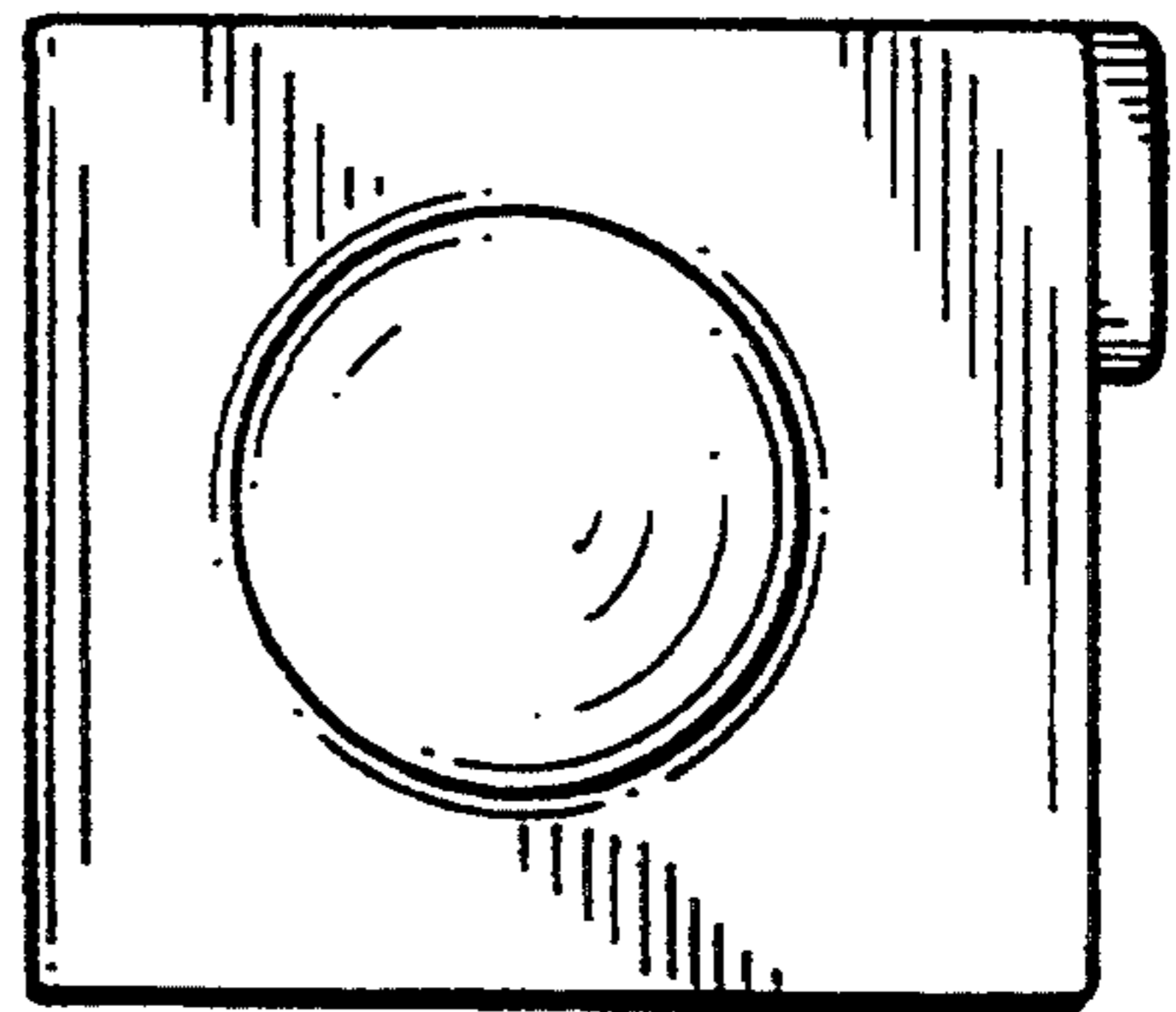
*FIG-2*



*FIG-3*



*FIG-4*



*FIG-5*



*FIG-6*

