



US00D358473S

United States Patent [19]
Taylor

[11] **Patent Number: Des. 358,473**
[45] **Date of Patent: ** May 23, 1995**

[54] **UTILITY APRON**

[76] **Inventor:** Linda Taylor, Box 181, R.R. 3,
Bloomfield, Iowa 52537-9573

[**] **Term:** 14 Years

[21] **Appl. No.:** 16,092

[22] **Filed:** Dec. 7, 1993

[52] **U.S. Cl.** D2/864; D2/861

[58] **Field of Search** D2/860, 861, 863, 864,
D2/857; D3/226; 2/48, 52, 247

[56] **References Cited**

U.S. PATENT DOCUMENTS

1,606,667	11/1926	Rosenberg	D3/226
2,237,111	4/1941	Parks	2/247
2,424,666	7/1947	Previdi	2/247
2,471,386	5/1949	Carter	2/247
3,004,315	10/1961	Masure	2/52
3,231,898	2/1966	Yablon	2/48
3,624,686	11/1971	Beals	2/48

4,731,883 3/1988 Foster 2/247

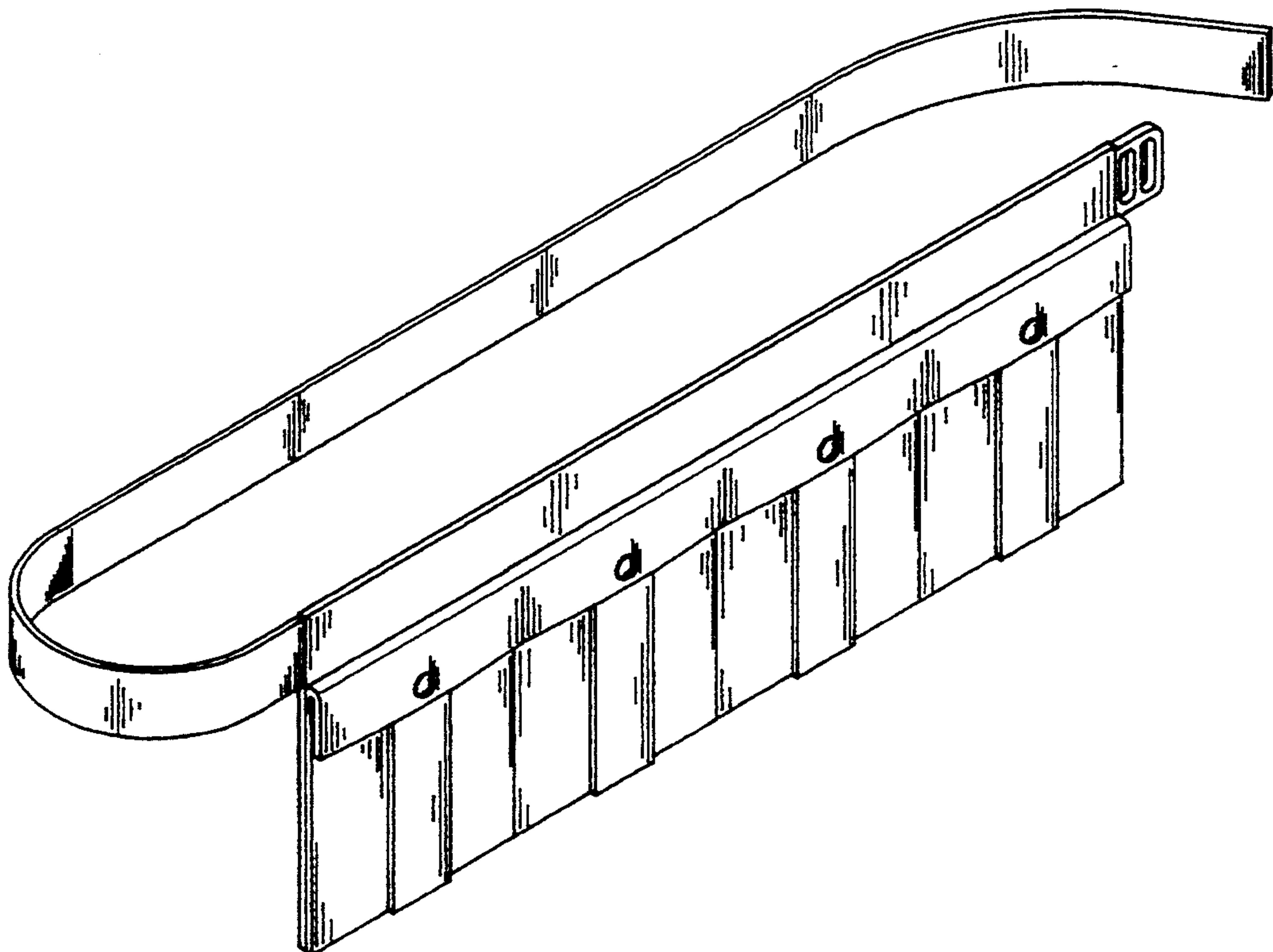
Primary Examiner—C. A. Murphy
Attorney, Agent, or Firm—Zarley, McKee, Thomte,
Voorhees & Sease

[57] **CLAIM**

The ornamental design for a utility apron, as shown and described.

DESCRIPTION

FIG. 1 is a frontal perspective view of a utility apron showing my new design;
FIG. 2 is a front elevational view thereof;
FIG. 3 is a rear elevational view thereof; the broken lines being understood to represent conventional stitching;
FIG. 4 is an end elevational view thereof as seen from the right-hand end of FIG. 2; and,
FIG. 5 is an elevational view thereof as seen from the left-hand end of FIG. 2, the bottom being planar and unadorned.



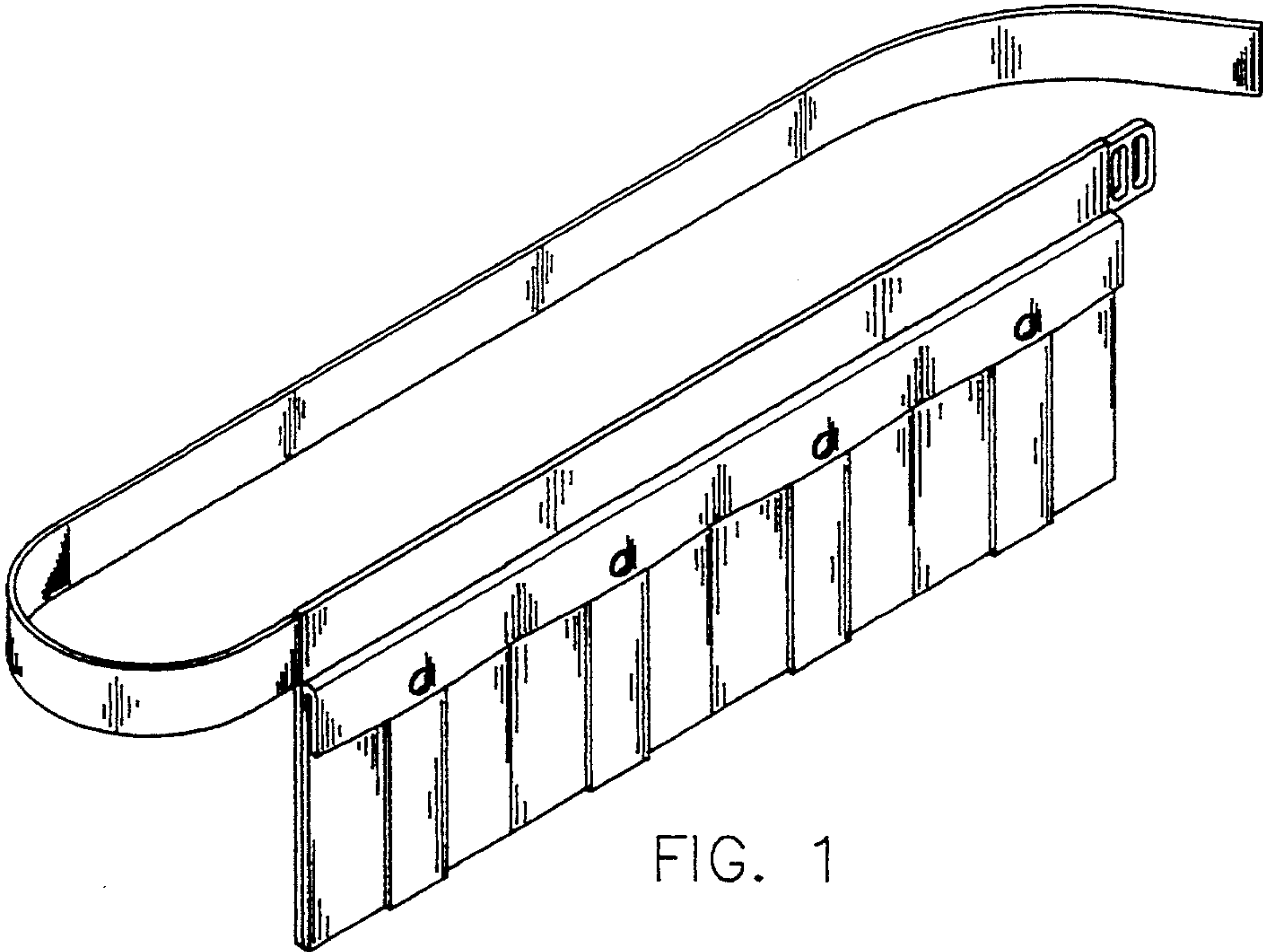


FIG. 1

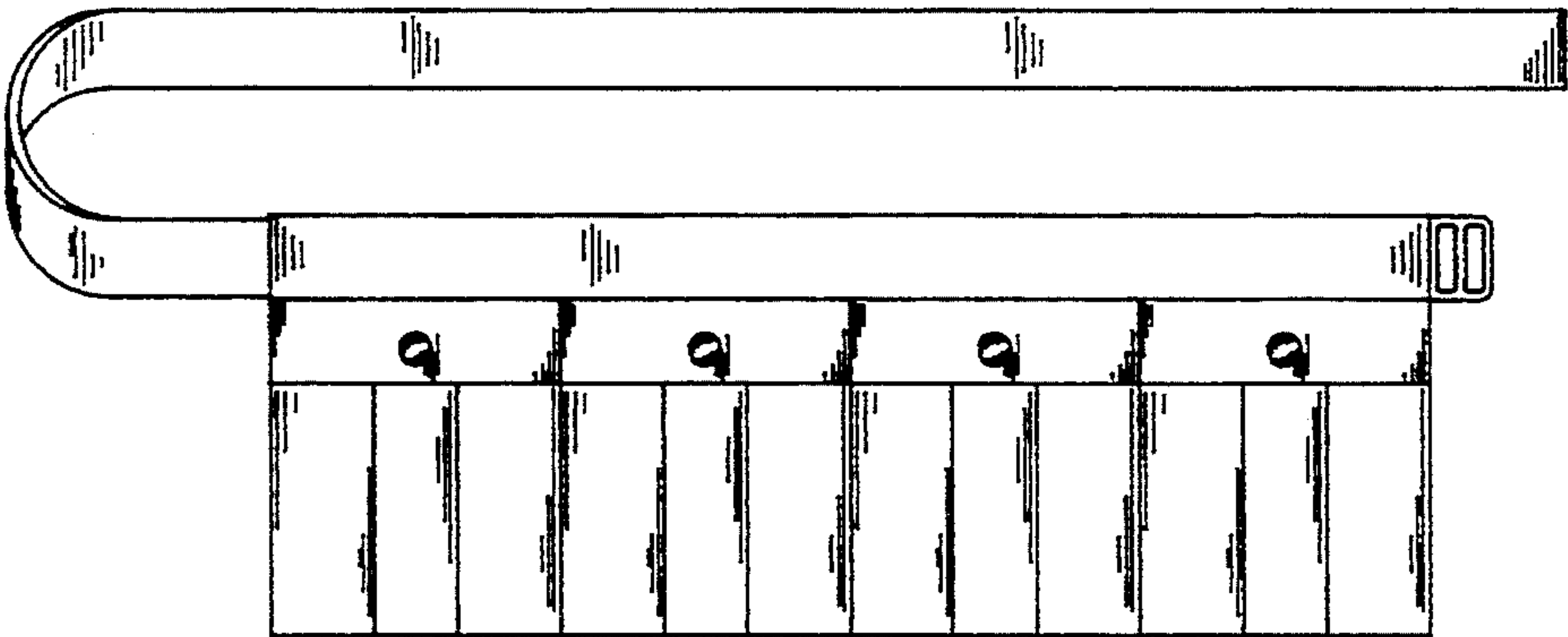


FIG. 2



FIG. 4

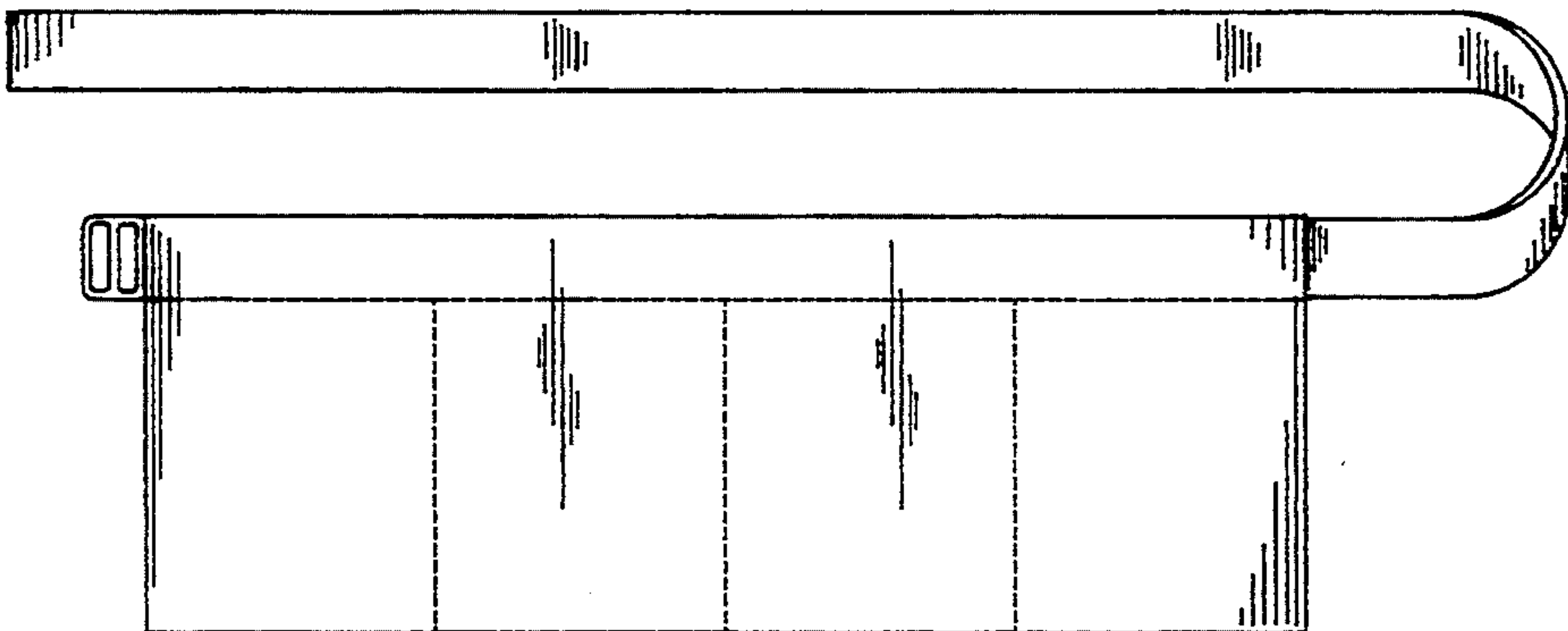


FIG. 3



FIG. 5