



US00D358466S

United States Patent [19]

[11] Patent Number: **Des. 358,466**

Harris et al.

[45] Date of Patent: **** May 16, 1995**

[54] **DISPENSER FOR OPHTHALMIC SOLUTION**

4,951,822 8/1990 Fontana et al. 206/530

[75] Inventors: **Reed A. Harris, Cumming; Thomas E. Rowe, Roswell, both of Ga.**

Primary Examiner—Susan J. Lucas
Assistant Examiner—Cynthia Ramirez
Attorney, Agent, or Firm—Edward McC. Roberts; R. Scott Meece

[73] Assignee: **Ciba-Geigy Corporation, Ardsley, N.Y.**

[57] **CLAIM**

[**] Term: **14 Years**

The ornamental design for an dispenser for ophthalmic solution, as shown and described.

[21] Appl. No.: **4,211**

DESCRIPTION

[22] Filed: **Jan. 28, 1993**

[52] U.S. Cl. **D24/115**

[58] Field of Search D24/115, 118; D9/302, D9/416; 215/32; 206/438, 528, 529, 530, 531, 532, 229, 820; 222/206, 209

FIG. 1 is a right side elevational view of an dispenser for ophthalmic solution incorporating the inventive design;

FIG. 2 is a left side elevational view of the dispenser of FIG. 1;

FIG. 3 is a front elevational view of the dispenser of FIG. 1;

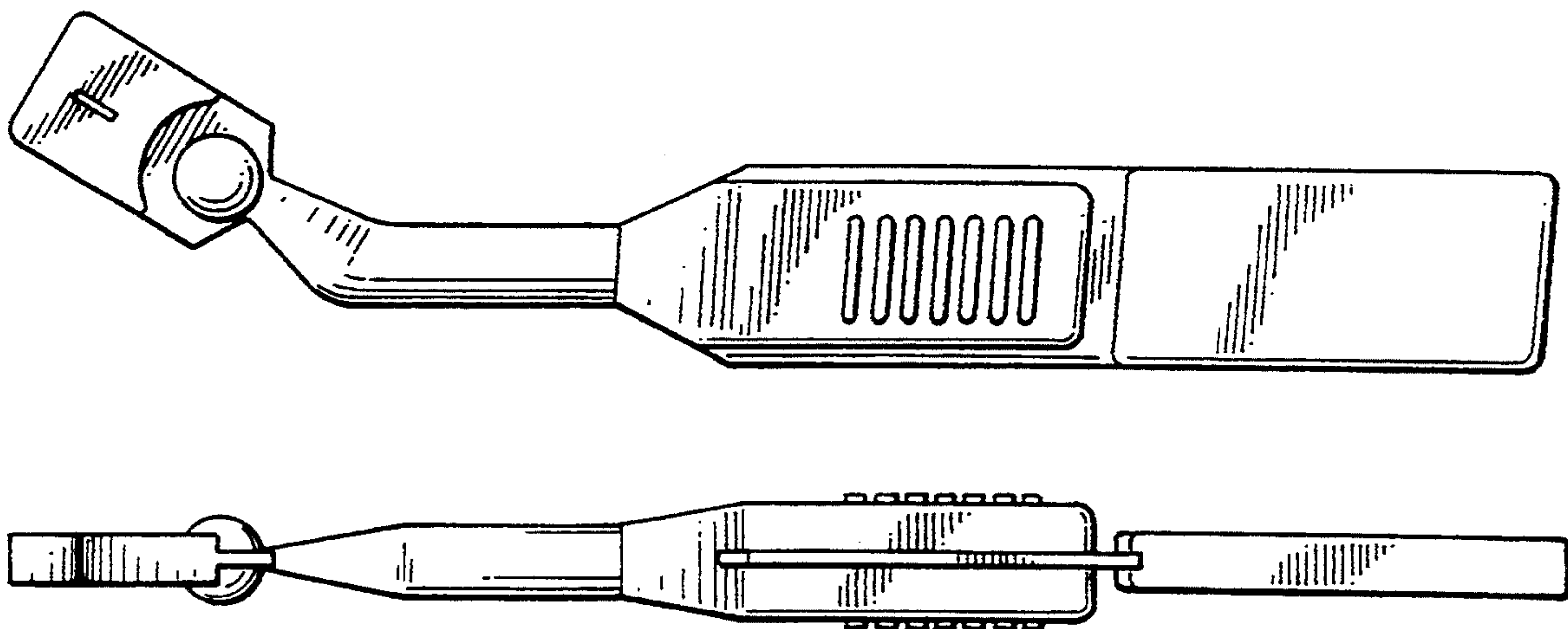
FIG. 4 is a rear elevational view of the dispenser of FIG. 1;

FIG. 5 is a top plan view of the dispenser of FIG. 1; and, FIG. 6 is a bottom plan view of the dispenser of FIG. 1.

[56] **References Cited**

U.S. PATENT DOCUMENTS

D. 347,277 5/1994 Snedden D9/302 X
3,908,654 9/1975 Lhoest et al. 222/206
4,566,613 1/1986 Anscomb 215/32 X



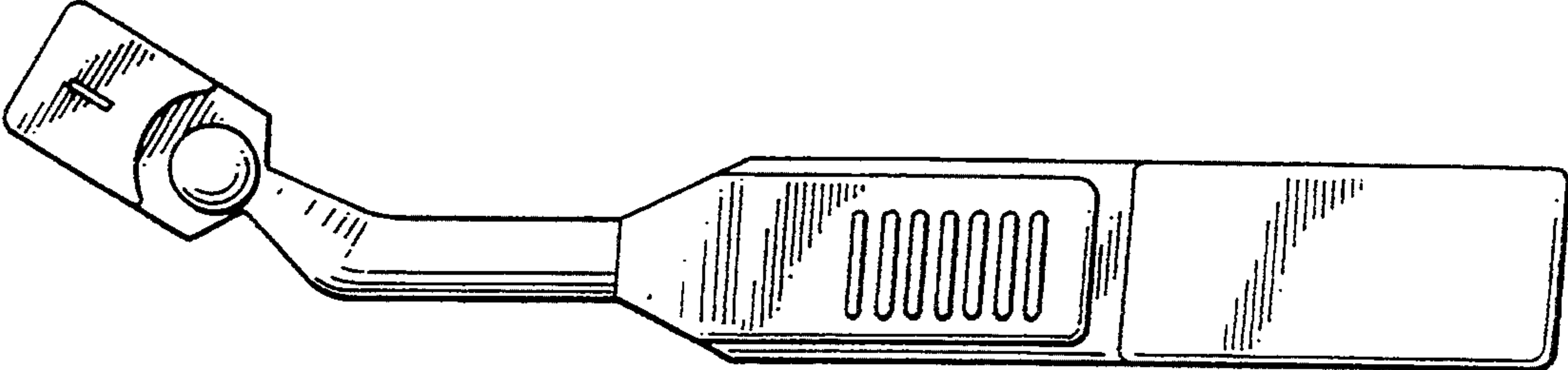


FIG. 1

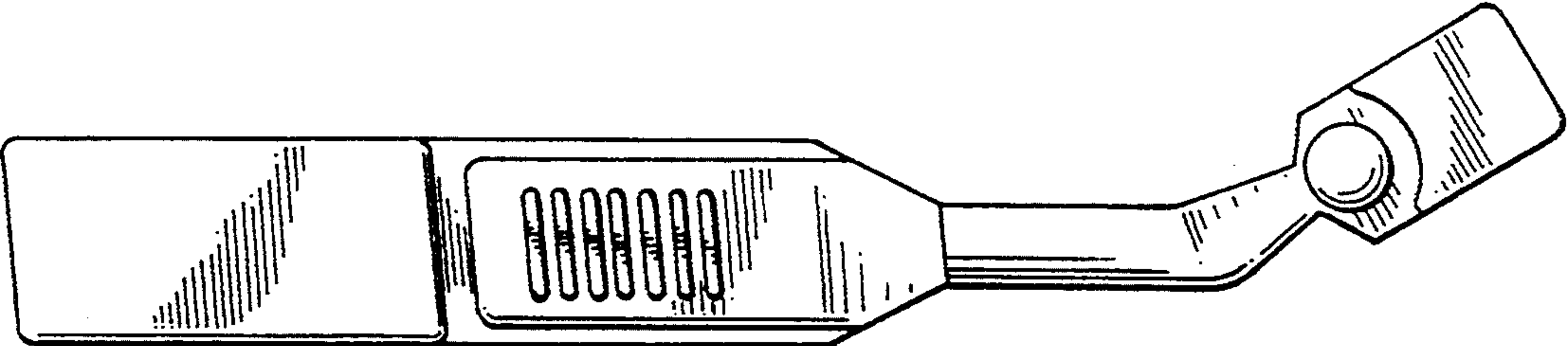


FIG. 2



FIG. 3

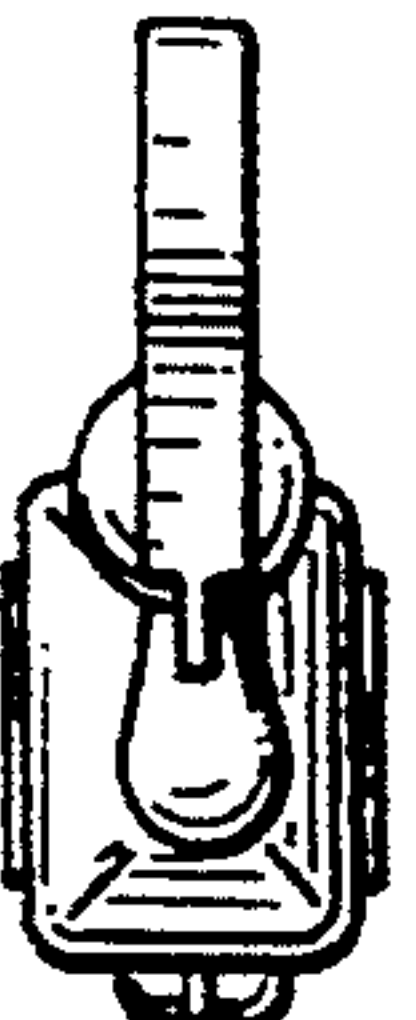


FIG. 4

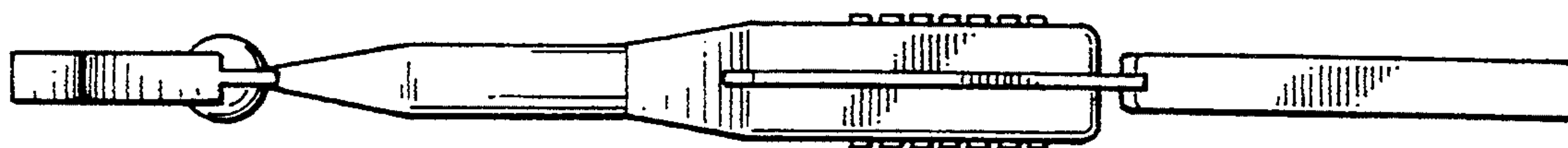


FIG. 5

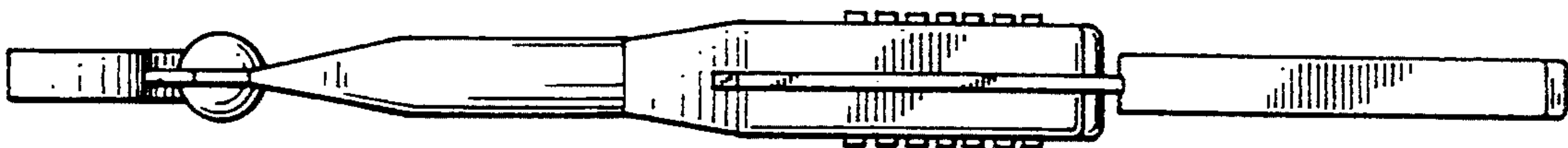


FIG. 6