



US00D358451S

United States Patent [19]

[11] Patent Number: **Des. 358,451**

Shaw

[45] Date of Patent: **** May 16, 1995**

[54] **REFILL CONTAINER FOR USE WHEN SPRAYING LIQUIDS**

[76] Inventor: **John C. Shaw**, 25136 Granville St., Moreno Valley, Calif. 92553

[**] Term: **14 Years**

[21] Appl. No.: **17,669**

[22] Filed: **Jan. 21, 1994**

[52] U.S. Cl. **D23/225; D9/500; D9/524**

[58] Field of Search **D23/213, 223-230; 239/309, 310, 317, 318, 373, 301, 302, 397, 301, 302; D9/337, 503, 524**

[56] **References Cited**

U.S. PATENT DOCUMENTS

- D. 205,223 7/1966 Bouillard et al. D23/225
- D. 283,304 4/1986 Taylor .
- 496,843 5/1893 Arnott et al. 239/373

- 1,651,808 12/1927 Courtois 239/373
- 1,905,986 4/1933 Jacobs et al. 239/373
- 4,301,841 11/1981 Sandow .
- 4,557,395 12/1985 DeLay, Jr. .
- 4,588,111 5/1986 Hestehave .
- 4,818,260 4/1989 Minnella .
- 5,183,206 2/1993 Gavin 239/317

Primary Examiner—James M. Gandy
Assistant Examiner—Robin V. Taylor

[57] **CLAIM**

The ornamental design for a refill container for use when spraying liquids, as shown and described.

DESCRIPTION

FIG. 1 is a front elevational view of the refill container for use when spraying liquids showing my new design; FIG. 2 is a rear elevational view thereof; FIG. 3 is a left side elevational view thereof; FIG. 4 is a right side elevational view thereof; FIG. 5 is a top plan view thereof; and, FIG. 6 is a bottom plan view thereof.




FIG. 1




FIG. 2

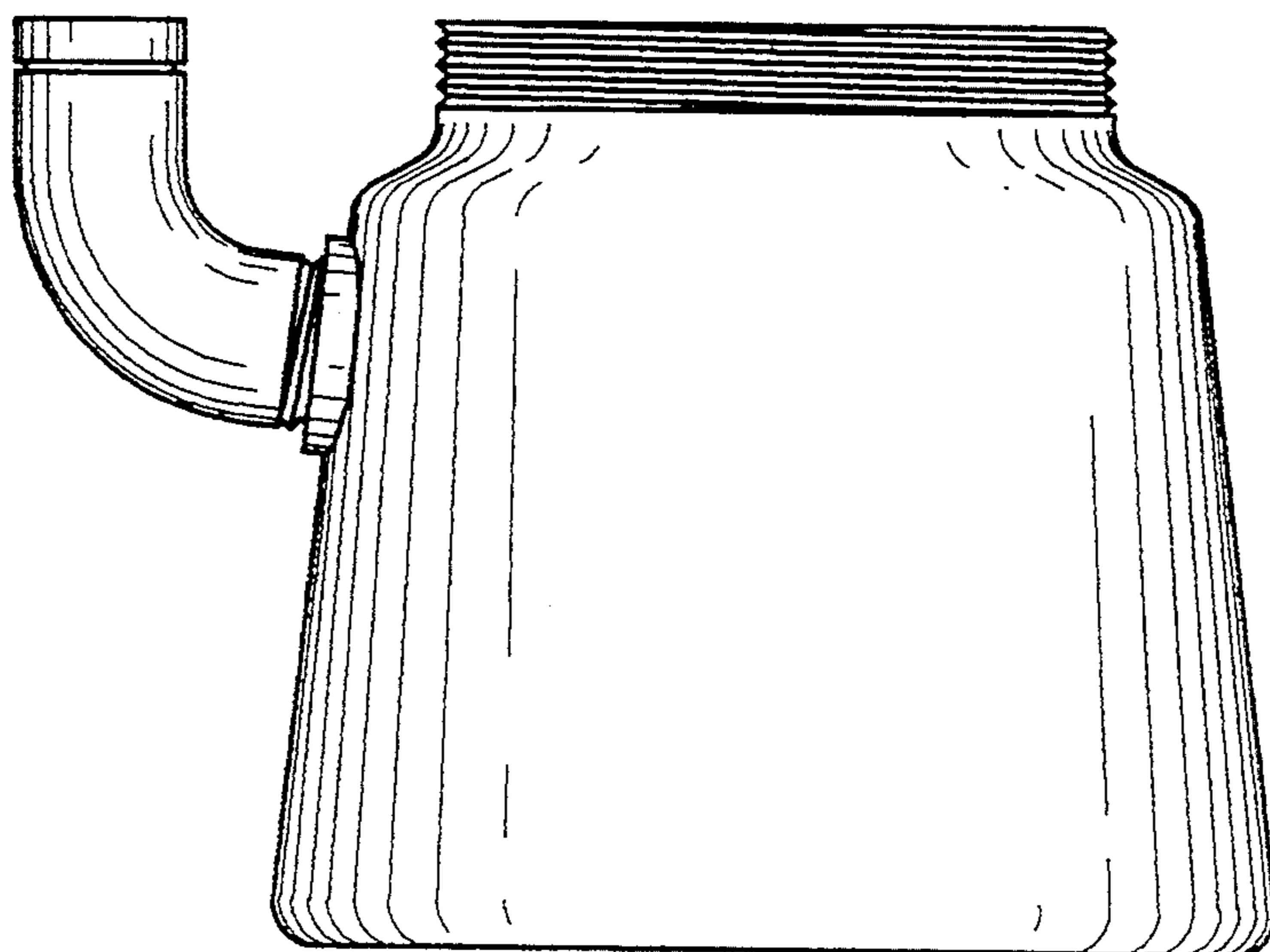


FIG. 3

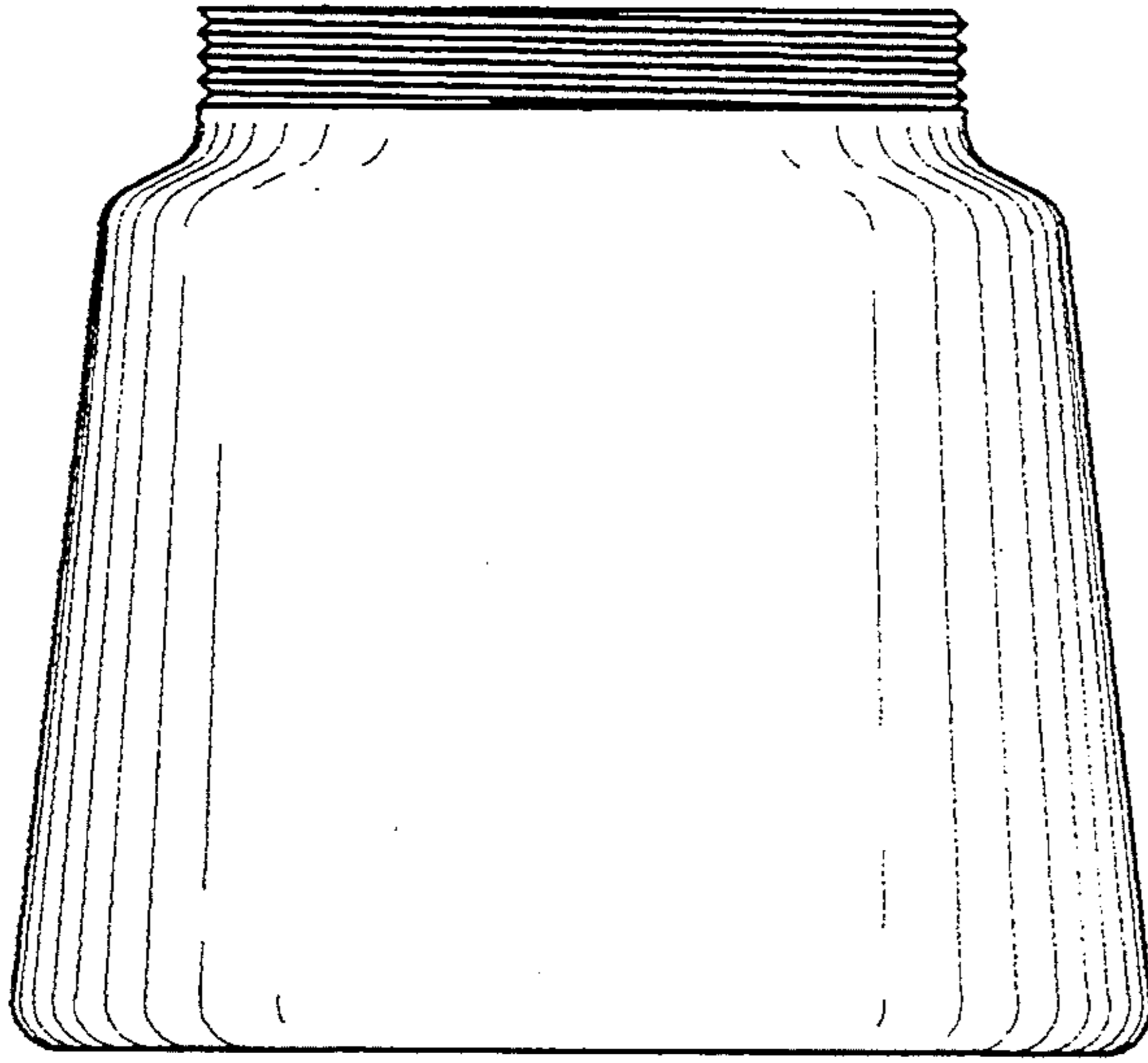


FIG. 4

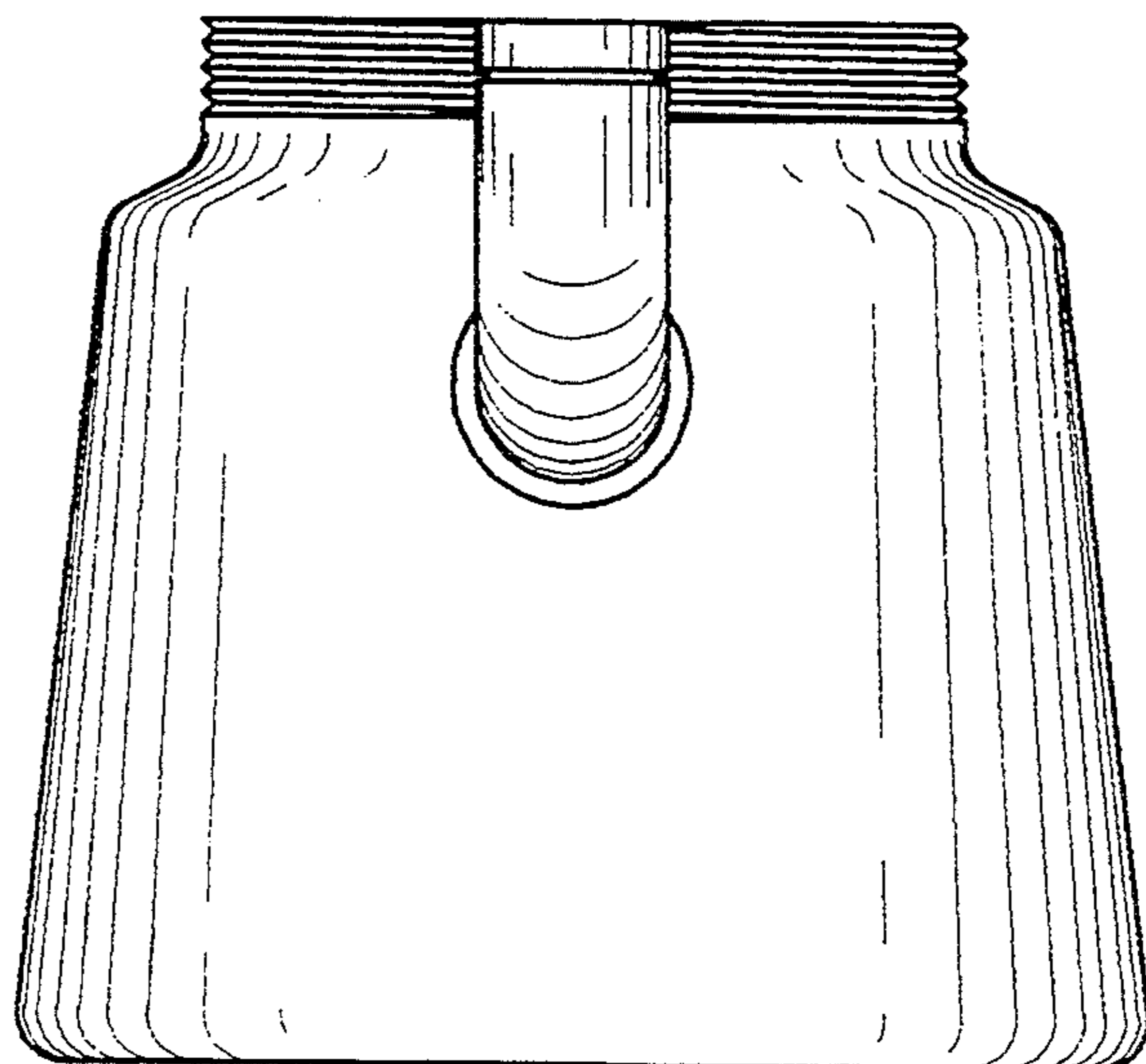


FIG. 5

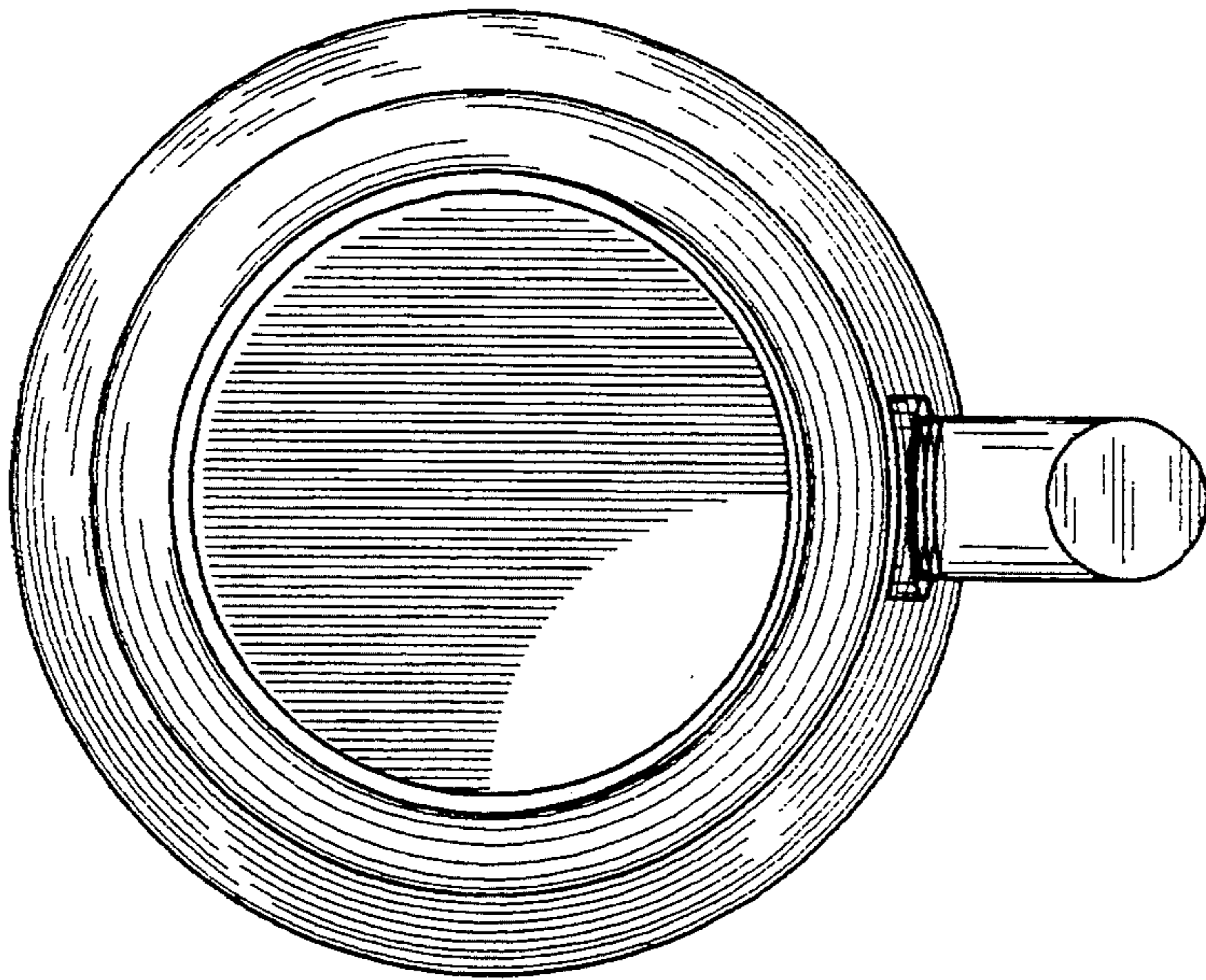


FIG. 6

