



US00D358440S

United States Patent [19]

[11] Patent Number: Des. 358,440

Clayton et al.

[45] Date of Patent: ** May 16, 1995

[54] GOLF TRAINING MAT

5,035,433 7/1991 Durso 273/195 A X

[76] Inventors: **Darryl K. Clayton**, 105 Daisy Ct., Vallejo, Calif. 94589; **John E. Winn**, 1008 Lewis Ave., Vallejo, Calif. 94591

Primary Examiner—Melvin B. Feifer
Assistant Examiner—Cheri Cohen
Attorney, Agent, or Firm—Harold D. Messner

[**] Term: 14 Years

[57] CLAIM

[21] Appl. No.: 21,740

The ornamental design for a golf training mat, as shown and described.

[22] Filed: Apr. 22, 1994

DESCRIPTION

[52] U.S. Cl. D21/234

[58] Field of Search D21/234; 273/187 R, 273/187 A, 195 R, 195 B, 197 R, 176 H, 176 G, 176 E, 176 F

FIG. 1 is a perspective view of our new design for a golf training mat for a golfer whose arms, club and golf balls are shown in phantom line;

FIG. 2 is a top elevational view of our design;

FIG. 3 is a right side elevational view of our design;

FIG. 4 is a front elevational view of our design;

FIG. 5 is a rear elevational view of our design;

FIG. 6 is a left side elevational view of our design for a golf training mat; and,

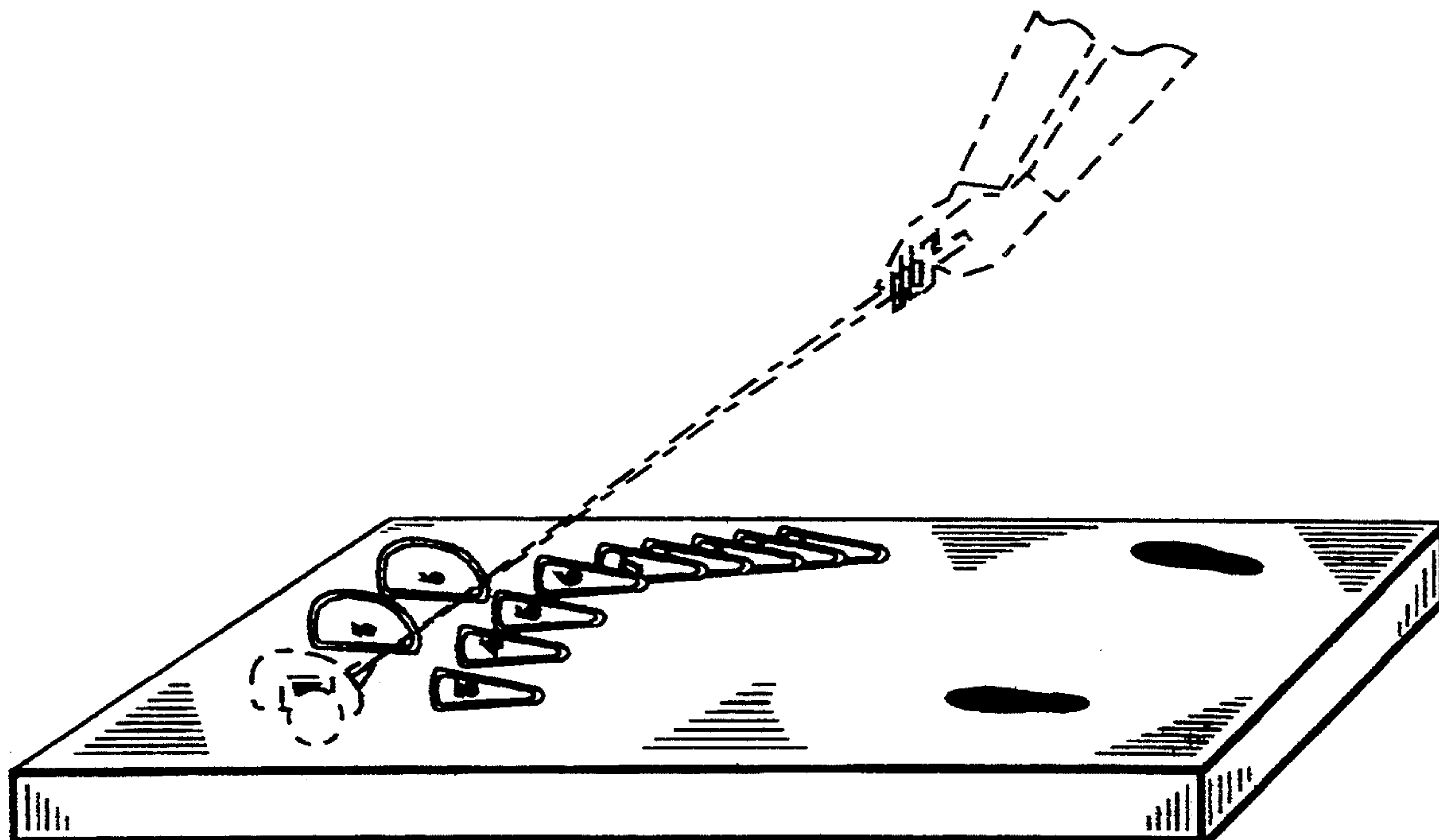
FIG. 7 is a bottom elevation view of our design.

The broken line showing of the golf ball is for illustrative purposes only and forms no part of the claimed design.

[56] References Cited

U.S. PATENT DOCUMENTS

D. 190,241	5/1961	Miller	D21/234
D. 225,242	11/1972	Pruitt	D21/234
3,868,109	2/1975	Fowler	273/186.1 X
4,101,130	7/1978	Richards	273/187 A
4,248,431	2/1981	Burnes	273/187 R
4,355,810	10/1982	Rydeck	273/186.1






FIG. 2

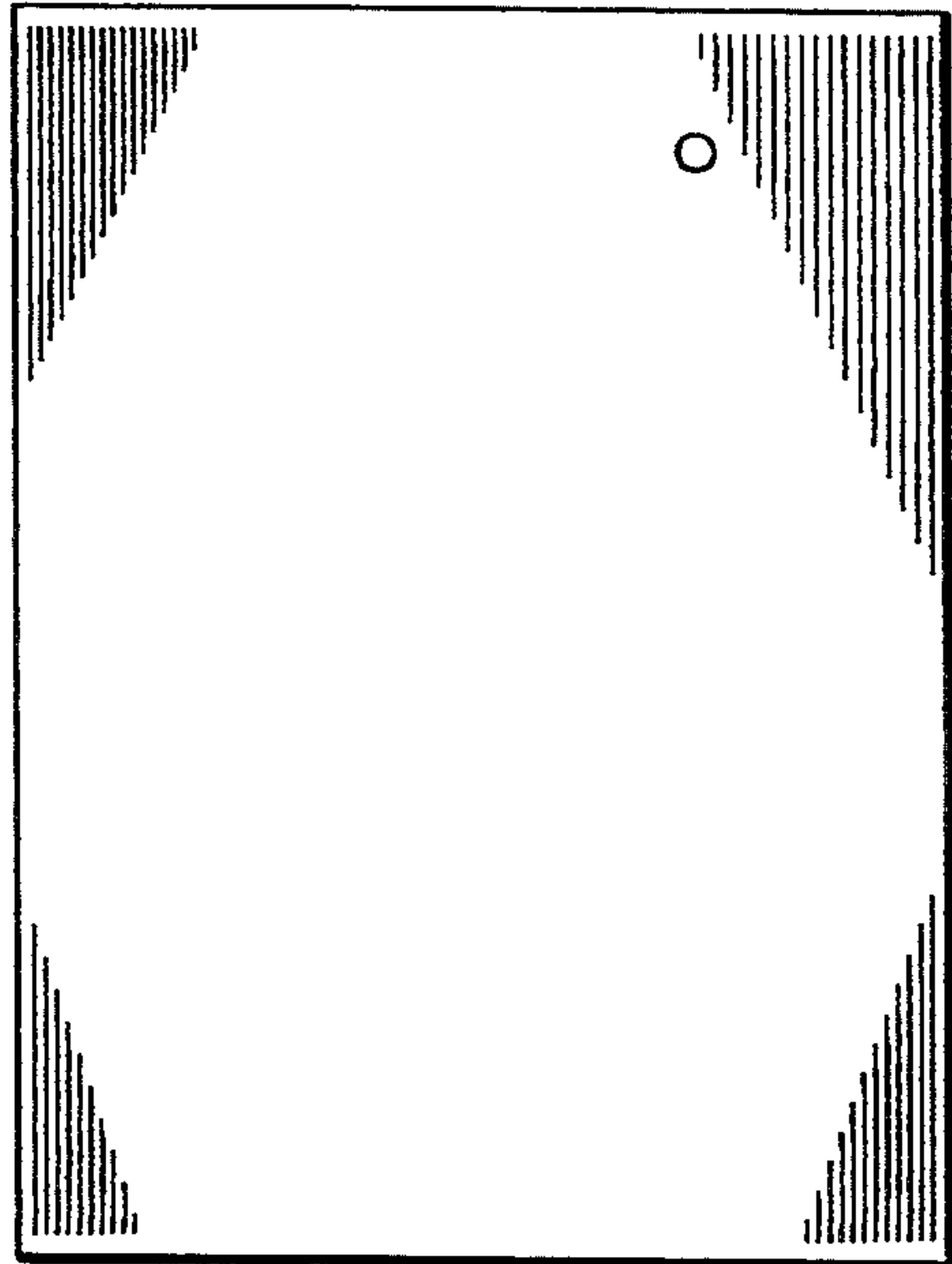


FIG. 7



FIG. 3



FIG. 4



FIG. 6



FIG. 5

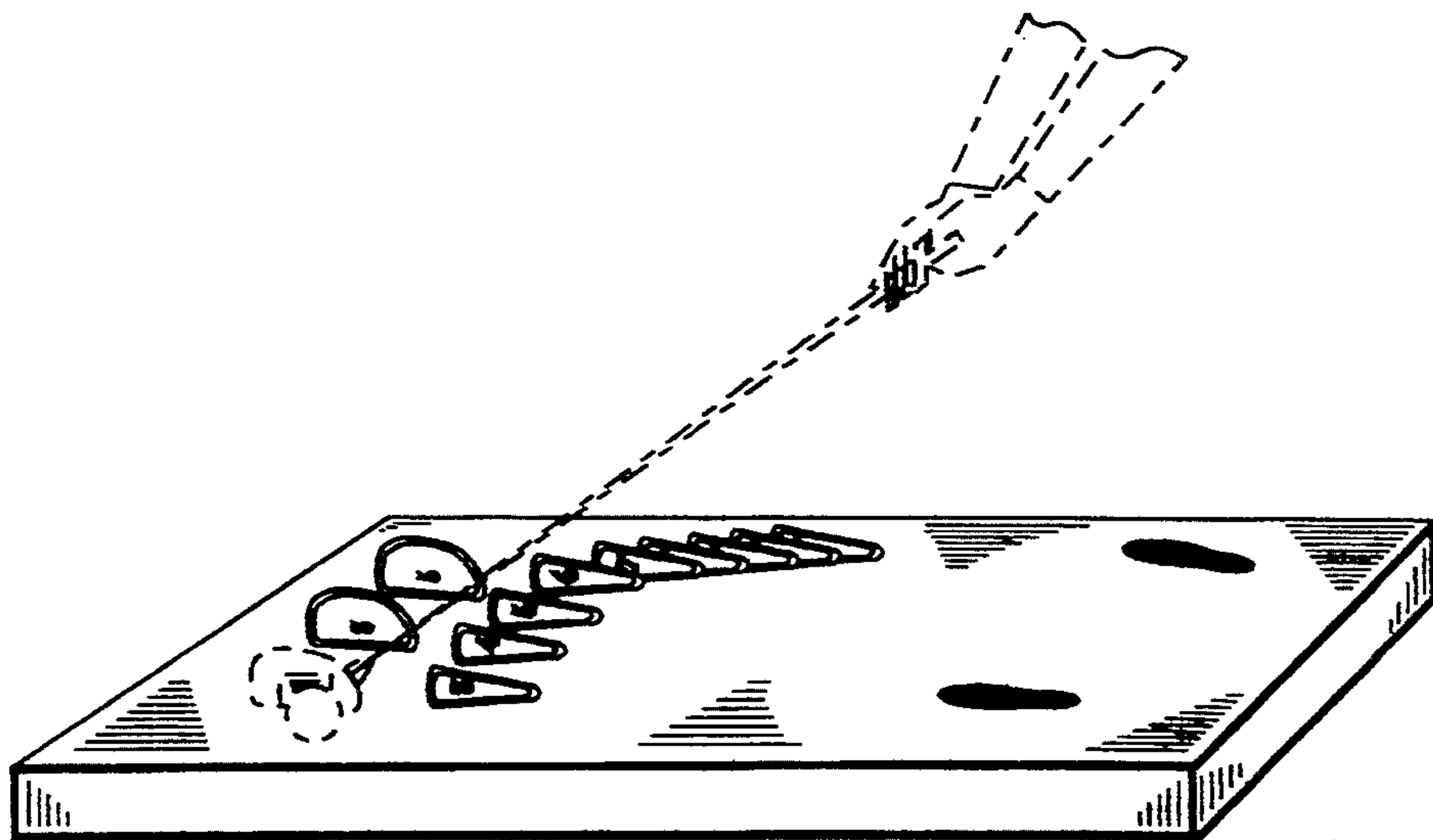


FIG. 1