



US00D358422S

United States Patent [19]

[11] Patent Number: **Des. 358,422**

Bedol

[45] Date of Patent: **** May 16, 1995**

[54] **GLUE STICK FOR RING-BINDER**
[76] Inventor: **Mark A. Bedol**, P.O. Box 2847,
Rancho Cucamonga, Calif.
91729-2847

578,289 3/1897 Ekholm D19/53 X
2,677,376 5/1954 Brunner 281/29 X
4,732,504 3/1988 Telli 401/6 X

FOREIGN PATENT DOCUMENTS

1396190 3/1965 France 401/195

Primary Examiner—Martie Thompson

[**] Term: **14 Years**

[21] Appl. No.: **20,885**

[57] CLAIM

[22] Filed: **Mar. 31, 1994**

The ornamental design for an glue stick for ring-binder, as shown and described.

[52] U.S. Cl. **D19/66; D19/49; D19/32**

[58] Field of Search D19/35, 36, 32, 33,
D19/65, 53, 66, 81-85; 401/195, 52, 75, 196,
198, 202, 243-247, 6; 28/76, 85; 281/29

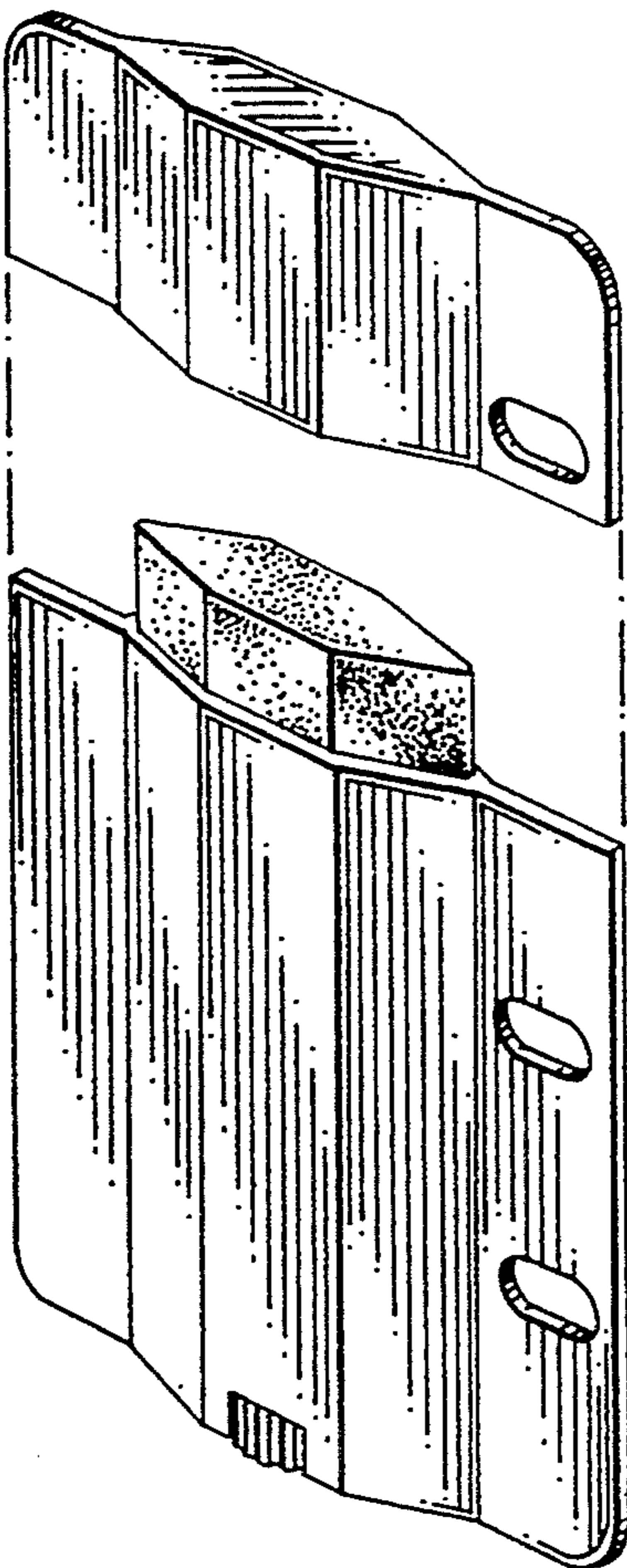
DESCRIPTION

[56] References Cited

U.S. PATENT DOCUMENTS

D. 106,453 10/1937 Roesche D19/53
D. 113,977 3/1939 Shannon D19/53
D. 207,563 5/1967 Bailey D19/36
D. 208,282 8/1967 Speers D19/53
D. 261,008 9/1981 Mizejewski D19/32
D. 302,985 8/1989 Vinck D19/43 X
D. 322,811 12/1991 Isern D19/36
D. 324,879 3/1992 Morgan D19/36

FIG. 1 is a front, left, top perspective view of a glue stick for ring-binder, showing my new design;
FIG. 2 is a rear elevation view, the front elevation being a mirror image thereof;
FIG. 3 is a right side elevational view, the left side being a mirror image thereof;
FIG. 4 is a top plan view thereof;
FIG. 5 is a bottom plan view thereof; and,
FIG. 6 is a front, right, top perspective view of glue stick for ring-binder with cap member in open position and the knob has been rotated placing the glue in raised position ready for use thereof.



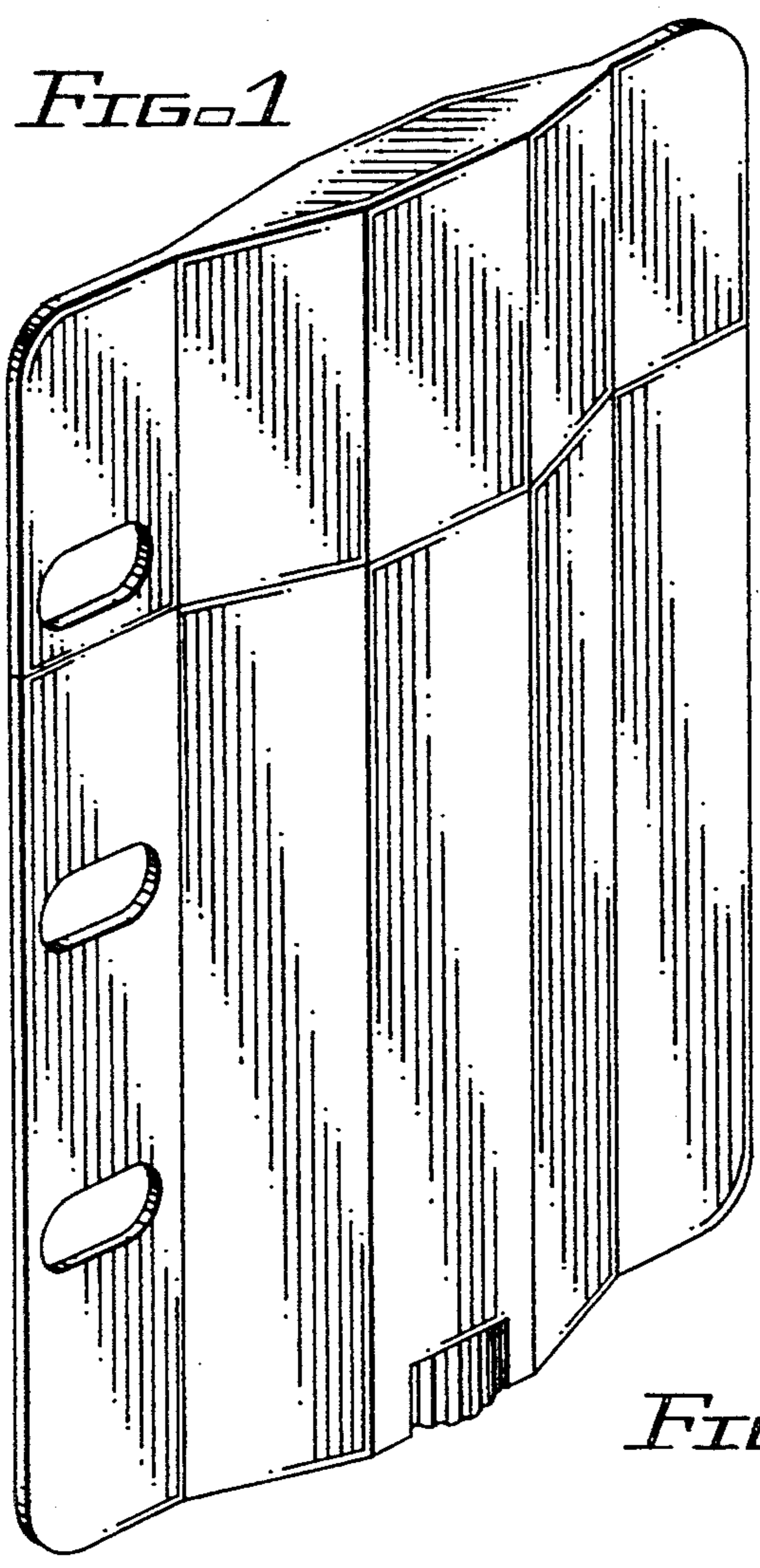


FIG. 1

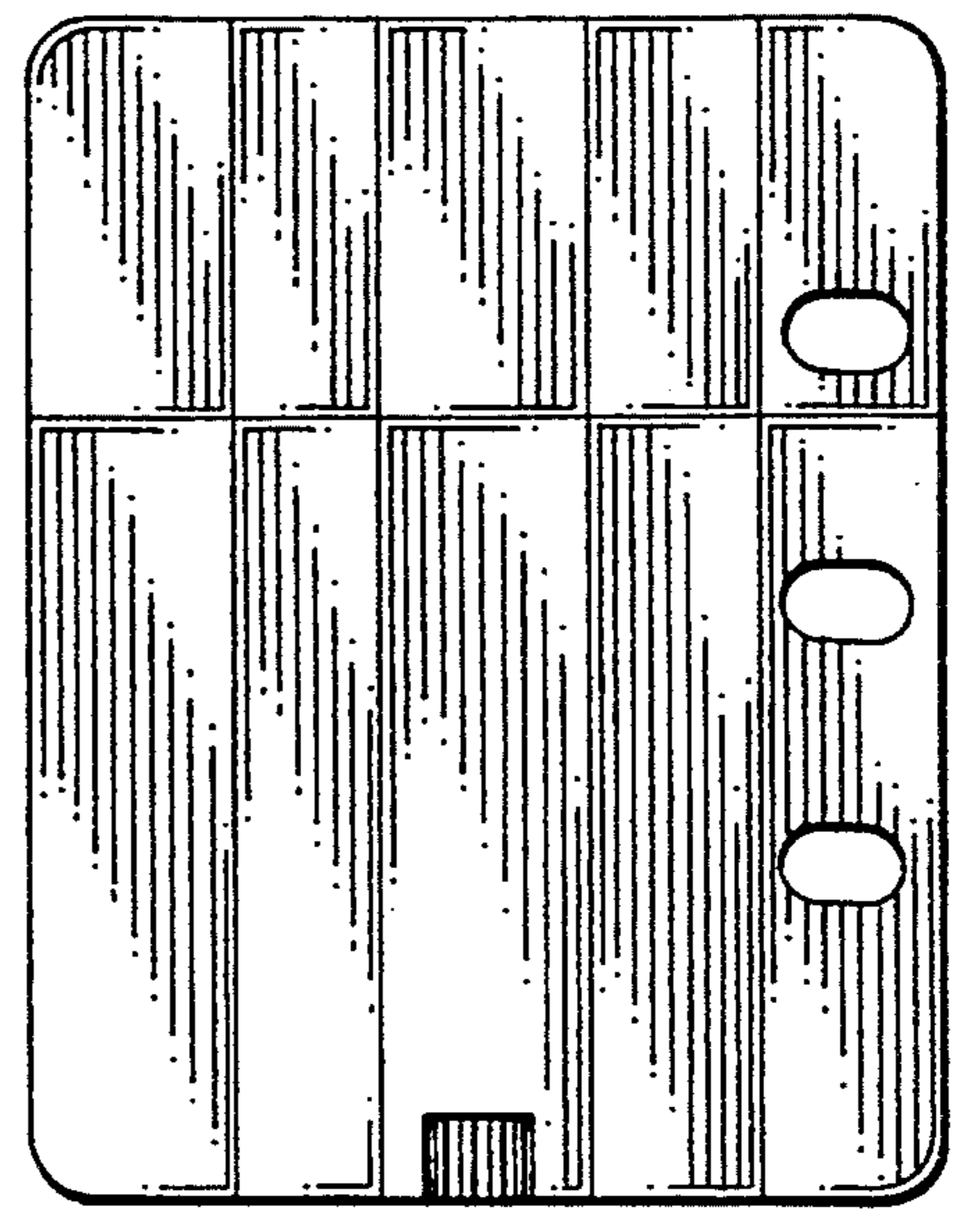


FIG. 2

FIG. 6

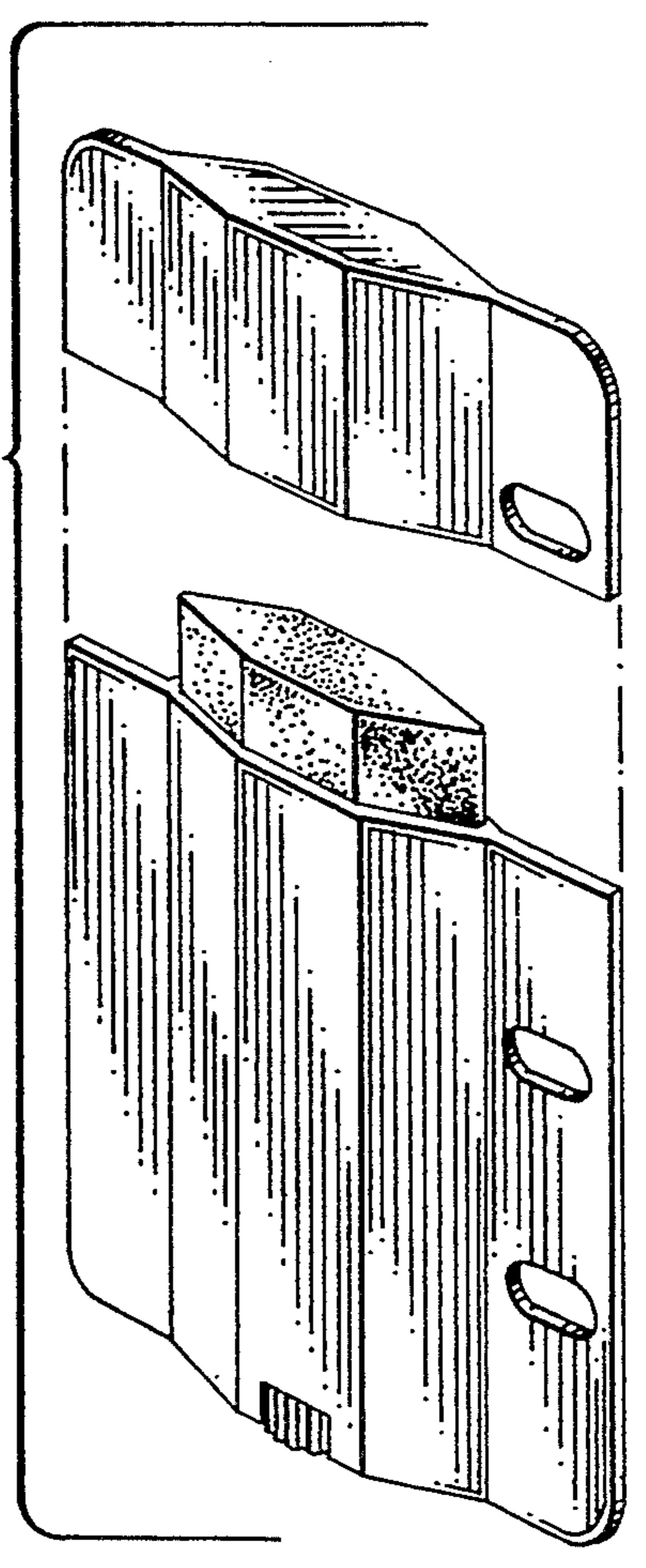


FIG. 3



FIG. 4



FIG. 5