



US00D358419S

United States Patent [19]

[11] Patent Number: **Des. 358,419**

Runyan

[45] Date of Patent: **** May 16, 1995**

[54] **CREDIT CARD WITH MAGNIFYING GLASS INSERT**

[76] Inventor: **Robert M. Runyan**, 4223 Glencoe Ave., Ste. A-223, Marina Del Rey, Calif. 90292

[**] Term: **14 Years**

[21] Appl. No.: **6,415**

[22] Filed: **Mar. 29, 1993**

[52] U.S. Cl. **D19/10**

[58] Field of Search **D19/9, 10, 11; D16/134, D16/135; 283/901, 75, 904, 107, 70, 83, 69, 74, 900, 76; 40/642; 359/802, 803, 742**

[56] **References Cited**

U.S. PATENT DOCUMENTS

- D. 233,068 10/1974 Bringas D19/9 X
- D. 310,386 9/1990 Michels et al. D19/9 X
- 3,034,430 5/1962 Bradford D19/10 X
- 3,140,883 7/1964 Anthony 359/742 X
- 3,409,347 11/1968 Vogel 359/742 X
- 3,455,577 7/1969 Kikumoto D19/104
- 3,468,046 9/1969 Makishima 283/74 X

- 3,601,913 8/1971 Pollock D19/10 X
- 3,876,865 4/1975 Bliss 283/834
- 4,393,610 7/1983 Adrian 283/76 X
- 4,589,687 5/1986 Hannon 283/74 X
- 4,619,469 10/1986 Grover 283/900 X
- 4,643,454 2/1987 Ondis 283/74
- 4,797,542 1/1989 Hara 283/83 X

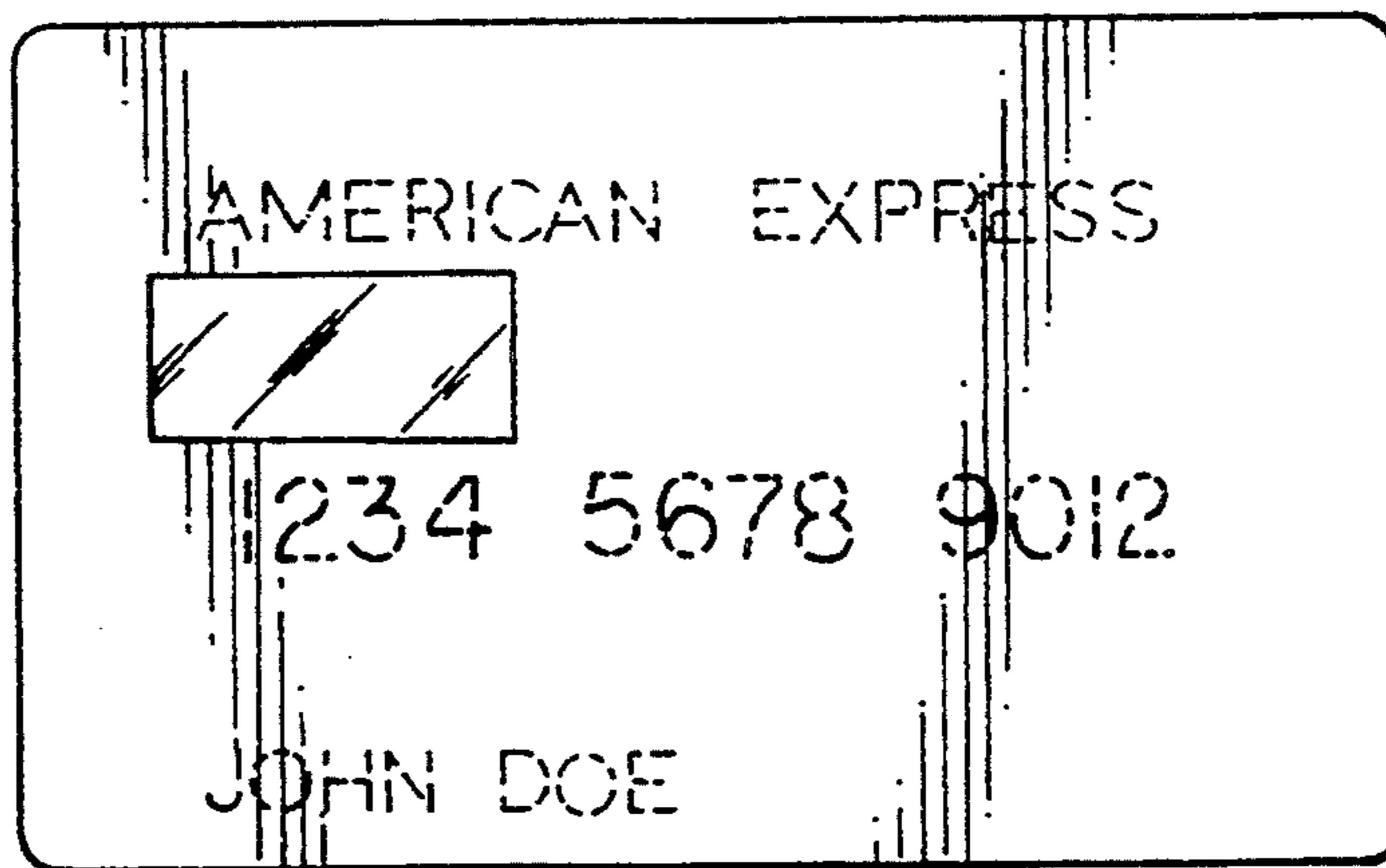
Primary Examiner—James M. Gandy
Assistant Examiner—Pamela Burgess
Attorney, Agent, or Firm—Kelly, Bauersfeld & Lowry

[57] **CLAIM**

The ornamental design for a credit card with magnifying glass insert, as shown and described.

DESCRIPTION

FIG. 1 is a front elevational view of a credit card with magnifying glass insert embodying my new design, showing exemplary credit card indicia in phantom which forms no part of the present invention; FIG. 2 is a rear elevational view thereof; FIG. 3 is a left side elevational view thereof, the right side elevational view being a mirror image; and, FIG. 4 is a top plan view thereof, the bottom plan view being a mirror image.



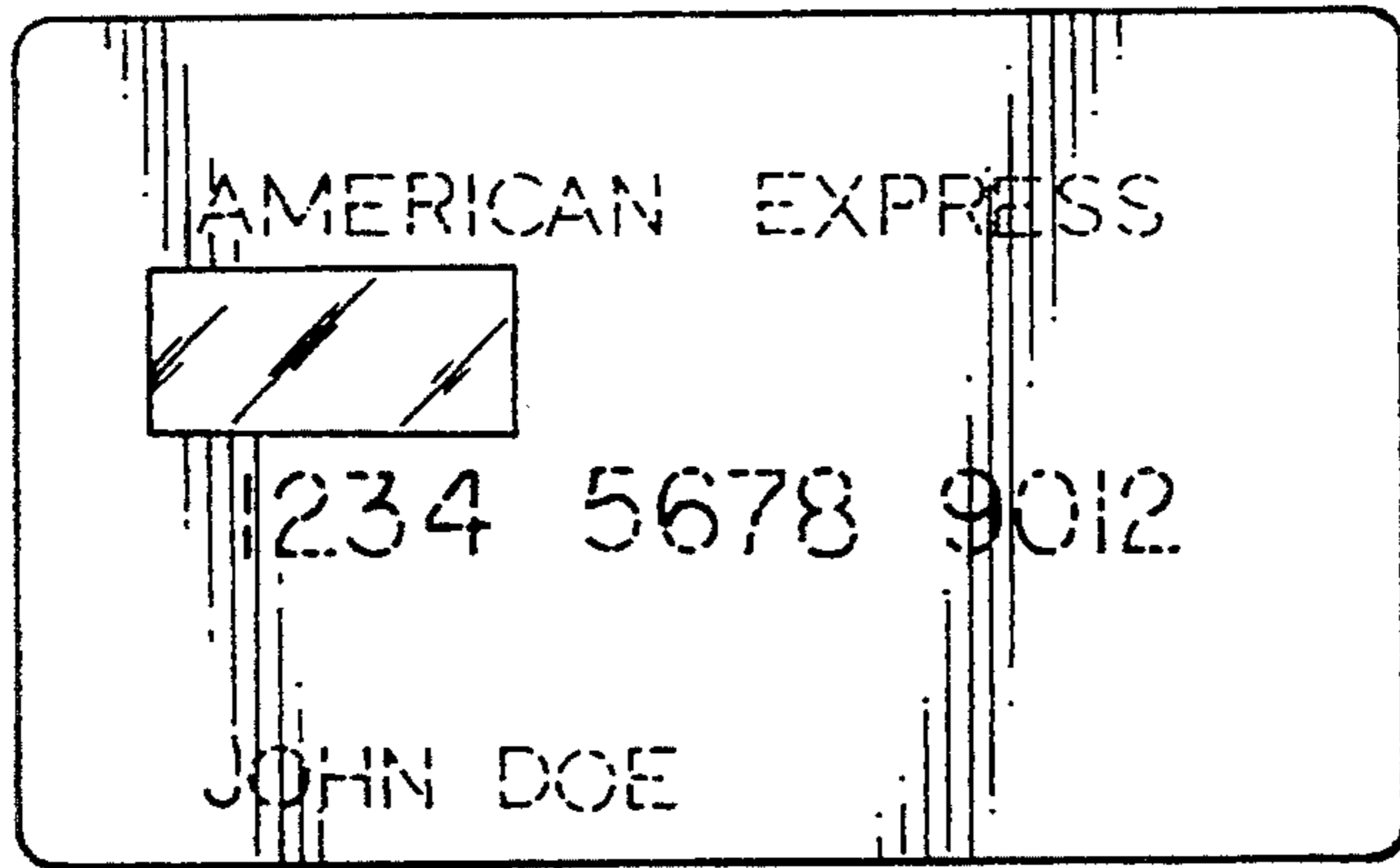


FIG. 1

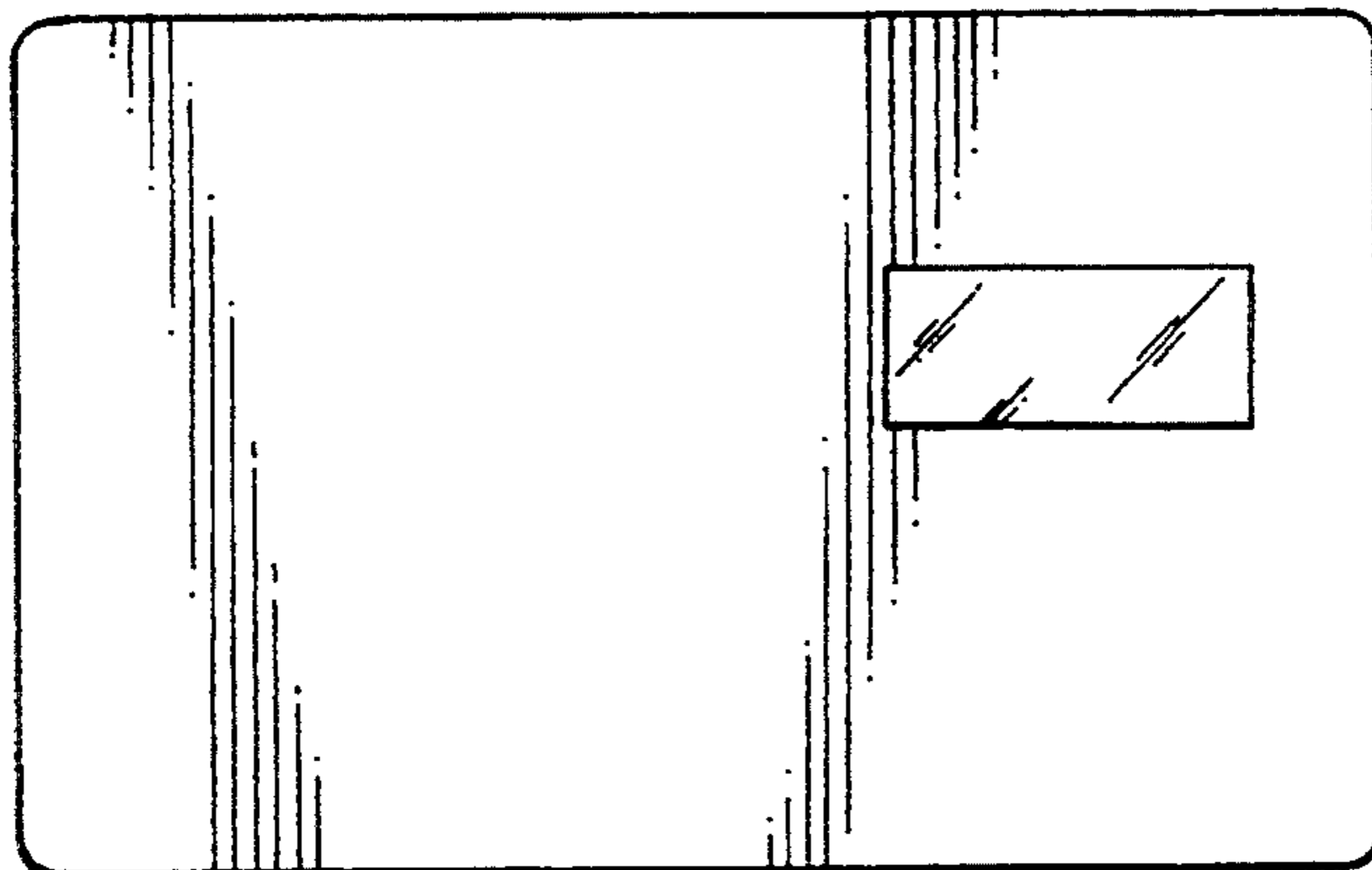


FIG. 2



FIG. 3



FIG. 4