



US00D358417S

# United States Patent [19]

[11] Patent Number: **Des. 358,417**

Medin et al.

[45] Date of Patent: **\*\* May 16, 1995**

[54] **PRINTER PLATEN**

229580 10/1986 Japan ..... 400/662  
4053867 3/1989 Japan ..... 400/662

[75] Inventors: **Todd R. Medin**, Escondido; **Brent W. Richtsmeier**, San Diego, both of Calif.

### OTHER PUBLICATIONS

Westinghouse Scientific Paper 90-1SK0-EMAPP-P1; Oct. 1990.

[73] Assignee: **Hewlett-Packard Company**, Palo Alto, Calif.

*Primary Examiner*—Cathy Anne MacCormac

[\*\*] Term: **14 Years**

### [57] CLAIM

[21] Appl. No.: **7,765**

The ornamental design for a printer platen, as shown and described.

[22] Filed: **Apr. 30, 1993**

### DESCRIPTION

[52] U.S. Cl. .... **D18/56**

[58] Field of Search ..... 346/140 R; 347/102, 347/86, 87; 400/662; D18/12, 56

FIG. 1 is a perspective view of a printer platen showing our new design;

FIG. 2 is an enlarged right side elevational view thereof;

FIG. 3 is an enlarged left side elevational view thereof;

FIG. 4 is a rear elevational view thereof;

FIG. 5 is a top plan view thereof;

FIG. 6 is a bottom plan view thereof;

FIG. 7 is a front elevational view thereof;

FIG. 8 is a cross-sectional view, enlarged, taken along the line 8—8 of FIG. 5;

FIG. 9 is a top plan view of a first one-third portion thereof;

FIG. 10 is a top plan view of a middle one-third portion thereof; and,

FIG. 11 is a top plan view of a last one-third portion thereof.


### [56] References Cited

#### U.S. PATENT DOCUMENTS

4,469,026	9/1984	Irwin	346/140 R
4,575,729	3/1986	Ayers et al.	346/140 R
4,914,562	4/1990	Abe et al.	346/140 R
4,934,850	6/1990	Okubo et al.	400/662
4,982,207	1/1991	Tunmore et al.	400/662
5,249,062	9/1993	Ejiri et al.	346/140 R
5,287,123	2/1994	Medin et al.	346/140 R
5,296,873	3/1994	Russell et al.	346/140 R

#### FOREIGN PATENT DOCUMENTS

074892	6/1980	Japan	400/662
0168863	9/1985	Japan	400/662



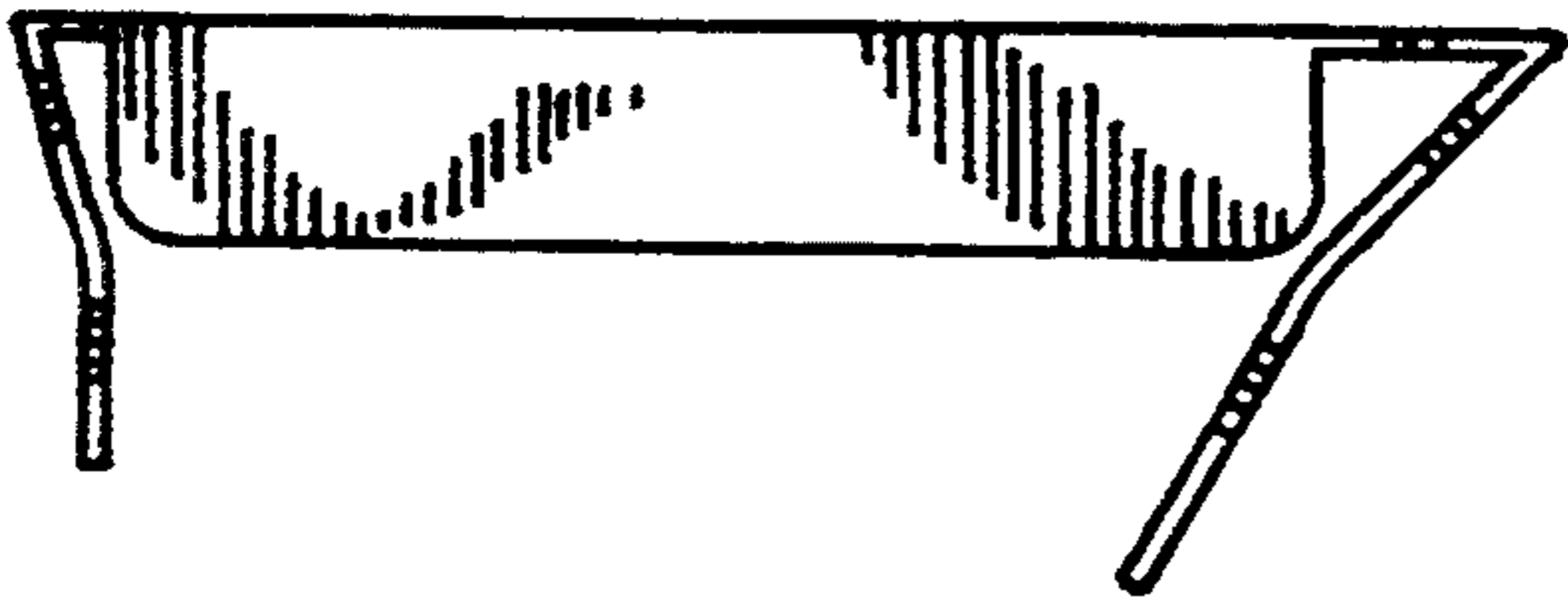


FIG. 2

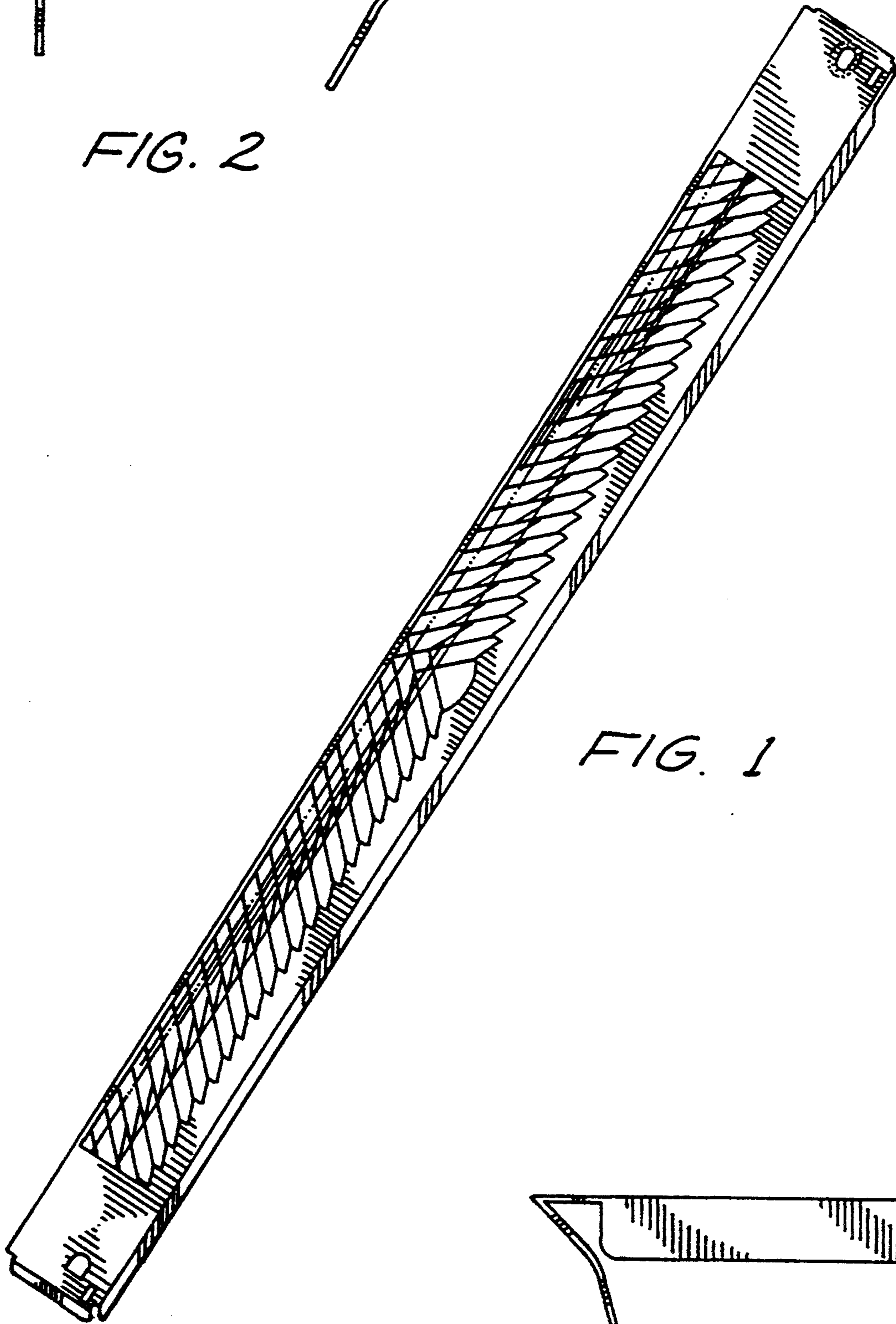


FIG. 1

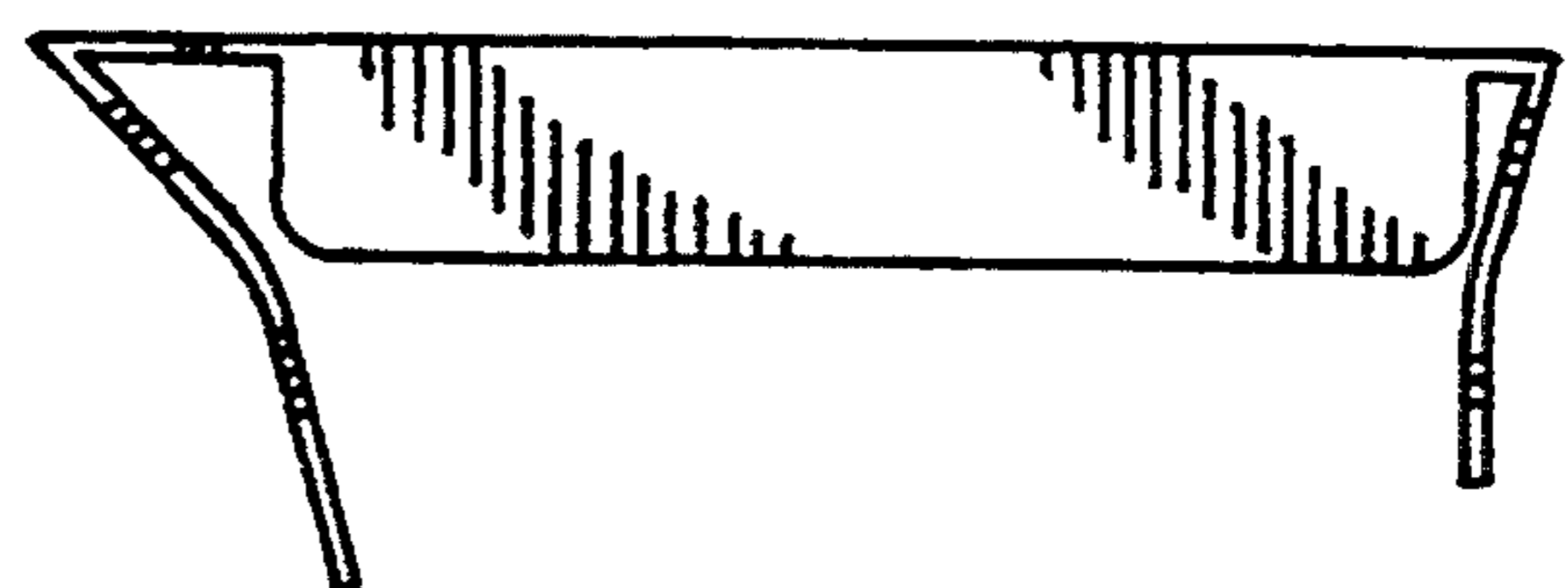


FIG. 3



FIG. 4

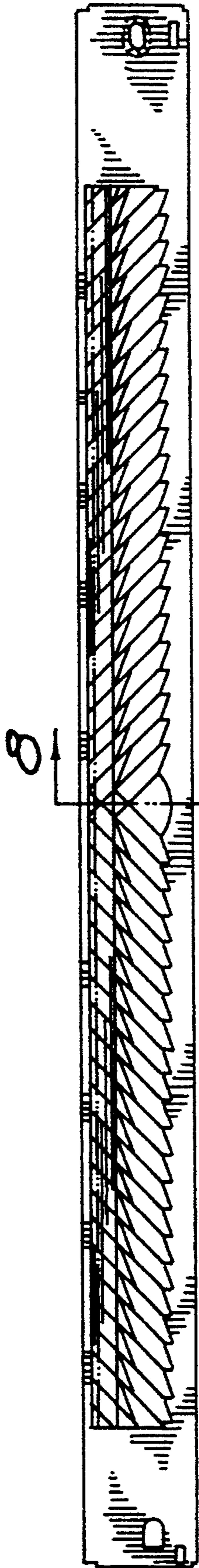


FIG. 5



FIG. 8

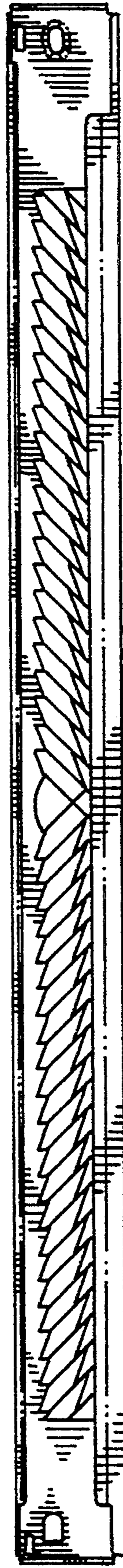


FIG. 6



FIG. 7

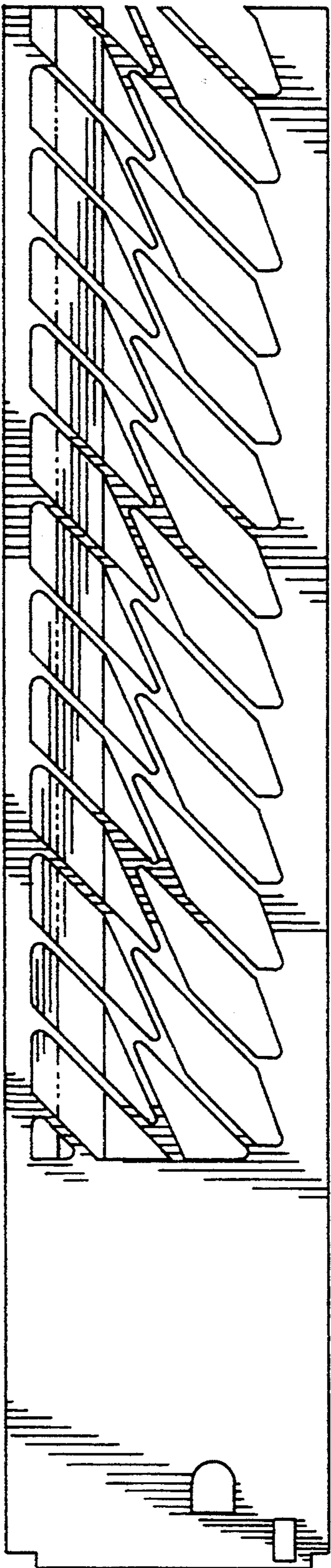


FIG. 9

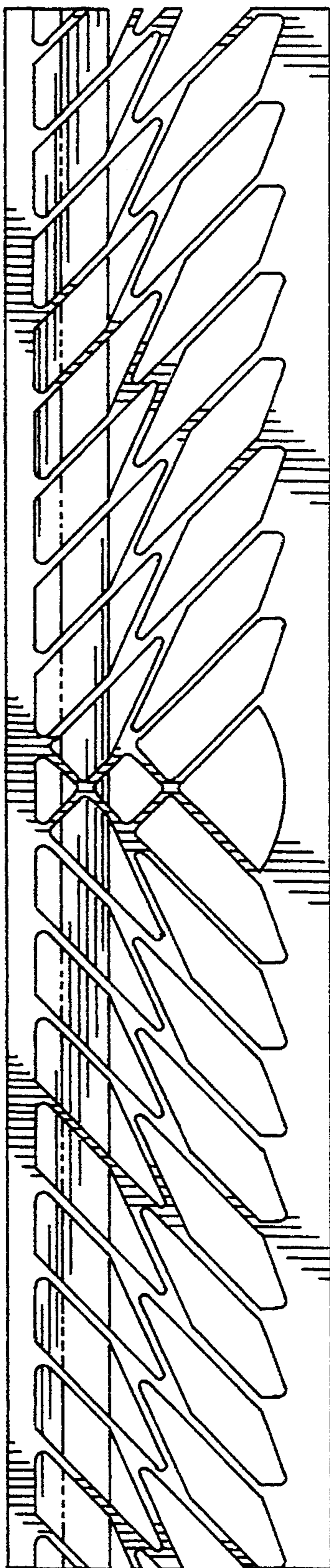


FIG. 10

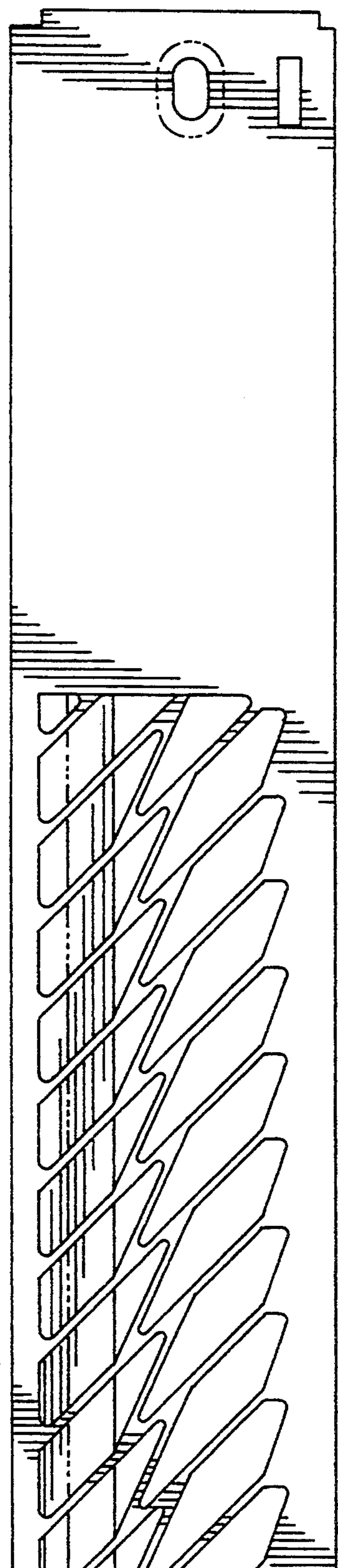


FIG. 11