



US00D358410S

# United States Patent [19]

[11] Patent Number: **Des. 358,410**

**Hernandez**

[45] Date of Patent: **\*\* May 16, 1995**

## [54] PHOTOCOPYING MACHINE

[76] Inventor: **Jose F. Hernandez**, Apartment 4,  
1134 SW. Moorlands, Los Angeles,  
Calif. 90006

[\*\*] Term: **14 Years**

[21] Appl. No.: **13,524**

[22] Filed: **Sep. 27, 1993**

[52] U.S. Cl. .... **D18/36; D18/39**

[58] Field of Search ..... **D18/36-39;**  
**D14/118; 355/200, 210, 212, 213, 214, 232-236,**  
**245-259, 271, 274, 282**

## [56] References Cited

### U.S. PATENT DOCUMENTS

- D. 231,127 4/1974 Case et al. .... D18/36
- D. 231,129 4/1974 Case et al. .... D18/36
- D. 235,230 5/1975 Herr et al. .... D18/37

*Primary Examiner*—Alan P. Douglas

*Assistant Examiner*—Caron D. Veynar  
*Attorney, Agent, or Firm*—James A. Wong

## [57] CLAIM

The ornamental design for a photocopying machine, as shown and described.


## DESCRIPTION

FIG. 1 is a top, rear and left side perspective view of a photocopying machine showing my new design, the broken line showing of human hands is environmental only and forms no part of the design;

FIG. 2 is a left side elevational view of the photocopying machine, the right side elevational view thereof being a mirror image of the left side elevational view; FIG. 3 is a rear elevational view of the photocopying machine;

FIG. 4 is a top plan view of the photocopying machine, the bottom plan view being flat plain and unornamented; and,

FIG. 5 is a front elevational view of the photocopying machine.






FIG. 1

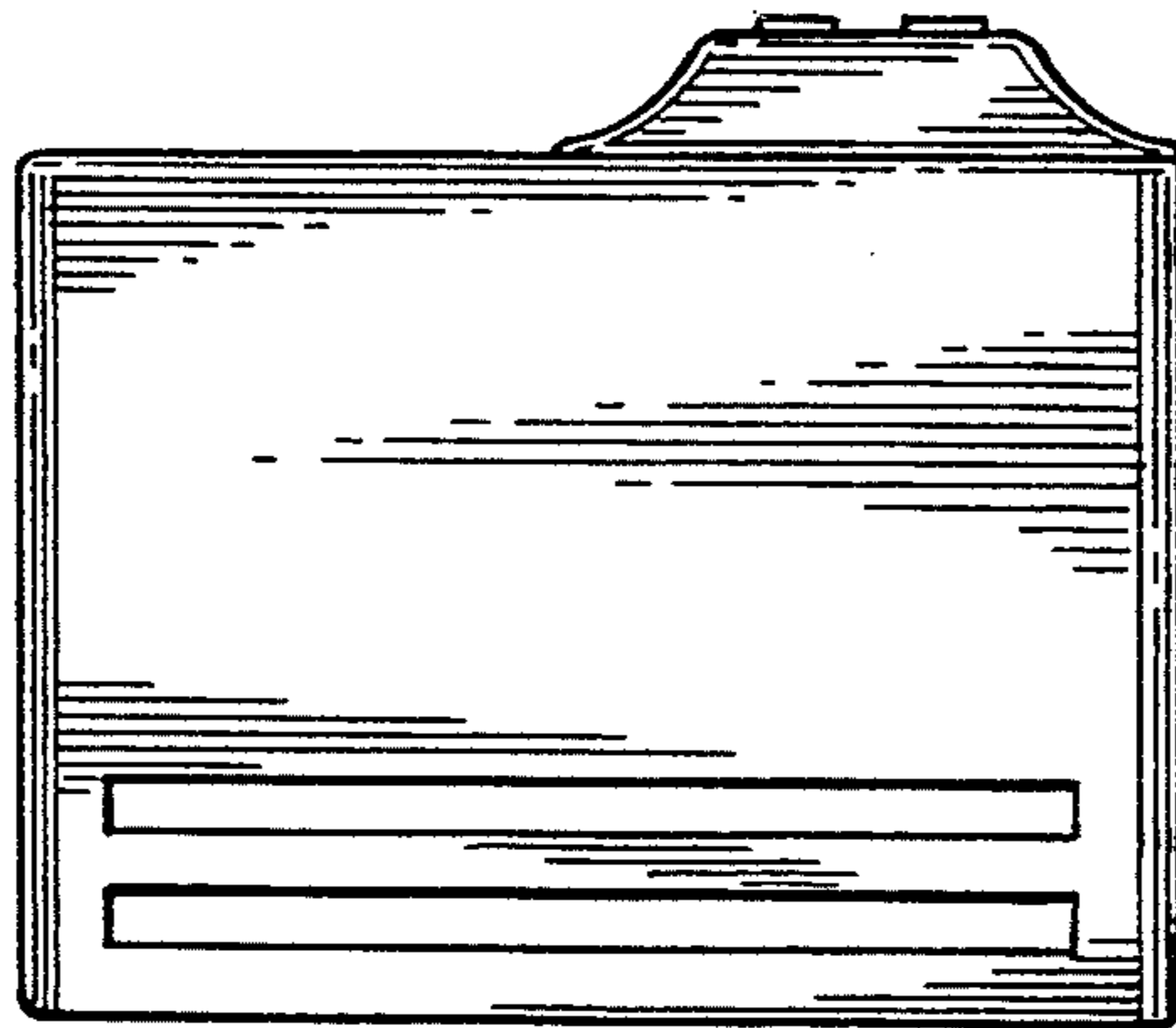


FIG. 2




FIG. 3

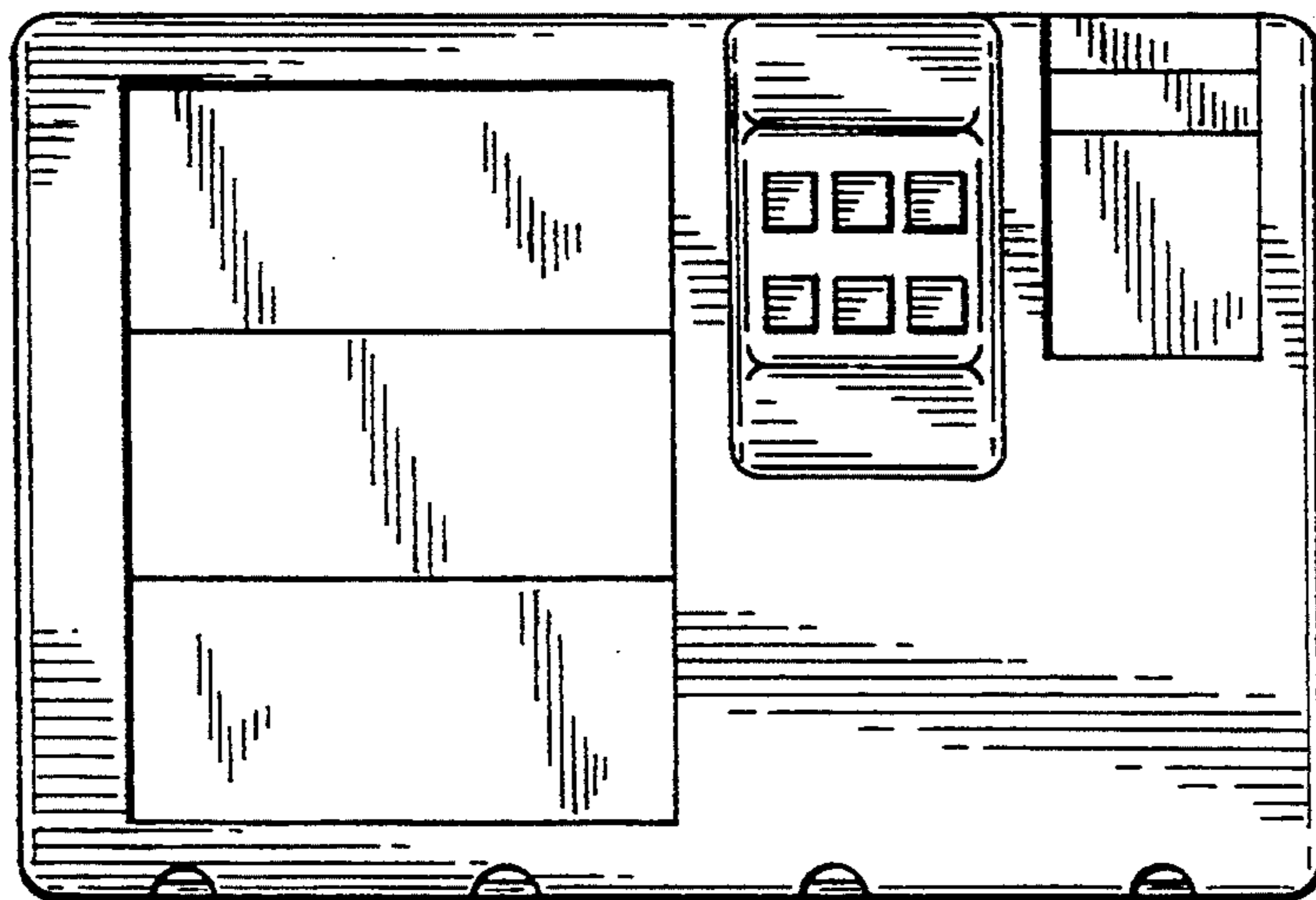


FIG. 4




FIG. 5