



US00D358405S

**United States Patent** [19]  
**Fullerton**

[11] **Patent Number: Des. 358,405**

[45] **Date of Patent: \*\* May 16, 1995**

[54] **NEWSPAPER CARRIER AND SUPPORT**

[76] **Inventor: Darrell L. Fullerton, 1839 Rte. 46,  
Parsippany, N.J. 07054**

[\*\*] **Term: 14 Years**

[21] **Appl. No.: 320**

[22] **Filed: Oct. 13, 1992**

[52] **U.S. Cl. .... D15/140; D16/246;  
D18/99; D34/28**

[58] **Field of Search ..... D10/65; D15/140;  
D14/114; 40/341, 349; 248/441.1, 442.2, 447,  
447.1, 447.2, 451-53; 281/42, 43; 355/72, 75,  
122; D34/28; D16/246**

[56] **References Cited**

**U.S. PATENT DOCUMENTS**

1,011,707 12/1911 Ankeny ..... 248/452  
1,154,537 9/1915 Oberg ..... 281/49

1,551,021 8/1925 Feters ..... 281/42  
2,725,030 11/1955 Hughes ..... 281/45 X  
2,987,326 6/1961 Nielsen ..... 281/45 X  
5,271,593 12/1993 Kinner et al. .... 248/442.2


*Primary Examiner*—Alan P. Douglas  
*Assistant Examiner*—Caron D. Veynar

[57] **CLAIM**

The ornamental design for a newspaper carrier and support, as shown and described.

**DESCRIPTION**

FIG. 1 is a front elevational view of the newspaper carrier and support showing my new design;  
FIG. 2 is a rear elevational view thereof;  
FIG. 3 is a left side elevational view thereof;  
FIG. 4 is a right side elevational view thereof;  
FIG. 5 is a top plan view thereof;  
FIG. 6 is a bottom plan view thereof; and,  
FIG. 7 is a perspective view thereof.



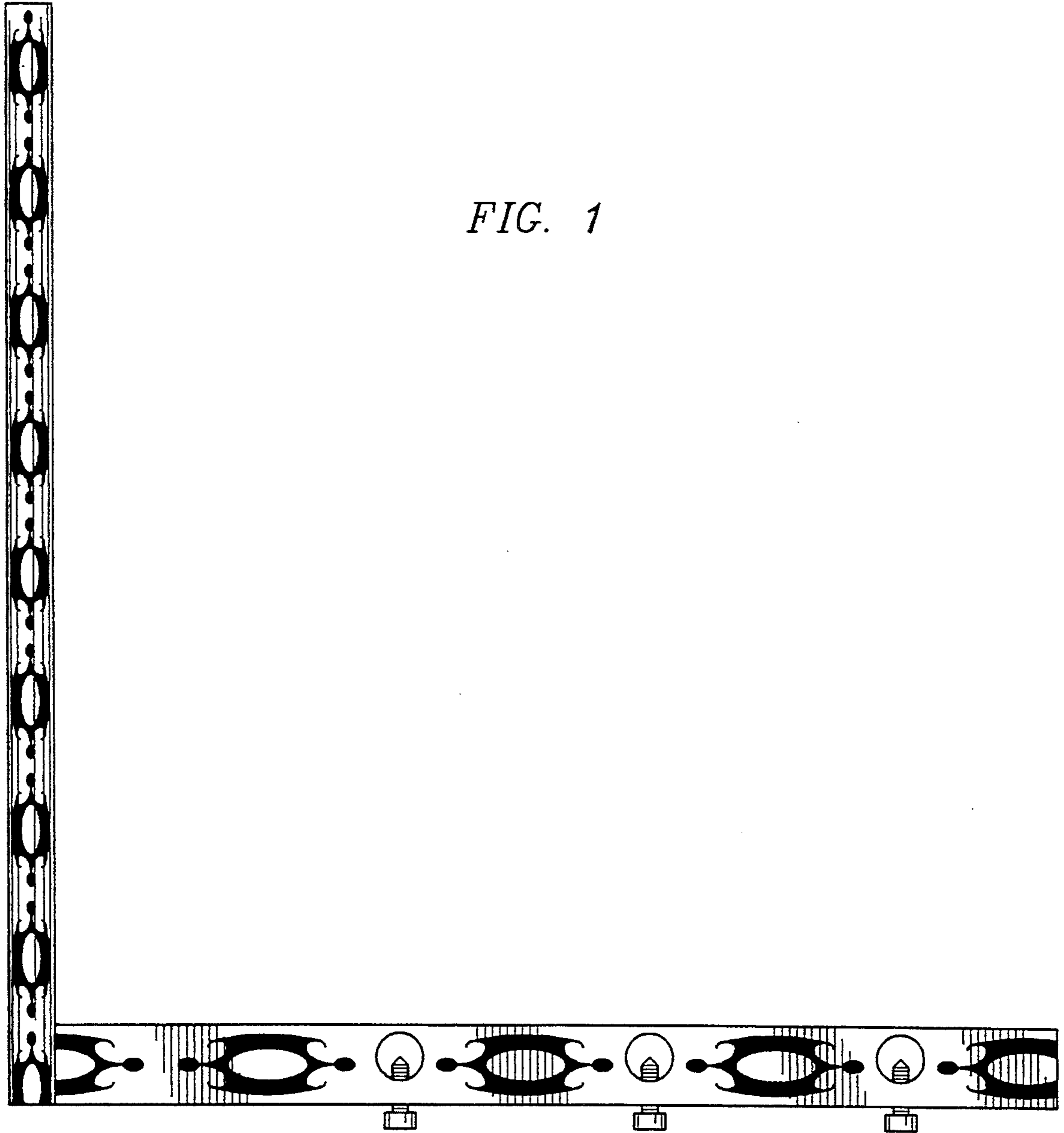


FIG. 1

FIG. 2

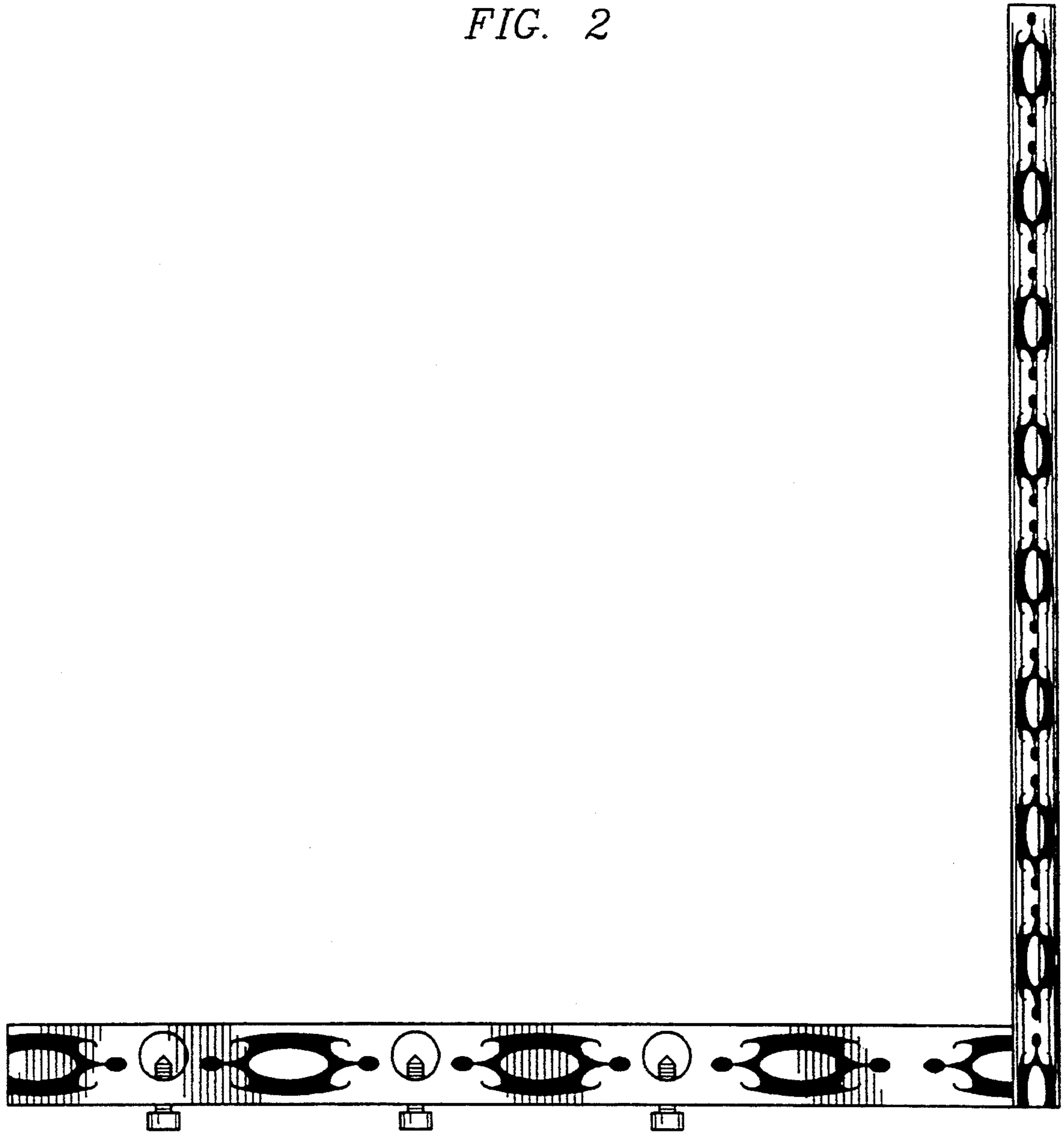


FIG. 3



FIG. 4



FIG. 5

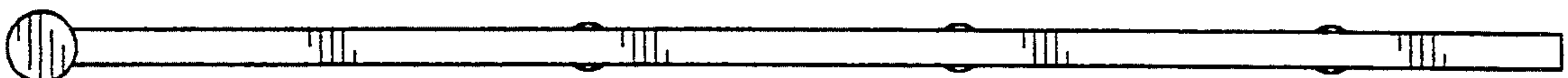
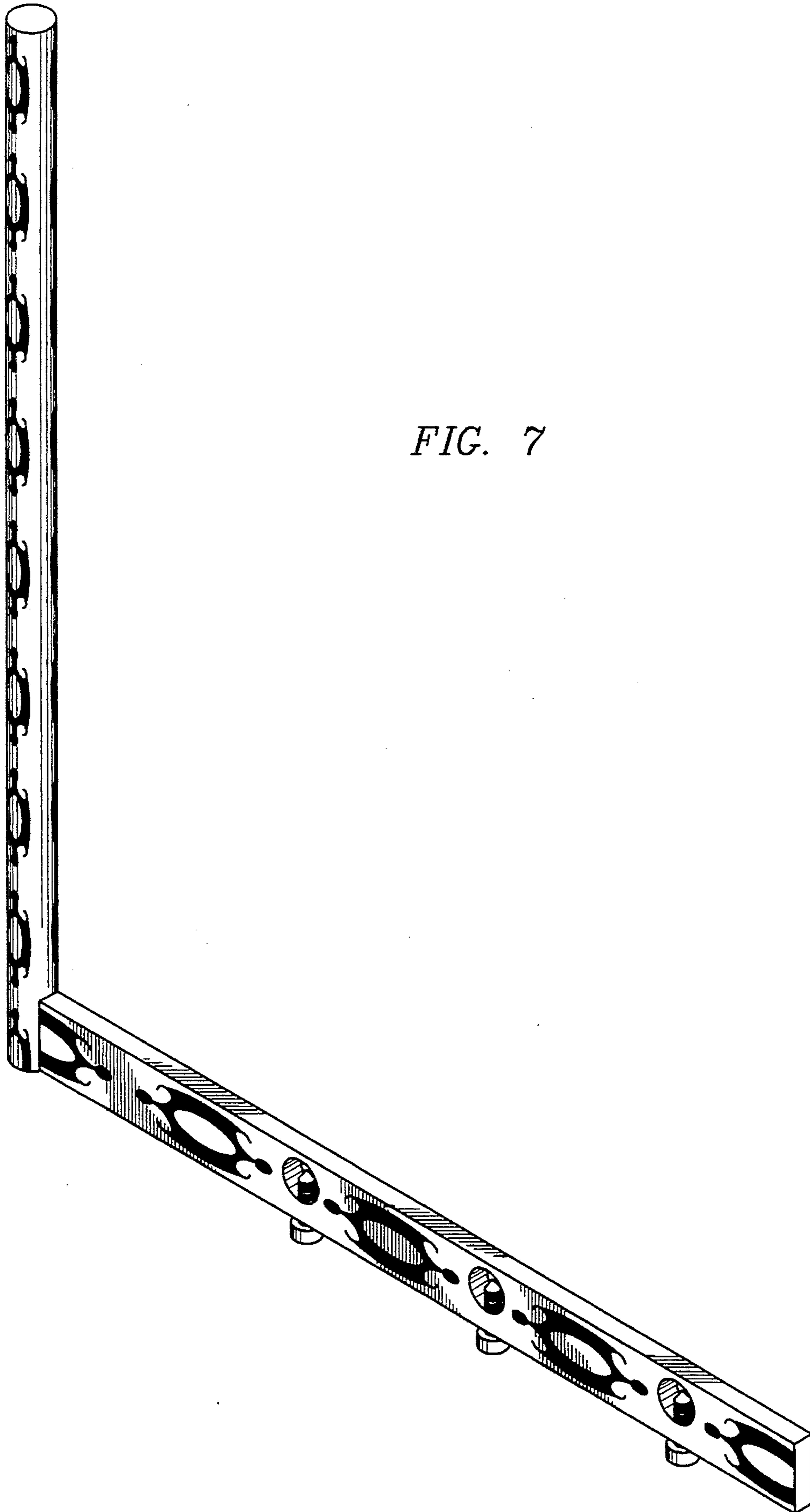


FIG. 6





*FIG. 7*