



US00D358384S

United States Patent [19]

[11] Patent Number: **Des. 358,384**

Goodner

[45] Date of Patent: **** May 16, 1995**

[54] **COMPUTER FRONT PANEL**

D. 340,044 10/1993 Chu D14/115
D. 349,108 7/1994 Chang et al. D14/115

[75] Inventor: **Douglas E. Goodner**, Austin, Tex.

Primary Examiner—Freda S. Nunn
Attorney, Agent, or Firm—Paul S. Drake

[73] Assignee: **International Business Machines Corporation**, Armonk, N.Y.

[57] **CLAIM**

[**] Term: **14 Years**

The ornamental design for the computer front panel, as shown and described.

[21] Appl. No.: **21,248**

DESCRIPTION

[22] Filed: **Apr. 13, 1994**

[52] U.S. Cl. **D14/115**

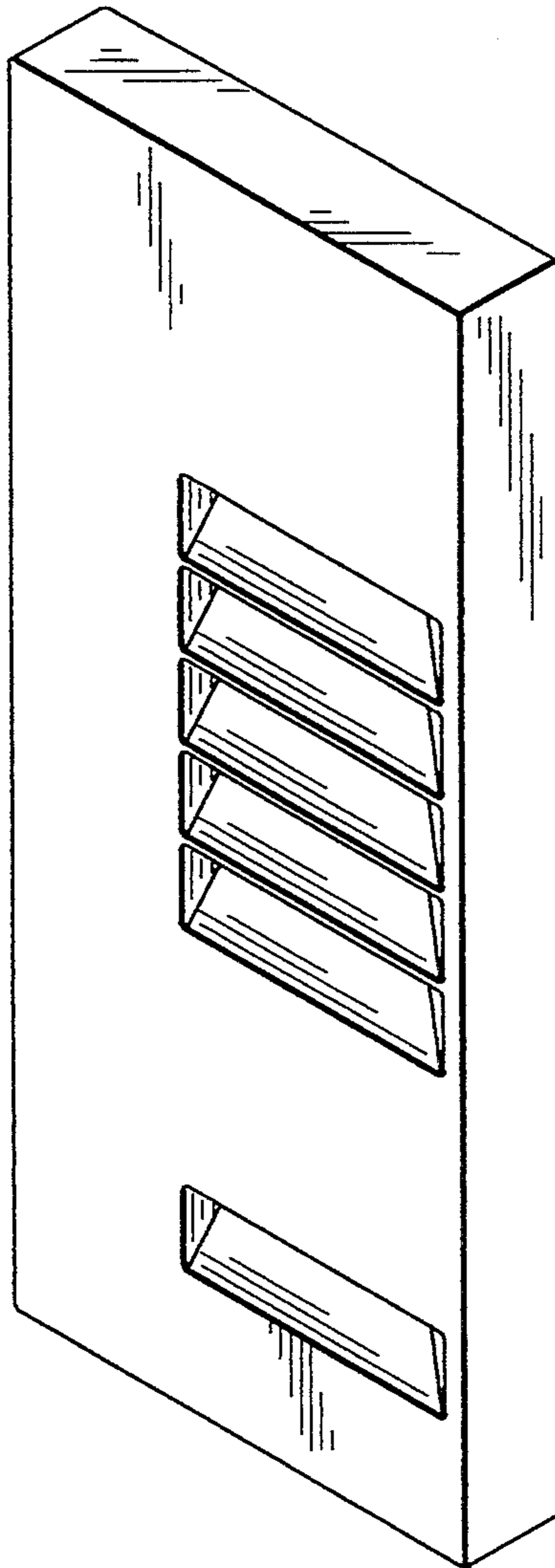
[58] Field of Search D14/100, 102, 107-109,
D14/115, 257, 258; D13/162, 184, 199;
312/223.2; 358/249, 254; 361/600, 622,
724-728

FIG. 1 is a front elevational view of a computer front panel showing my new design;
FIG. 2 is a top plan view thereof;
FIG. 3 is a bottom plan view thereof;
FIG. 4 is a left side elevational view thereof;
FIG. 5 is a right side elevational view thereof;
FIG. 6 is a reduced top front and right side perspective view thereof; and,
FIG. 7 is a reduced bottom front and left side perspective view thereof.

[56] **References Cited**

U.S. PATENT DOCUMENTS

D. 315,149 3/1991 Welch D14/115
D. 335,659 5/1993 Sharp D14/115



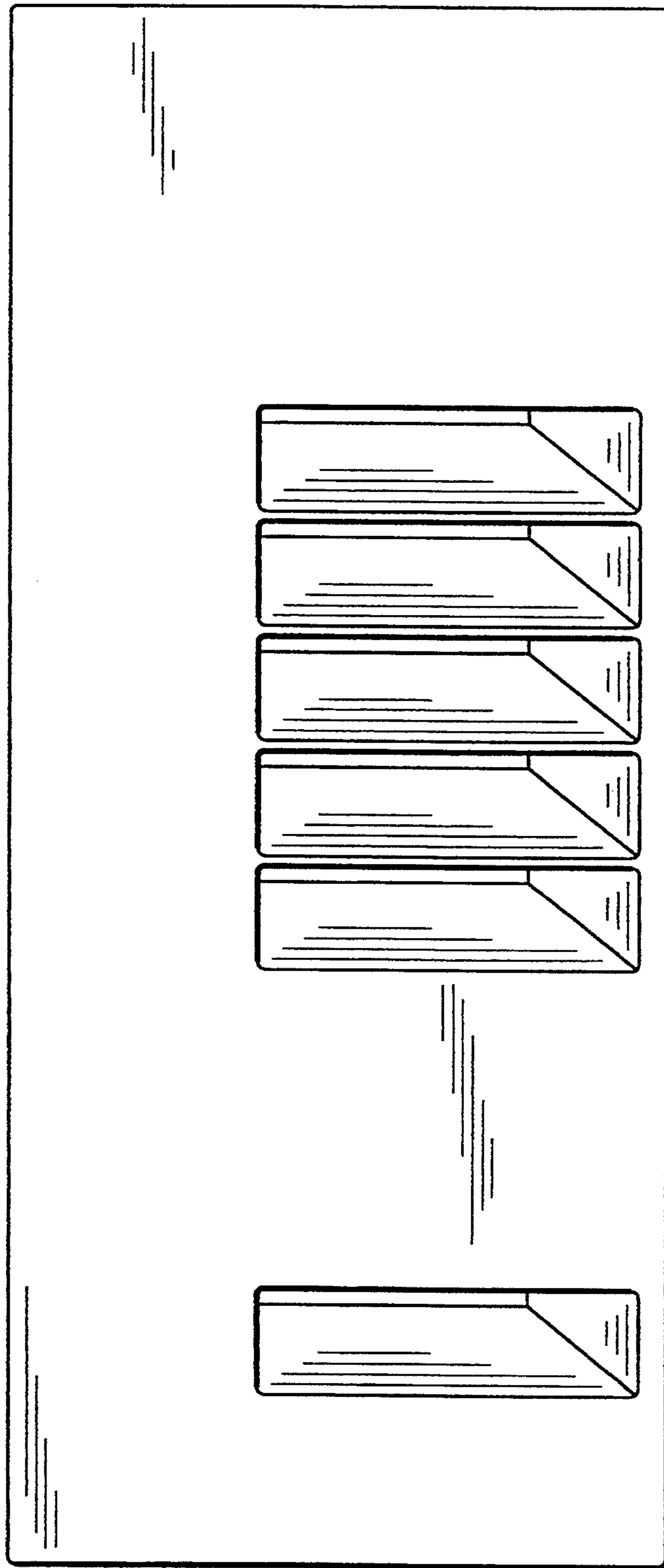


FIG. 1

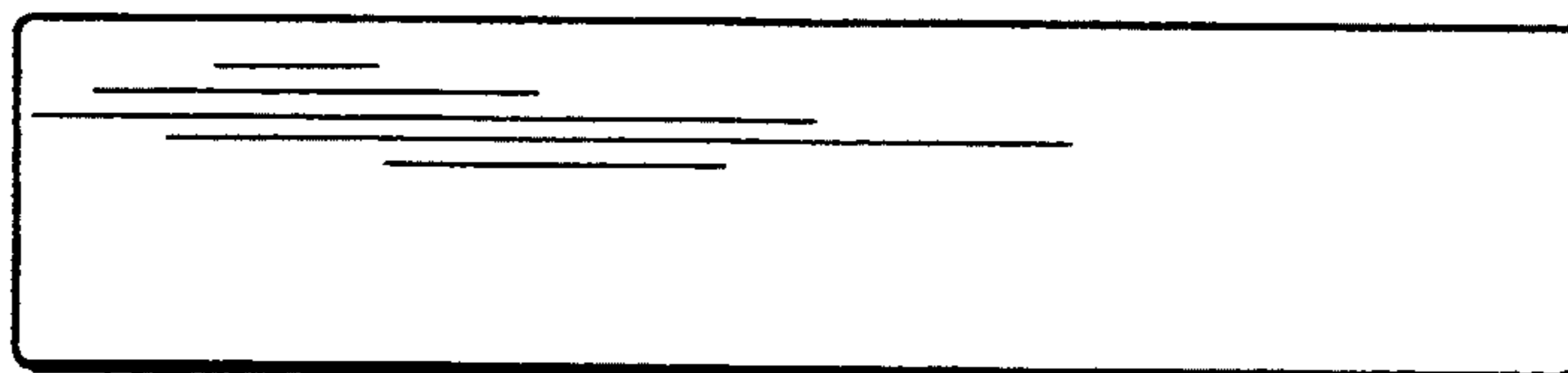


FIG. 2




FIG. 3




FIG. 4




FIG. 5




FIG. 6

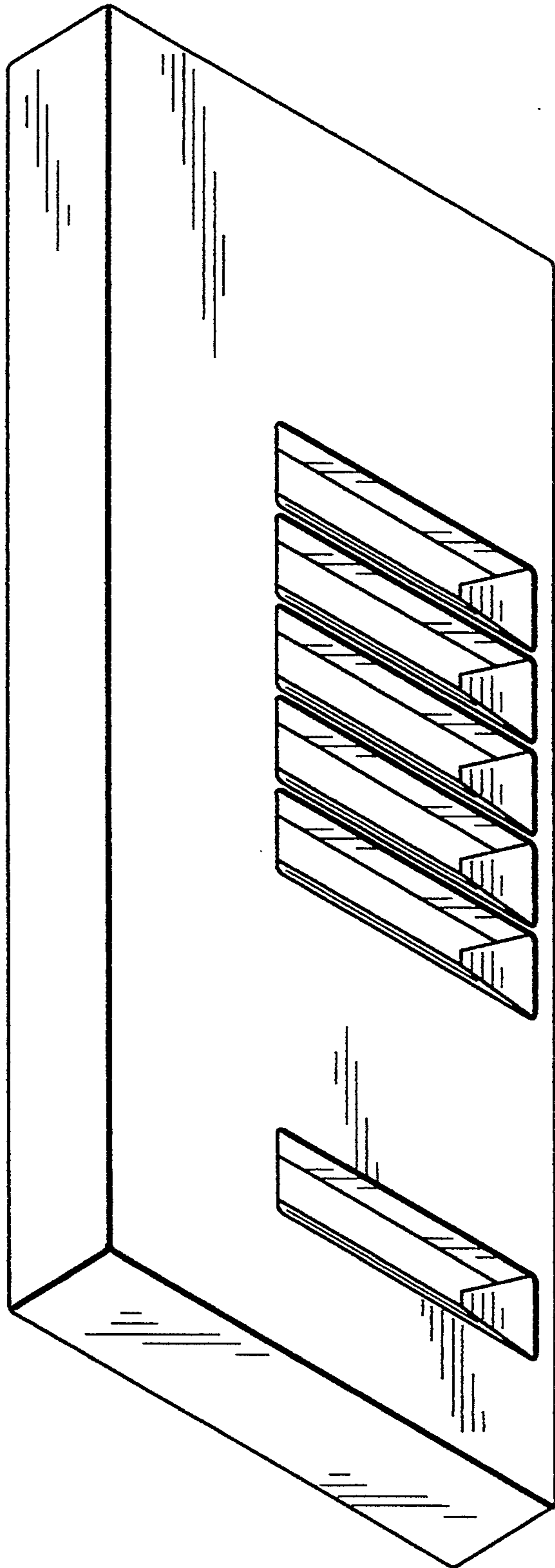


FIG. 7