



US00D358333S

United States Patent [19]

[11] Patent Number: **Des. 358,333**

Stockwell et al.

[45] Date of Patent: **** May 16, 1995**

[54] **SIDEWALLS FOR A BOTTLE**

[75] Inventors: **Kenneth M. Stockwell**, Midland, Mich.; **Daniel C. Wilson**, Midland, Mich.; **William J. Britt**, Zionsville, Ind.

[73] Assignee: **DowBrands Inc.**, Indianapolis, Ind.

[**] Term: **14 Years**

[21] Appl. No.: **14,449**

[22] Filed: **Oct. 22, 1993**

[52] U.S. Cl. **D9/531; D9/528**

[58] Field of Search **D9/531, 528, 527, 523, D9/575, 543, 434, 499; 215/1 R, 1 C, 100 A**

- D. 320,553 10/1991 McLin .
- D. 323,456 1/1992 Gonda D9/527
- D. 334,344 3/1993 Reif .
- 4,804,097 2/1989 Alberghini et al. .
- 4,946,053 8/1990 Conrad .
- 4,969,922 11/1990 Platte, Sr. .
- 4,993,565 2/1991 Ota et al. .
- 5,002,199 3/1991 Frahm .
- 5,141,121 8/1992 Brown et al. .
- 5,178,290 1/1993 Ota et al. .
- 5,199,587 4/1993 Ota et al. .

Primary Examiner—Lucy J. Lieberman

[57] **CLAIM**

The ornamental designs for sidewalls for a bottle, as shown and described.

[56] **References Cited**

U.S. PATENT DOCUMENTS

- D. 90,122 6/1933 Mengle .
- D. 195,697 7/1963 Price et al. .
- D. 196,750 10/1963 Koenigsberg et al. .
- D. 199,812 12/1964 Platte et al. .
- D. 208,110 7/1967 Linn D9/531
- D. 212,410 10/1968 Platte et al. .
- D. 221,211 7/1971 Douglas et al. .
- D. 223,142 3/1972 Koenigsberg et al. .
- D. 237,252 10/1975 Armbruster et al. .
- D. 258,419 3/1981 Wilson et al. D9/531
- D. 275,734 1/1984 Voice .
- D. 280,487 9/1985 Lane D9/528
- D. 282,349 1/1986 Larson et al. .
- D. 293,551 1/1988 Britt D9/531 X
- D. 302,246 7/1989 Ross .

DESCRIPTION

FIG. 1 is a side elevational view of a sidewalls for a bottle showing our new ornamental design, the opposite side being a mirror image thereof;

FIG. 2 is a front elevational view thereof;

FIG. 3 is a rear elevational view thereof;

FIG. 4 is a top view thereof;

FIG. 5 is a side elevational view of a second embodiment of the sidewalls for a bottle, the opposite side elevational view is a mirror image thereof;

FIG. 6 is a front elevational view of FIG. 5;

FIG. 7 is a rear elevational view of FIG. 5; and,

FIG. 8 is a top plan view of FIG. 5.

The broken line showing of a bottom portion of a bottle and a bottle neck is for illustrative purposes only and does not form part of the claimed design.

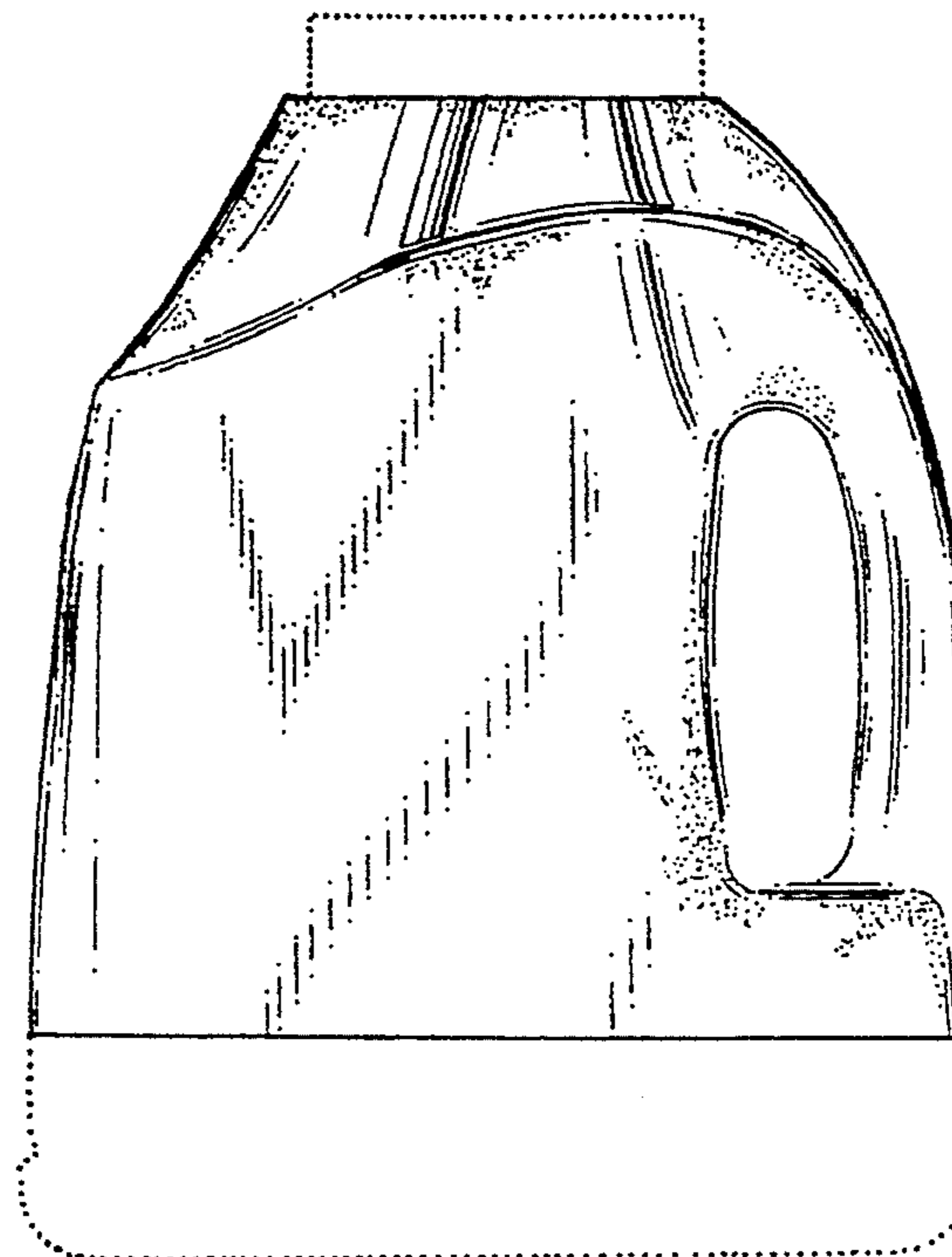


Fig. 4

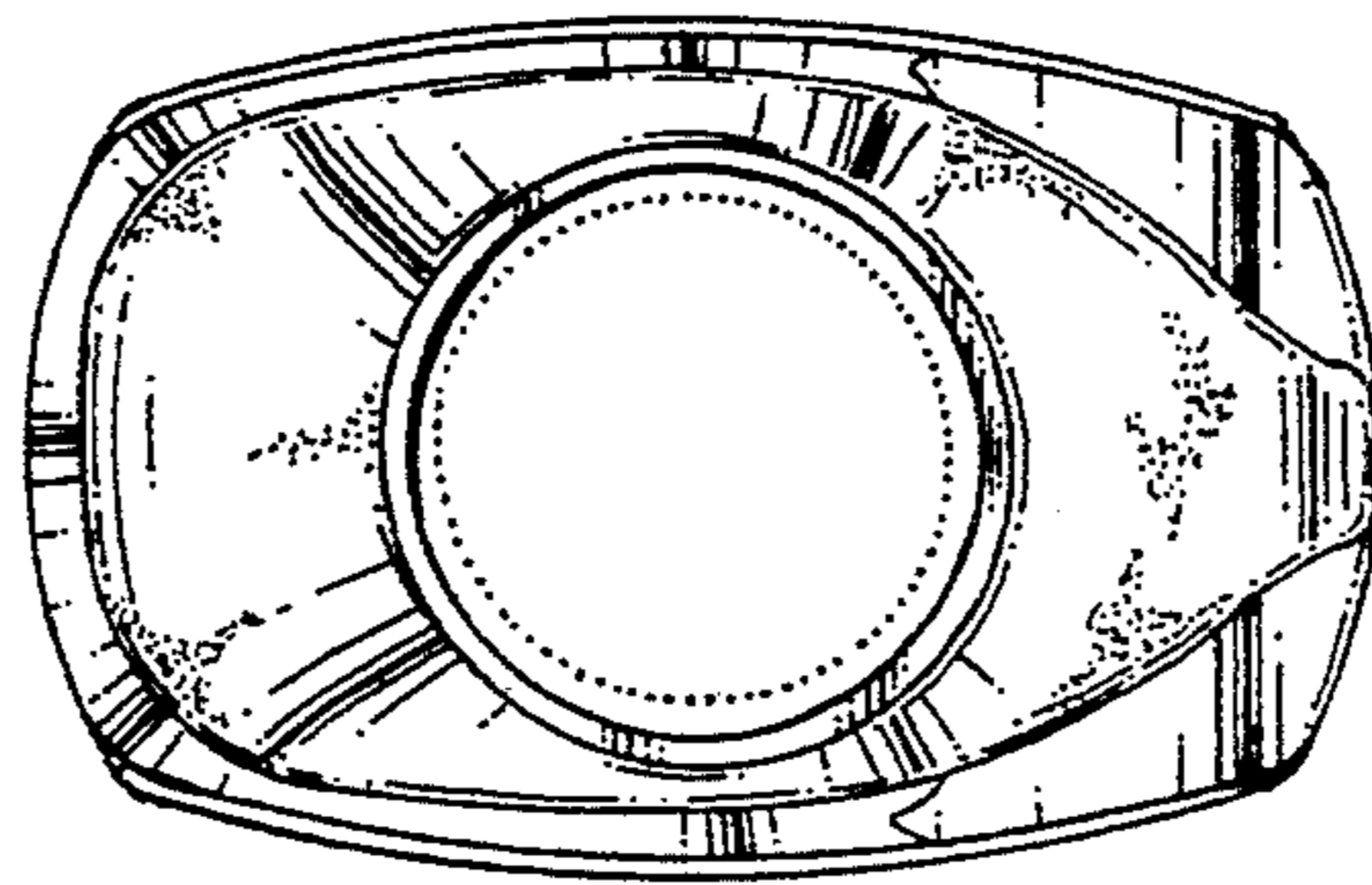


Fig. 2




Fig. 1

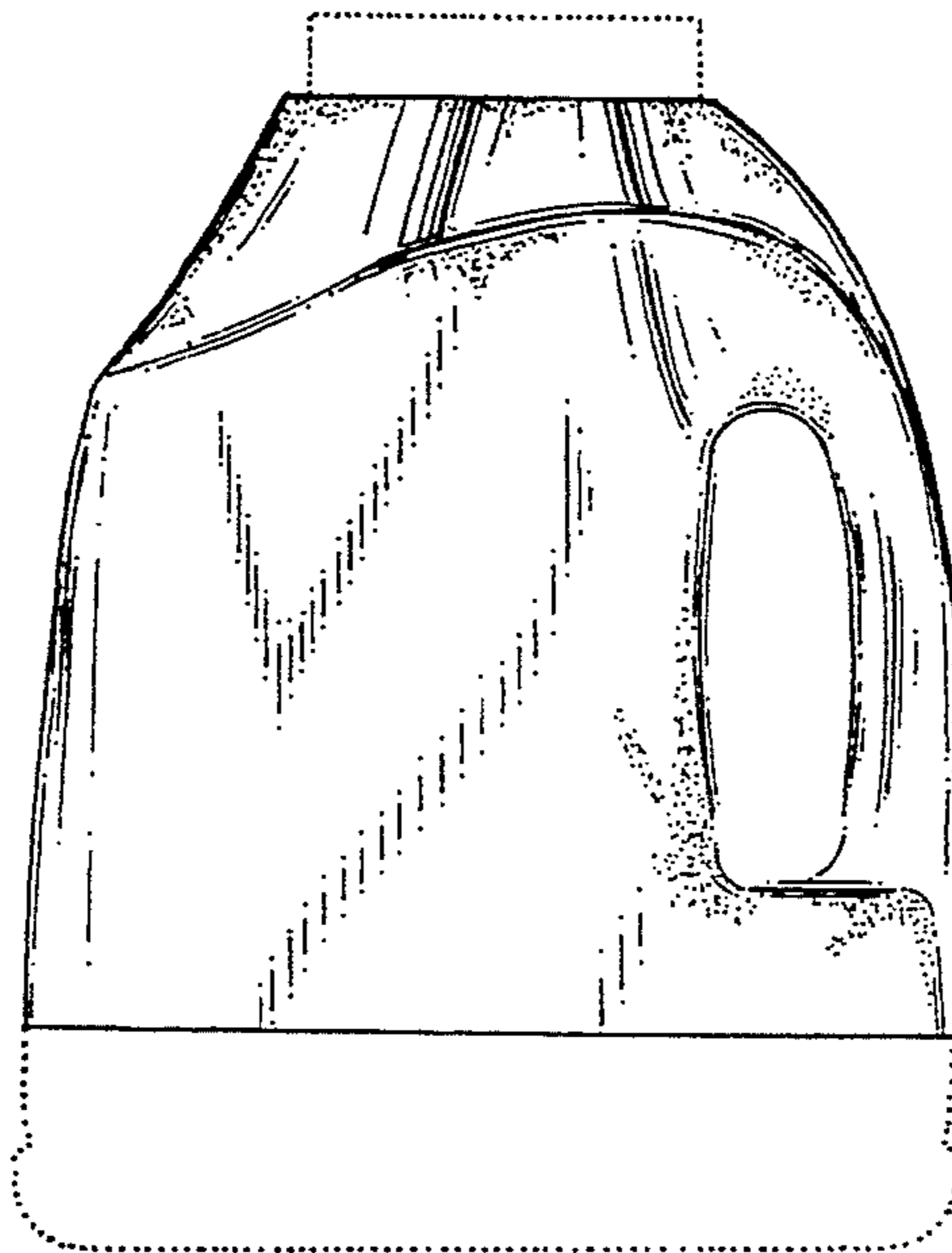


Fig. 3

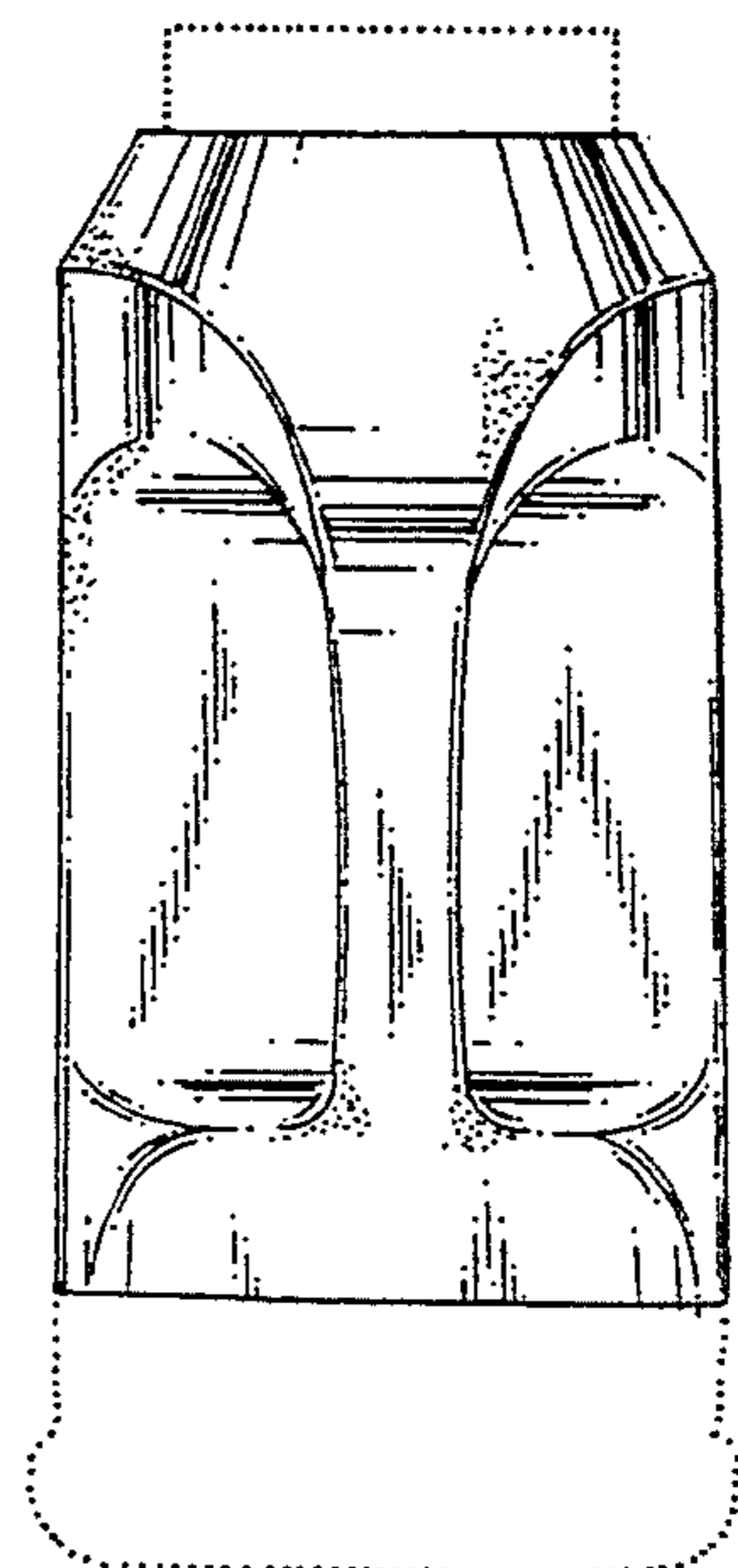


Fig. 8

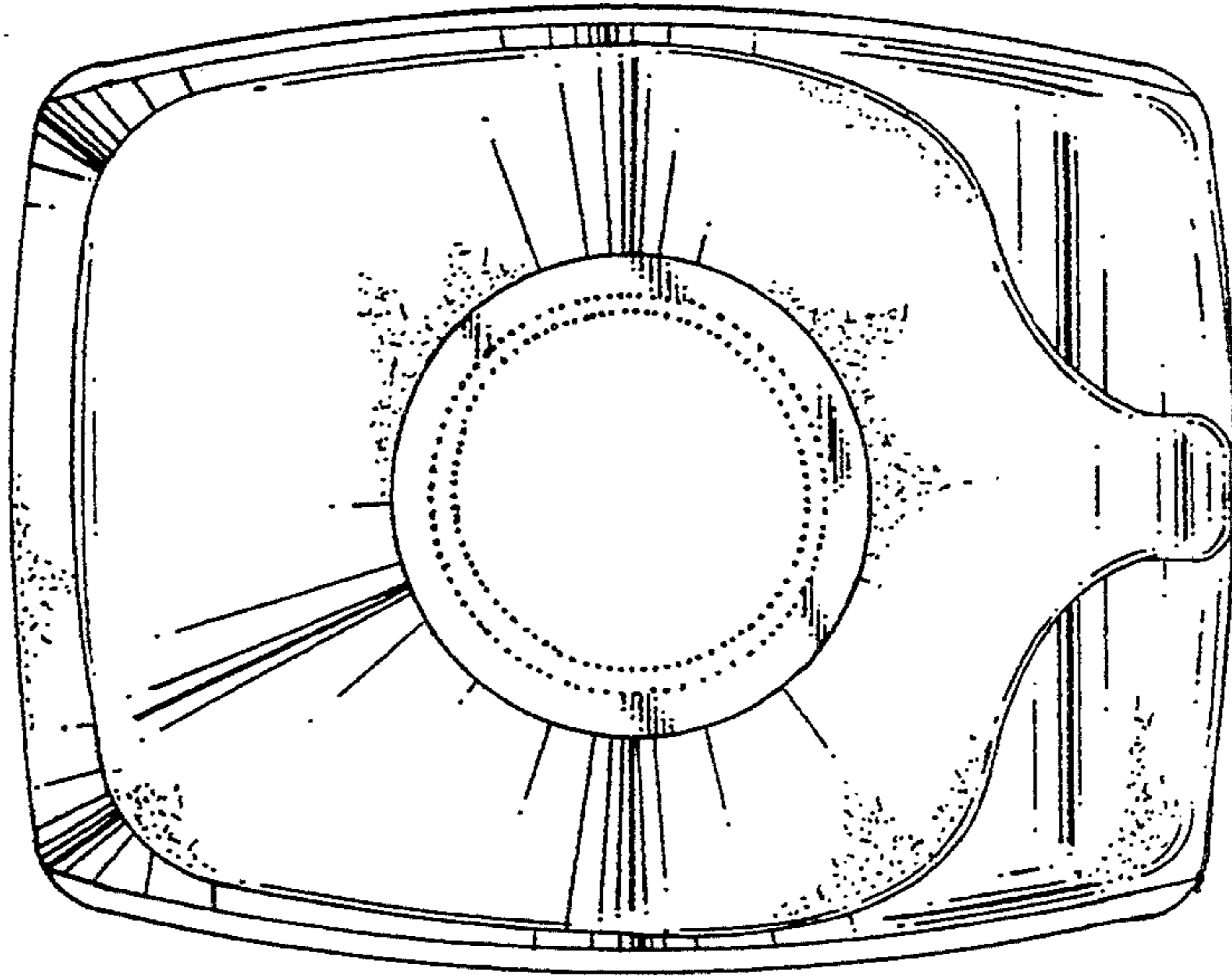


Fig. 5

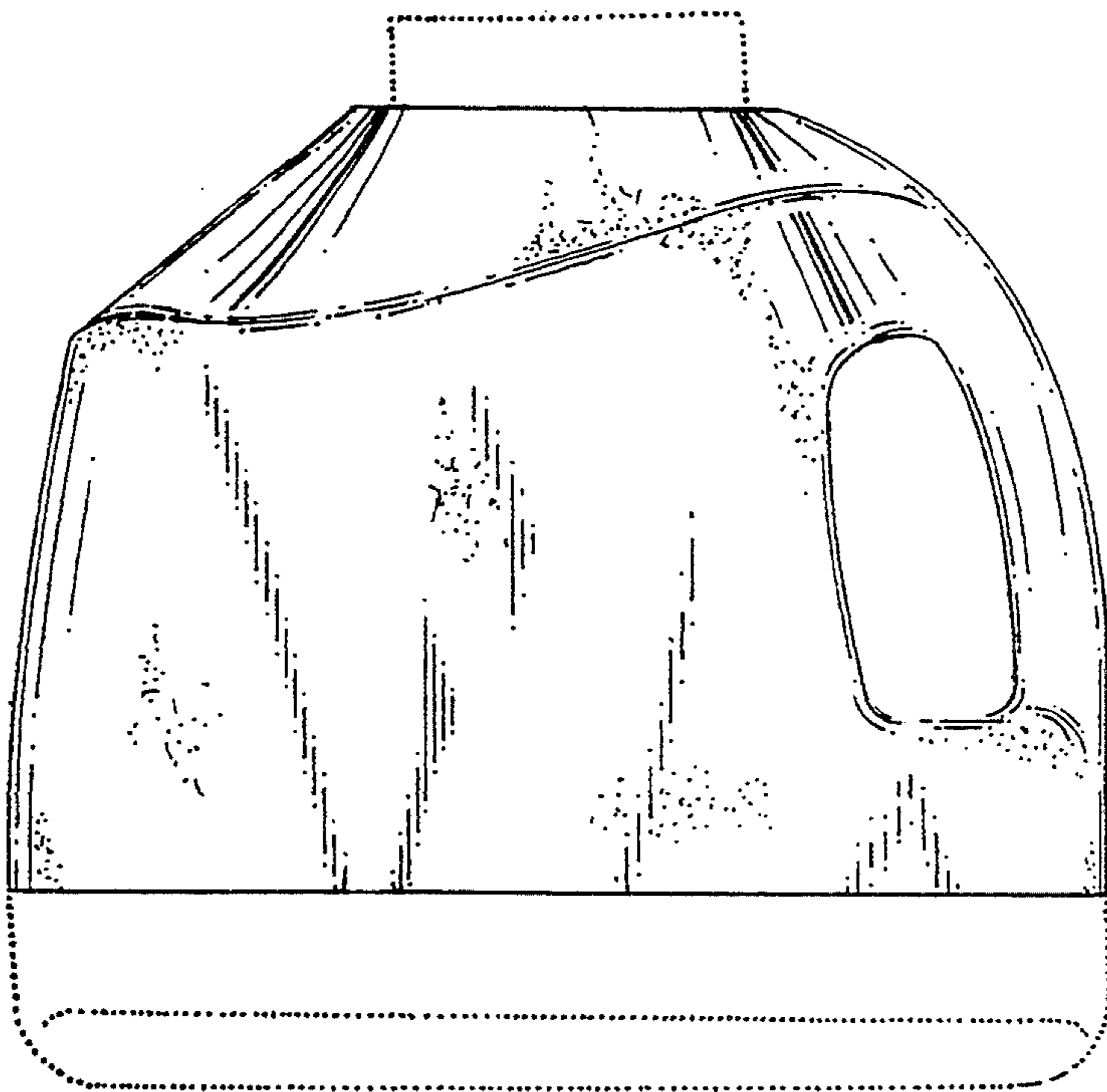


Fig. 6

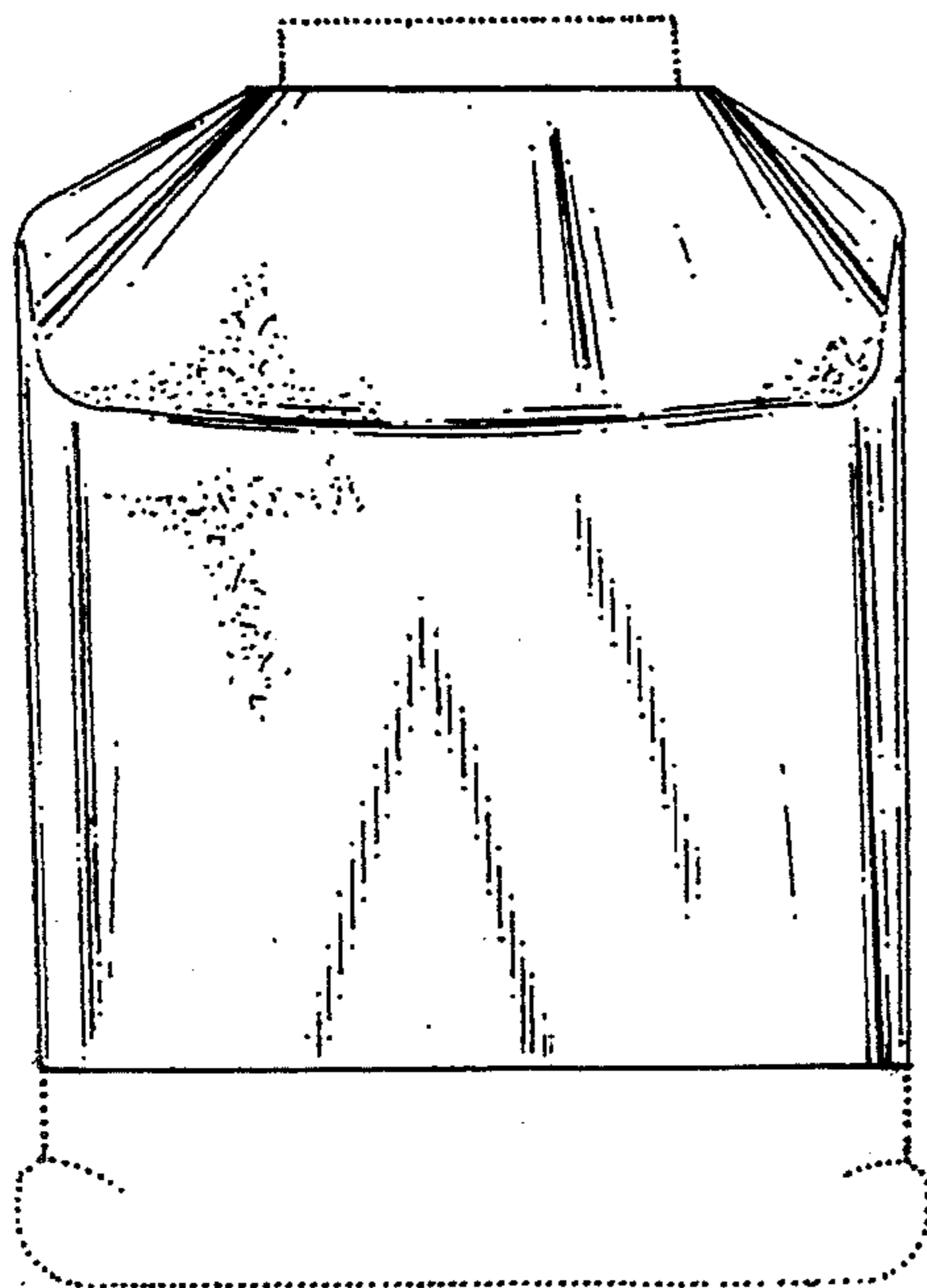


Fig. 7

