



US00D358330S

United States Patent [19]

[11] Patent Number: **Des. 358,330**

Kahl

[45] Date of Patent: **** May 16, 1995**

- [54] CONTAINER FOR GASOLINE
- [75] Inventor: **W. Henry Kahl**, Wooster, Ohio
- [73] Assignee: **Rubbermaid Specialty Products Inc.**,
Wooster, Ohio
- [**] Term: **14 Years**
- [21] Appl. No.: **22,982**
- [22] Filed: **May 16, 1994**
- [52] U.S. Cl. **D9/520; D9/524;**
D9/527
- [58] Field of Search **D9/524, 527, 528, 347,**
D9/533, 520; 215/1 R, 1 C, 100 A; 220/771;
D23/202

- D. 340,645 10/1993 Bridger et al. D9/528
- 3,927,797 12/1975 Flider 220/318
- 4,579,260 4/1986 Young et al. 222/465
- 4,658,975 4/1987 Cone 215/100 A
- 4,856,664 8/1989 Gillspie et al. 215/31
- 5,295,610 3/1994 Levison D9/524 X

FOREIGN PATENT DOCUMENTS

- 457121 11/1991 European Pat. Off. 220/771

OTHER PUBLICATIONS

- P. 36, Beverage server; Modern Packaging, address unknown. Publication date May, 1964.
- P. 19, Water Can-Tainer; Rubbermaid Specialty Products Inc., 1147 Akron Road, Wooster, Ohio 44691. Publication date 1993.

Primary Examiner—Lucy J. Lieberman
Attorney, Agent, or Firm—Richard B. O’Planick; Lisa B. Riedesel

[56] References Cited

U.S. PATENT DOCUMENTS


- D. 202,744 11/1965 Greenwell D58/17
- D. 214,995 8/1969 Shutt D9/175
- D. 224,616 8/1972 Schieser D9/527
- D. 245,577 8/1977 Smythe D9/527 X
- D. 248,830 8/1978 Anderson D9/52
- D. 253,750 12/1979 Uyeda D9/524
- D. 256,665 9/1980 Smythe D9/527
- D. 257,763 1/1981 Cambic D9/370
- D. 284,641 7/1986 Jones D9/341
- D. 301,689 6/1989 Fick et al. D9/374
- D. 310,170 8/1990 Barte D9/527 X
- D. 312,210 11/1990 Myerson et al. D9/376
- D. 321,650 11/1991 Braginetz D9/374
- D. 329,813 9/1992 Richter et al. D9/524
- D. 338,158 8/1993 Poirier D9/527
- D. 340,640 10/1993 Ferguson D9/524

[57] CLAIM

The ornamental design for a container for gasoline, as shown and described.

DESCRIPTION

FIG. 1 is a right side and rear perspective view of a container for gasoline showing my new design;
 FIG. 2 is a right side elevation, the left side elevation is a mirror image thereto;
 FIG. 3 is a rear elevation thereof;
 FIG. 4 is a front elevation thereof;
 FIG. 5 is a top plan view thereof; and,
 FIG. 6 is a bottom plan view thereof.



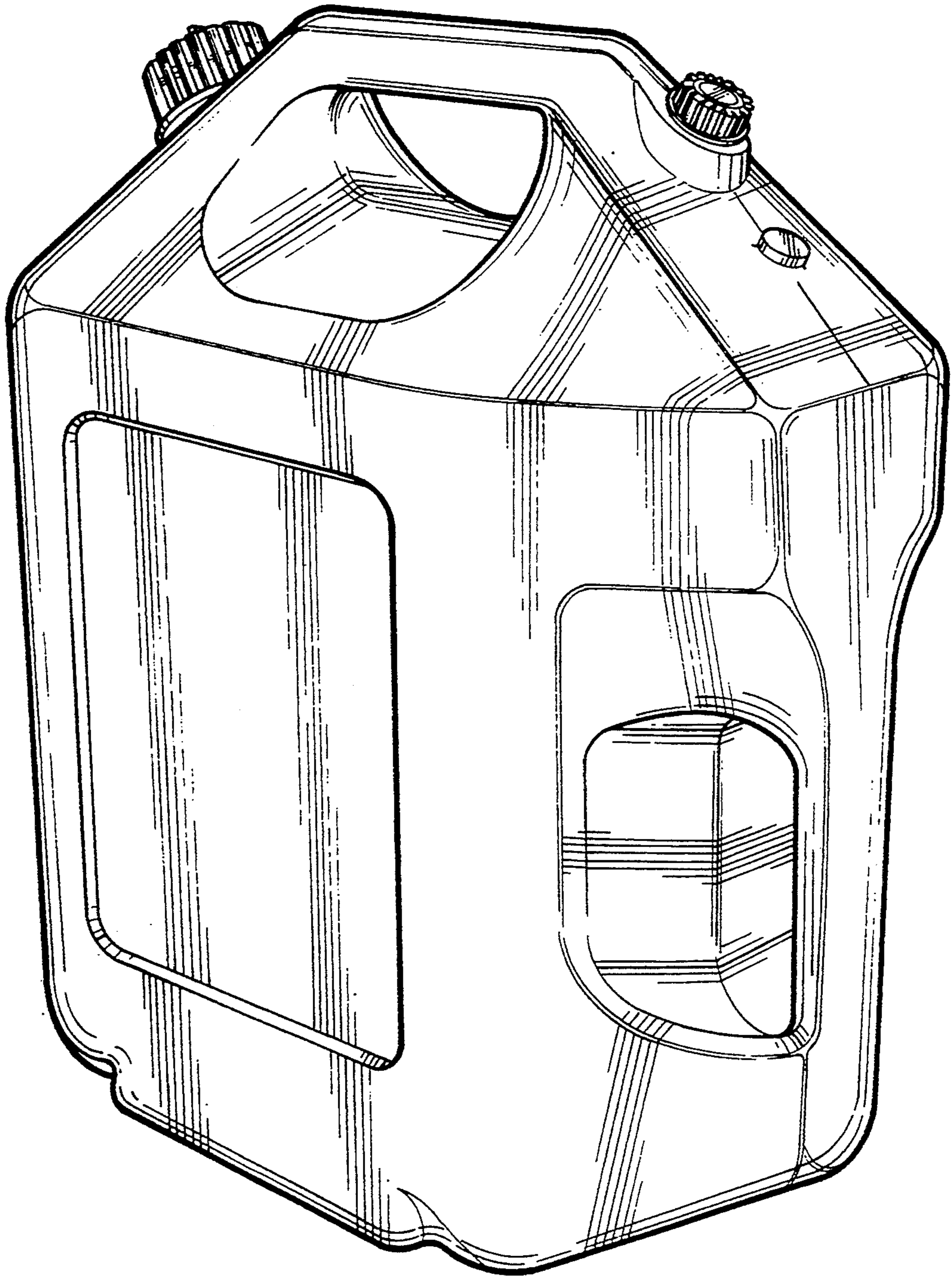


Fig-1




Fig-2




Fig-3

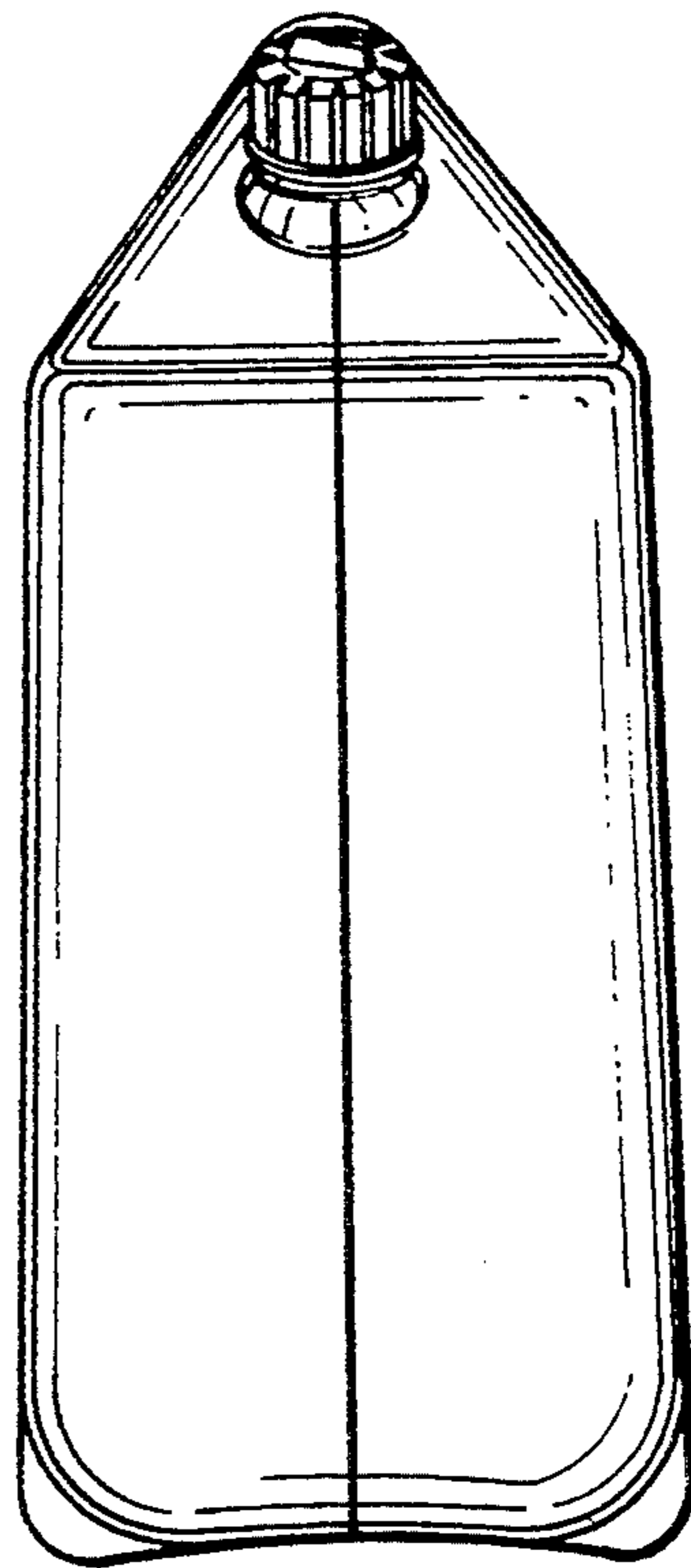


Fig-4

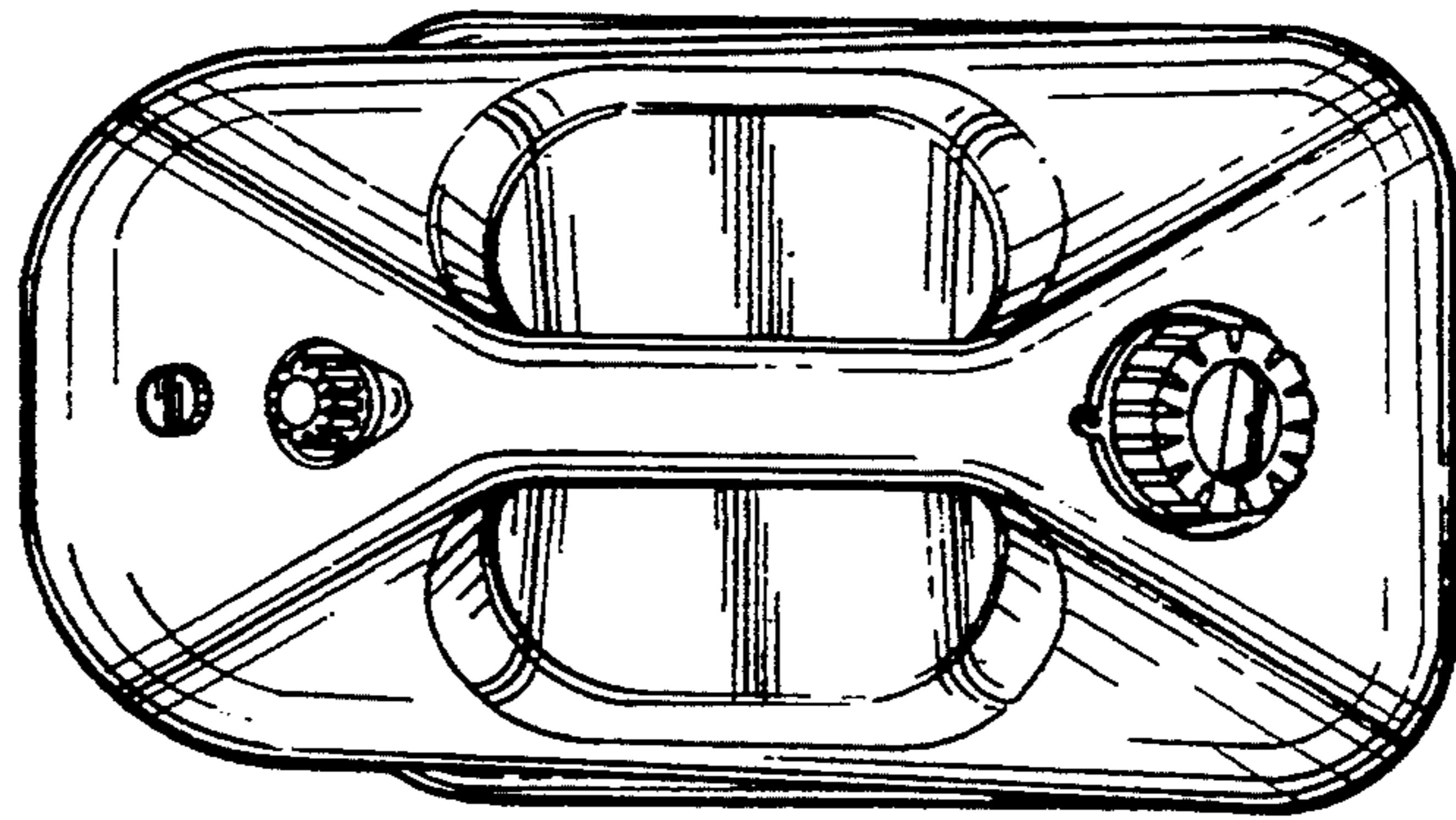


Fig-5

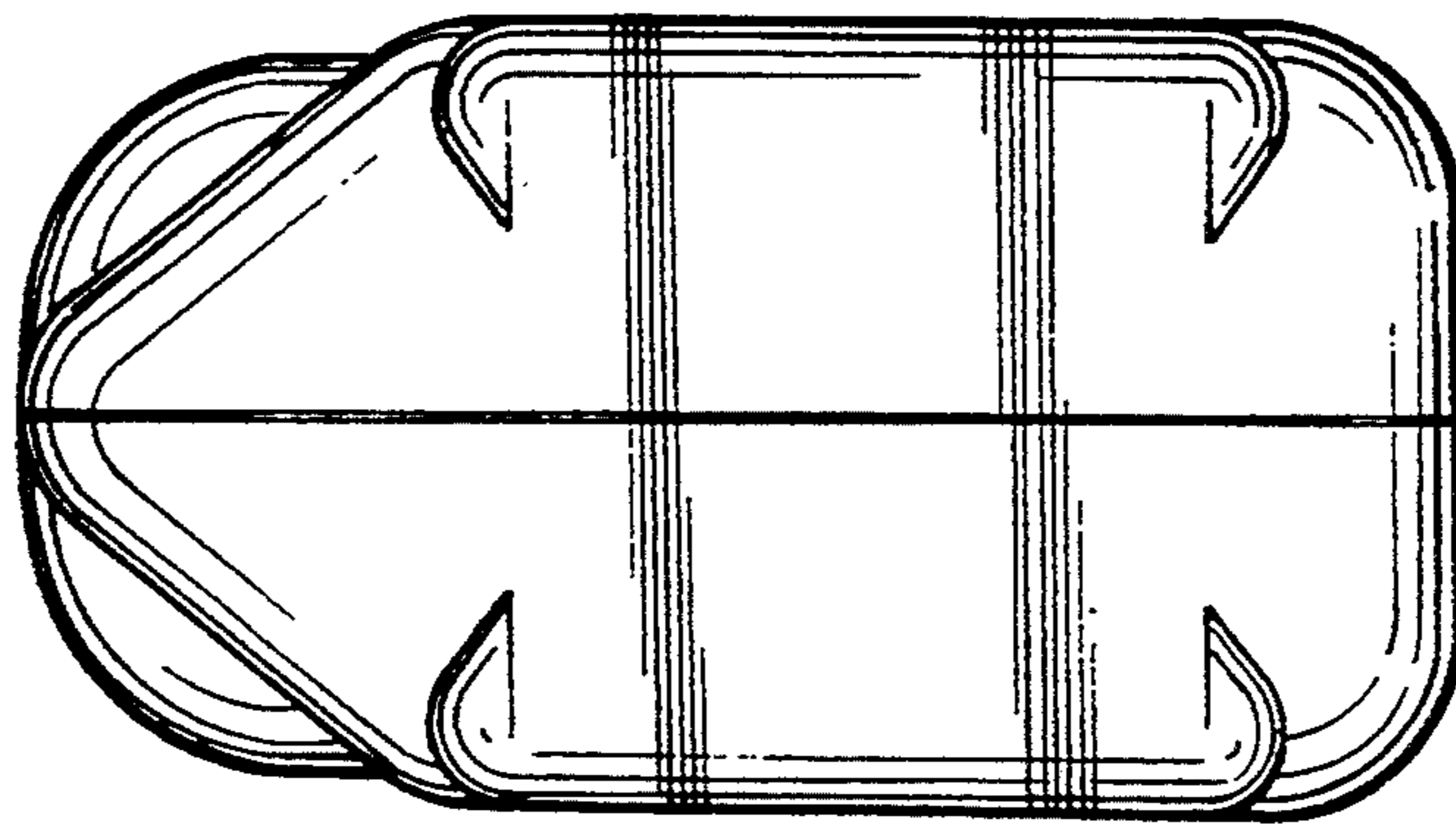


Fig-6