



US00D358295S

# United States Patent [19]

[11] Patent Number: **Des. 358,295**

**Moench**

[45] Date of Patent: **\*\* May 16, 1995**

[54] **VALVE COUPLING**

[76] Inventor: **Thomas S. Moench**, 2450 Abscher Rd., St. Cloud, Fla. 34771

[\*\*] Term: **14 Years**

[21] Appl. No.: **12,988**

[22] Filed: **Sep. 16, 1993**

[52] U.S. Cl. .... **D7/398; D9/447; D9/449**

[58] **Field of Search** ..... **D7/507, 509, 510, 511, D7/512, 513, 514, 519, 523, 392, 392.1, 300, 398, 300.1; D9/447, 449, 557; 220/714, 715; D23/262; D12/411, 114; 141/5**

[56] **References Cited**

**U.S. PATENT DOCUMENTS**

- D. 268,567 4/1983 Kojima ..... D12/411 X
- D. 272,139 1/1984 Boughton ..... D7/511 X
- D. 275,316 8/1984 Hayes ..... D23/262
- D. 310,629 9/1990 Hoffman ..... D9/503
- D. 313,067 12/1990 Kotake et al. .... D23/262
- D. 327,016 6/1992 Leuenberger ..... D9/447

- D. 337,273 7/1993 Thatcher ..... D9/557 X
- D. 337,274 7/1993 Thatcher ..... D9/557 X
- D. 339,503 9/1993 Callaway ..... D7/510
- D. 340,217 10/1993 Delage et al. .... D12/411
- D. 343,791 2/1994 Pitaknarongphorn ..... D9/503

*Primary Examiner*—Alan P. Douglas  
*Assistant Examiner*—M. N. Pandozzi  
*Attorney, Agent, or Firm*—Steven C. Stewart; James H. Beusse

[57] **CLAIM**

The ornamental design for a valve coupling, as shown and described.

**DESCRIPTION**

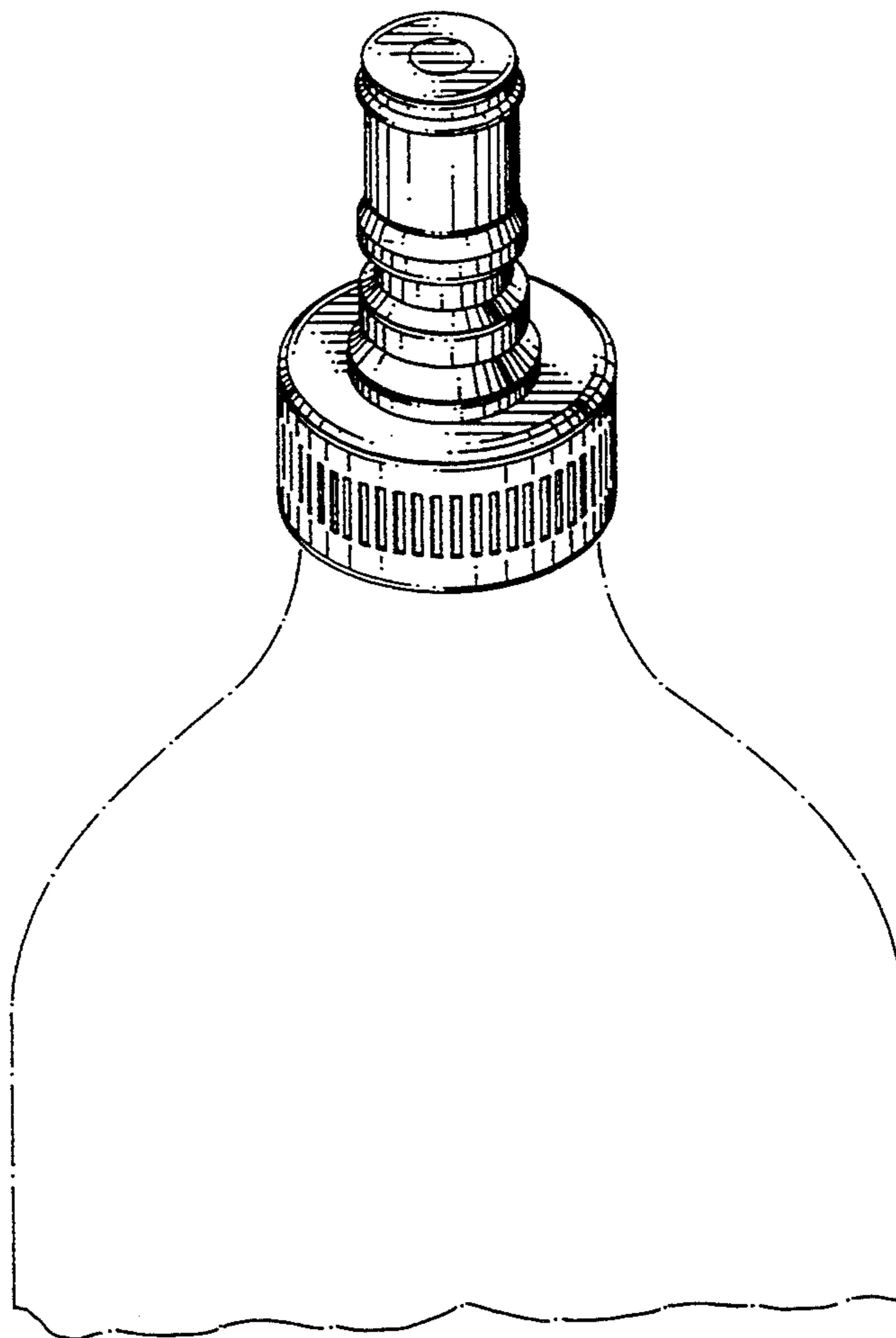
FIG. 1 is a top front perspective view of a valve coupling showing my new design;

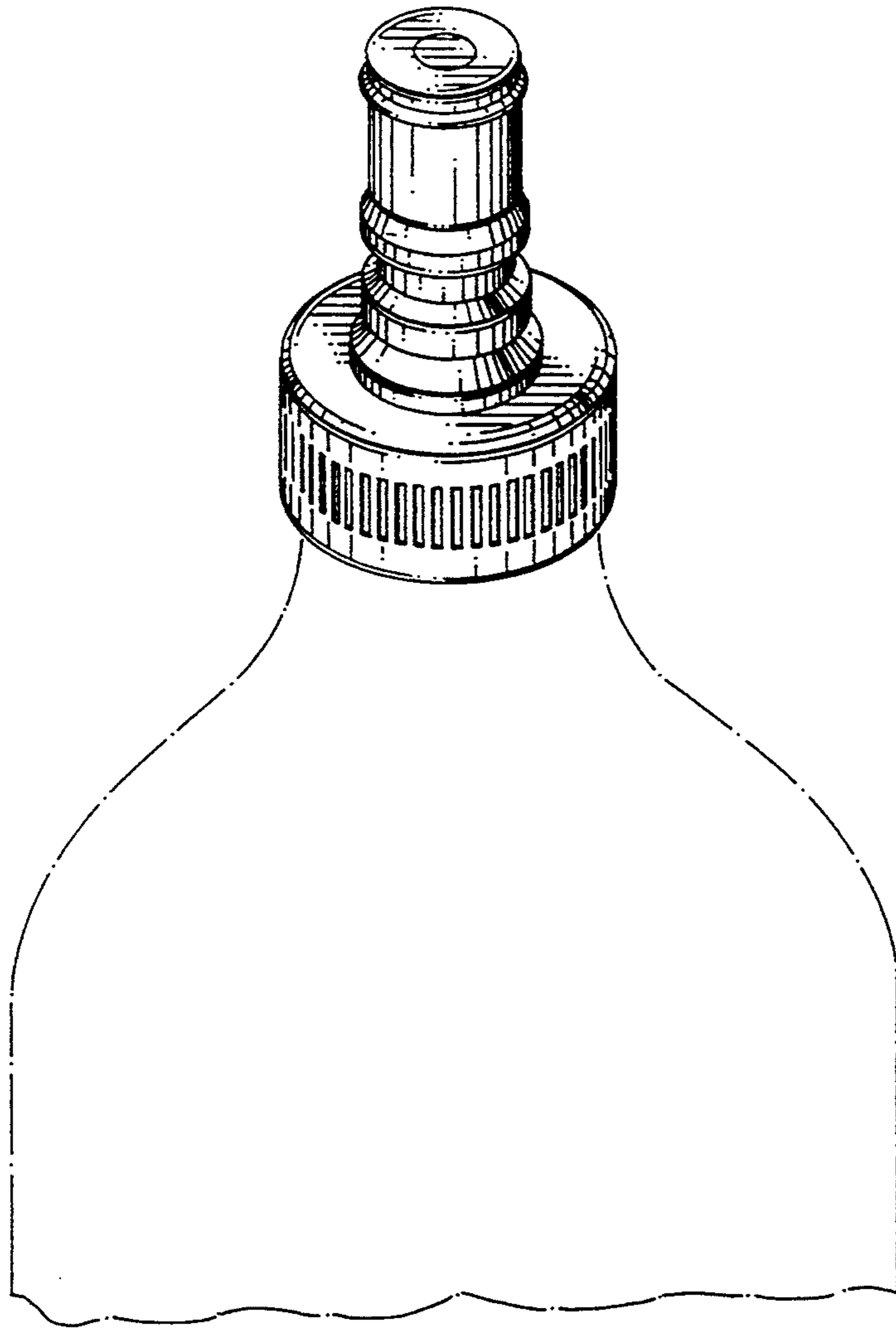
FIG. 2 is a top view of the valve coupling;

FIG. 3 is a bottom view of the valve coupling; and,

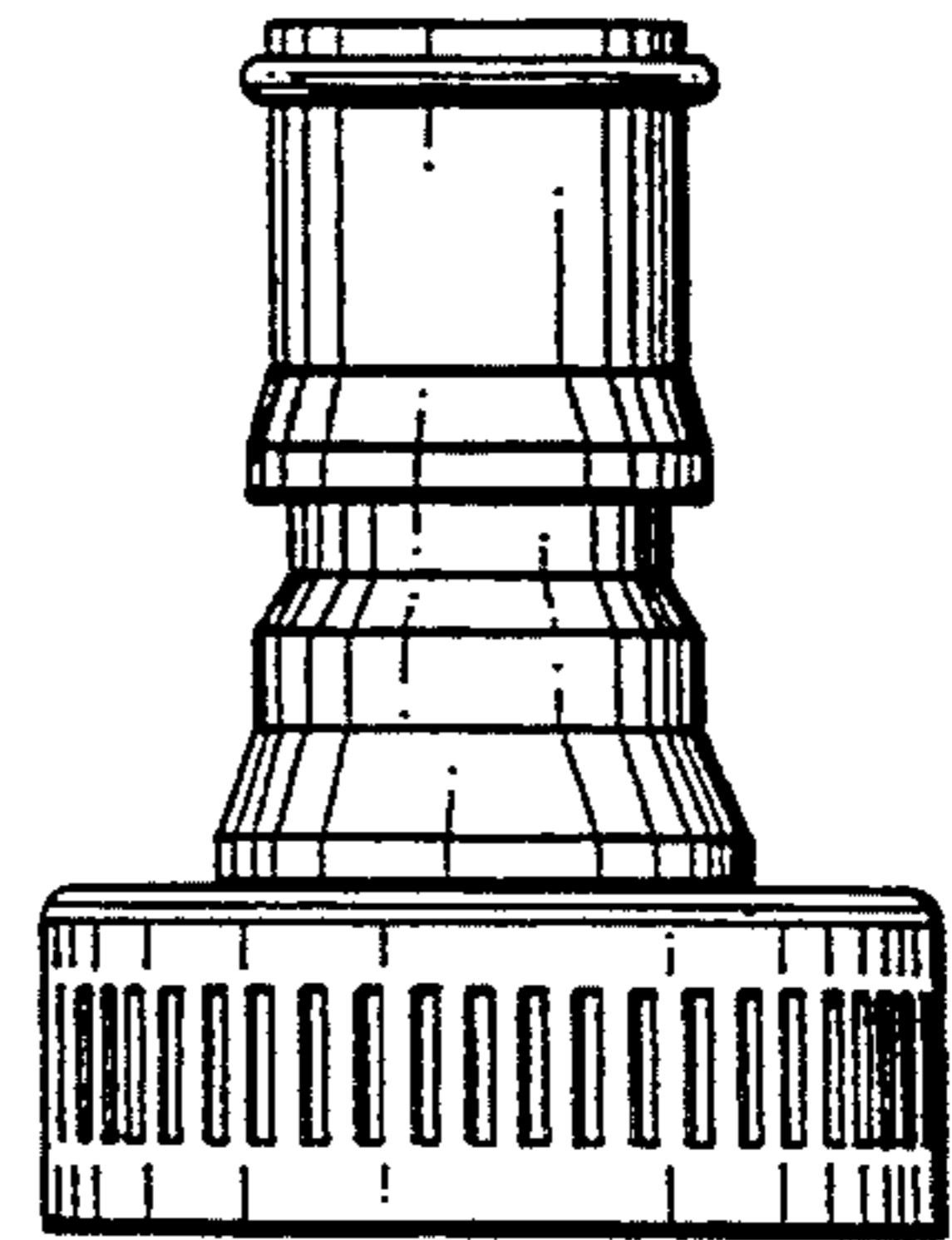
FIG. 4 is a side elevational view of the valve coupling of FIG. 1.

The broken line showing of a bottle portion in FIG. 1 is for illustrative purposes only and forms no part of the claimed design.

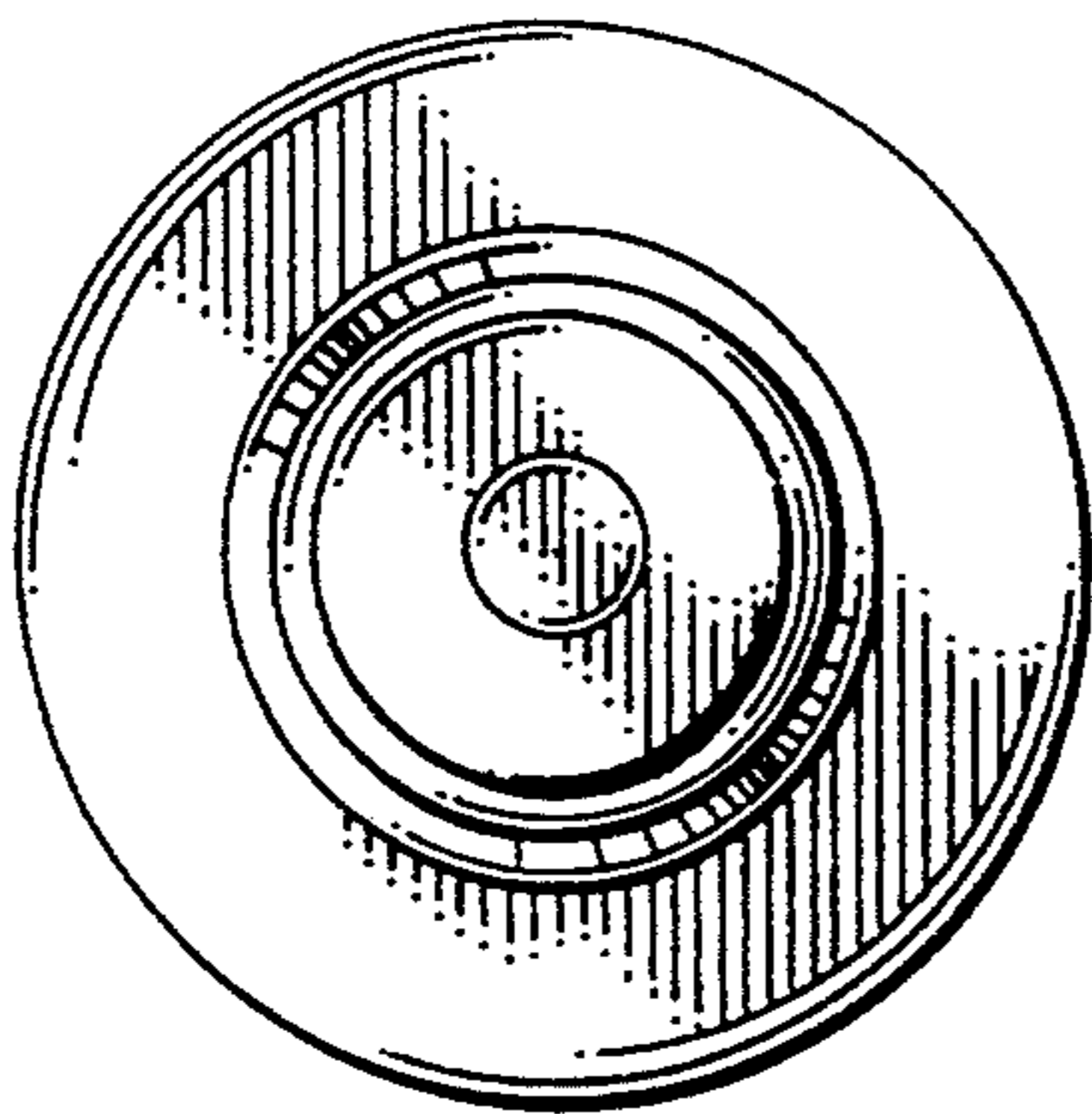




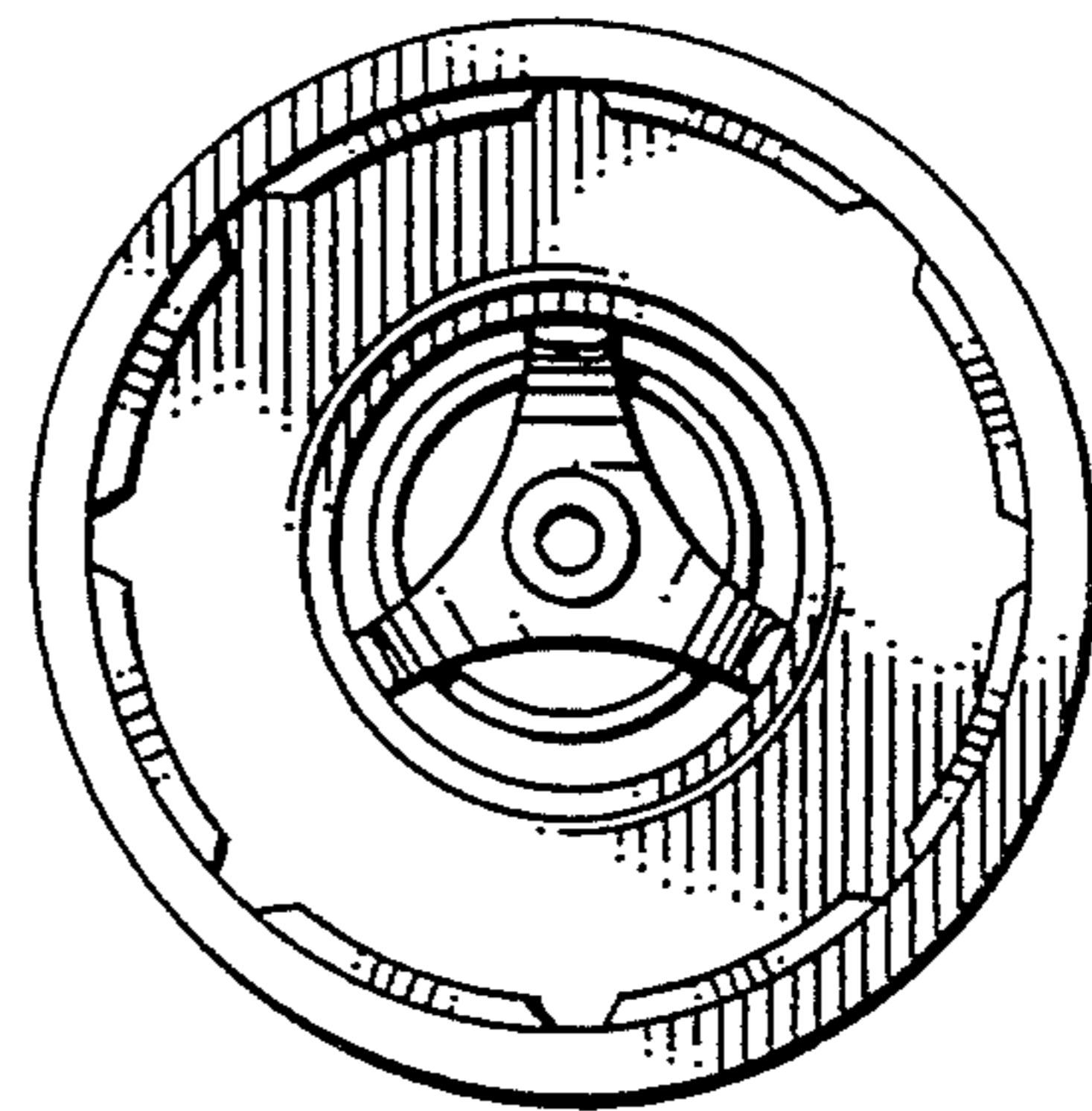
*FIG. 1*



*FIG. 4*



*FIG. 2*



*FIG. 3*