



US00D358282S

**United States Patent** [19]  
**Caldwell**

[11] **Patent Number: Des. 358,282**

[45] **Date of Patent: \*\* May 16, 1995**

[54] **TABLE**

[76] Inventor: **John Caldwell**, 1829 Warwick Rd.,  
San Marino, Calif. 91108

[\*\*] Term: **14 Years**

[21] Appl. No.: **10,740**

[22] Filed: **Jul. 16, 1993**

[52] U.S. Cl. .... **D6/480; D6/486;**  
D6/488

[58] Field of Search ..... **D6/480-489,**  
D6/495-499, 451; 108/150, 153, 156, 161

[56] **References Cited**

**U.S. PATENT DOCUMENTS**

D. 235,953	7/1975	Uyeda	.....	D6/487
D. 266,548	10/1982	Huber, Jr.	.....	D6/480
D. 335,789	5/1993	Adams	.....	D6/495
D. 337,010	7/1993	Bennett	.....	D6/488

4,941,413 7/1990 Vanderminden ..... D6/487 X

**FOREIGN PATENT DOCUMENTS**

2261727 9/1975 France ..... 108/153

**OTHER PUBLICATIONS**

Telescope, p. 41, No. 220 top right.

*Primary Examiner*—Janice E. Seeger


*Attorney, Agent, or Firm*—Donald D. Mon

[57] **CLAIM**

The ornamental design for a table, as shown and described.

**DESCRIPTION**

FIG. 1 is an oblique view of the table;  
FIG. 2 is a side view of FIG. 1, the views taken at 90  
degree intervals being identical; and,  
FIG. 3 is a top view of FIG. 2.






FIG. 1

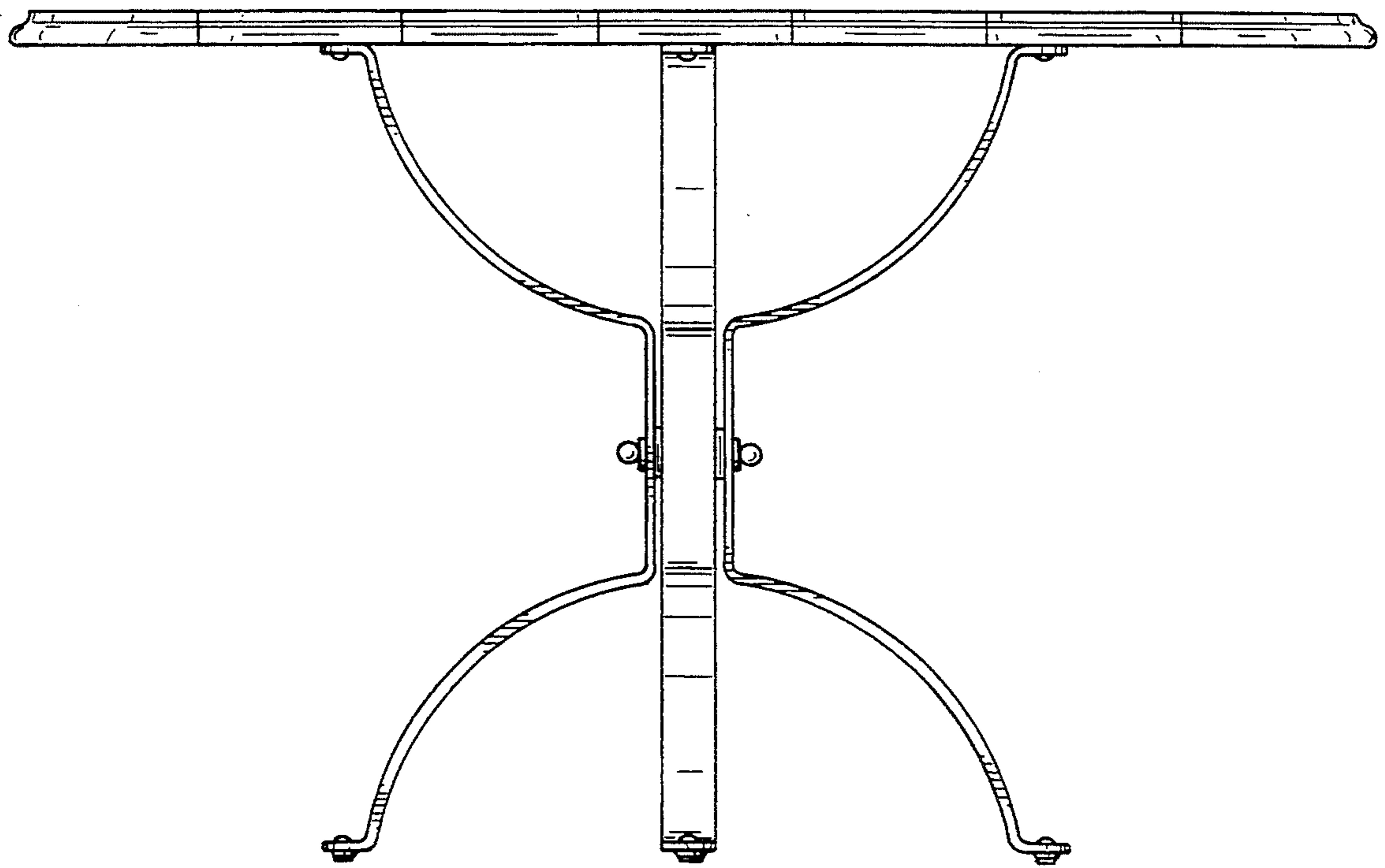


FIG. 2

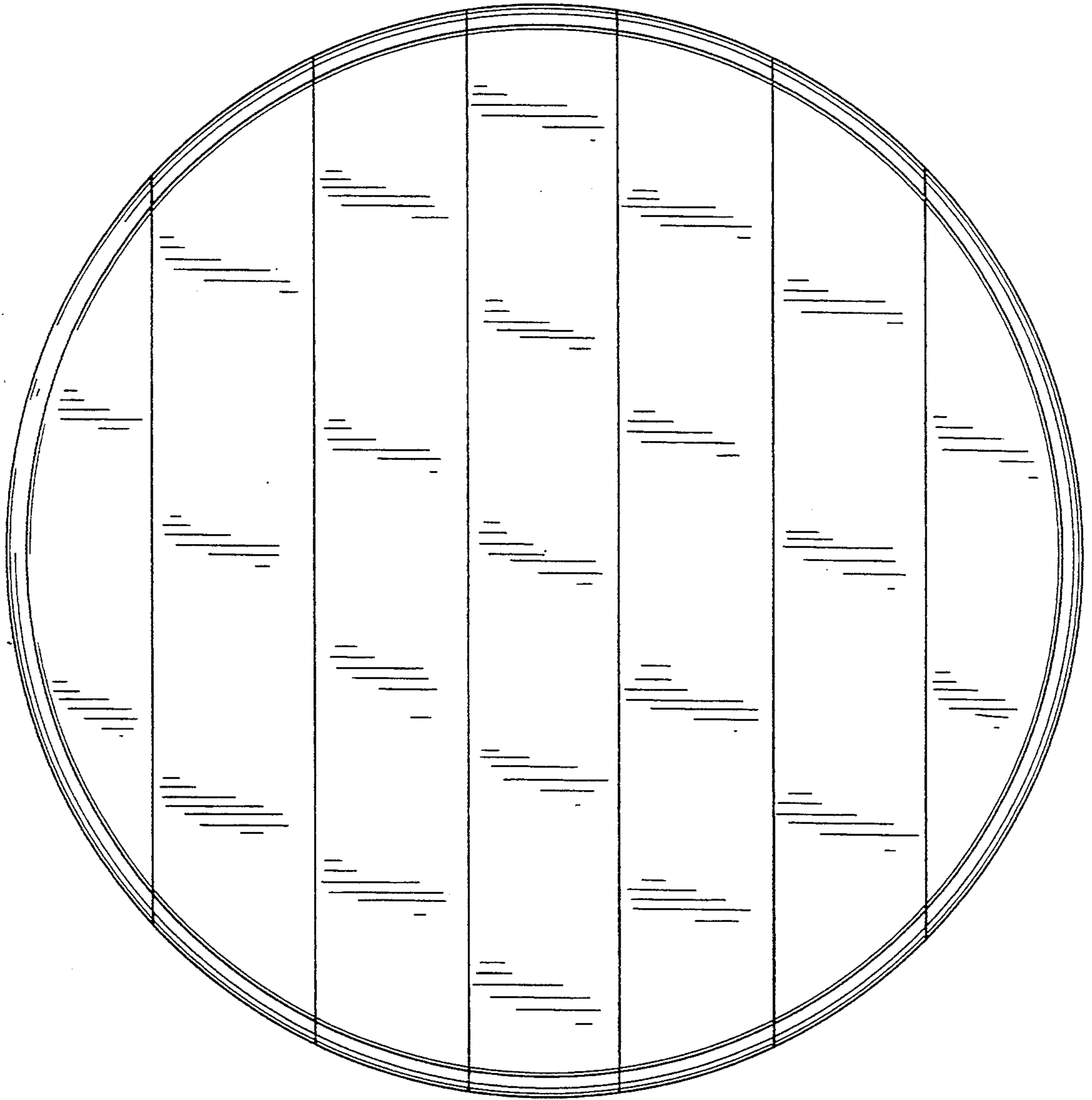


FIG. 3