



US00D358272S

United States Patent [19]

[11] Patent Number: **Des. 358,272**

Tatum et al.

[45] Date of Patent: **** May 16, 1995**

[54] **DESK**

[75] Inventors: **Michael D. Tatum**, Dallas, Tex.; **Robert W. Purdom**, deceased, late of Washington, D.C., by Richard E. Cytowic, executor

[73] Assignee: **Kimball International, Inc.**, Jasper, Ind.

[**] Term: **14 Years**

[21] Appl. No.: **9,409**

[22] Filed: **Jun. 11, 1993**

[52] U.S. Cl. **D6/425**

[58] Field of Search **D6/421-428;**
312/194-196, 204

[56] **References Cited**

U.S. PATENT DOCUMENTS

D. 83,032	1/1931	Brown	D6/428
D. 84,532	6/1931	McCargar	D6/428
D. 143,469	1/1946	Danziger	D6/428
D. 336,794	6/1993	Braun	D6/428
D. 343,308	1/1994	Stephens	D6/428

OTHER PUBLICATIONS

“900 Series—Electronic Data Support Furniture” by Kimball, p. 1; Executive “L” Desk.

“TR Series” by Office Suites, Inc., 1984, Secretarial Desk on page.

“Wood Design” 1985, p. 2; Secretarial Desk on bottom center of page.

Primary Examiner—Carmen H. Vales-Lado
Attorney, Agent, or Firm—Baker & Daniels

[57] CLAIM

The ornamental design for a desk, as shown and described.

DESCRIPTION

FIG. 1 is a perspective rear view of the desk showing our new design;

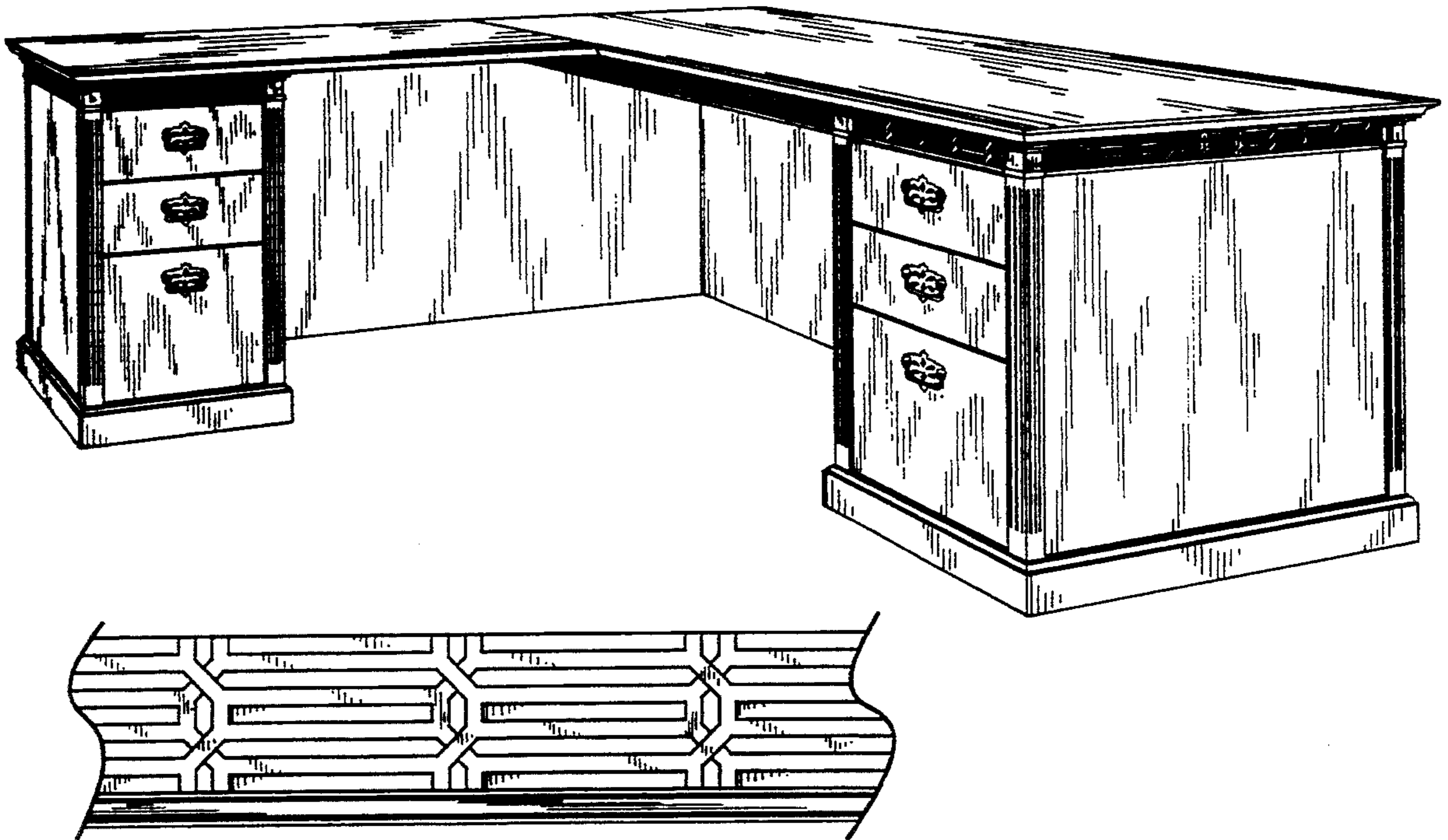
FIG. 2 is a rear view thereof;

FIG. 3 is a left side view thereof;

FIG. 4 is a right side view thereof;

FIG. 5 is a front view thereof; and,

FIG. 6 is an enlarged fragmentary view of the ornamental detail of the desk.






FIG. 1




FIG. 2




FIG. 5




FIG. 3

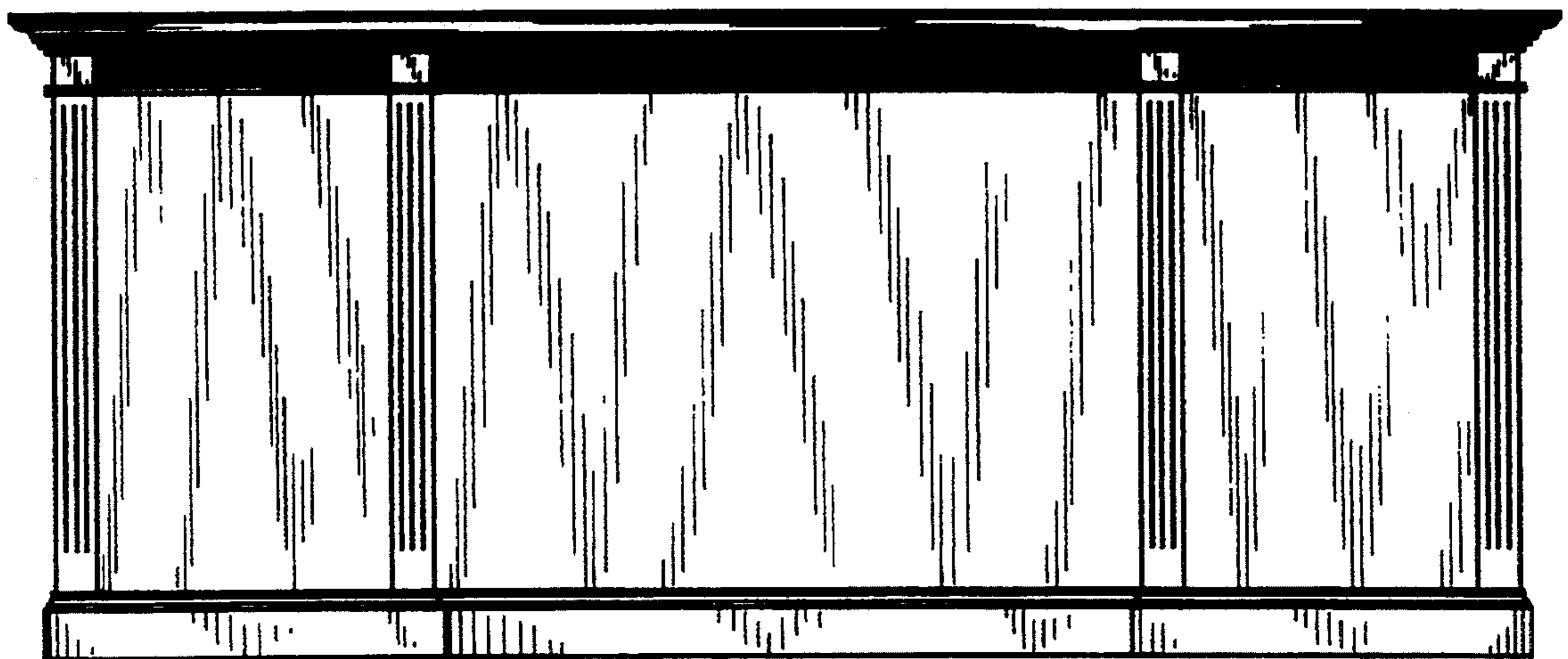


FIG. 4

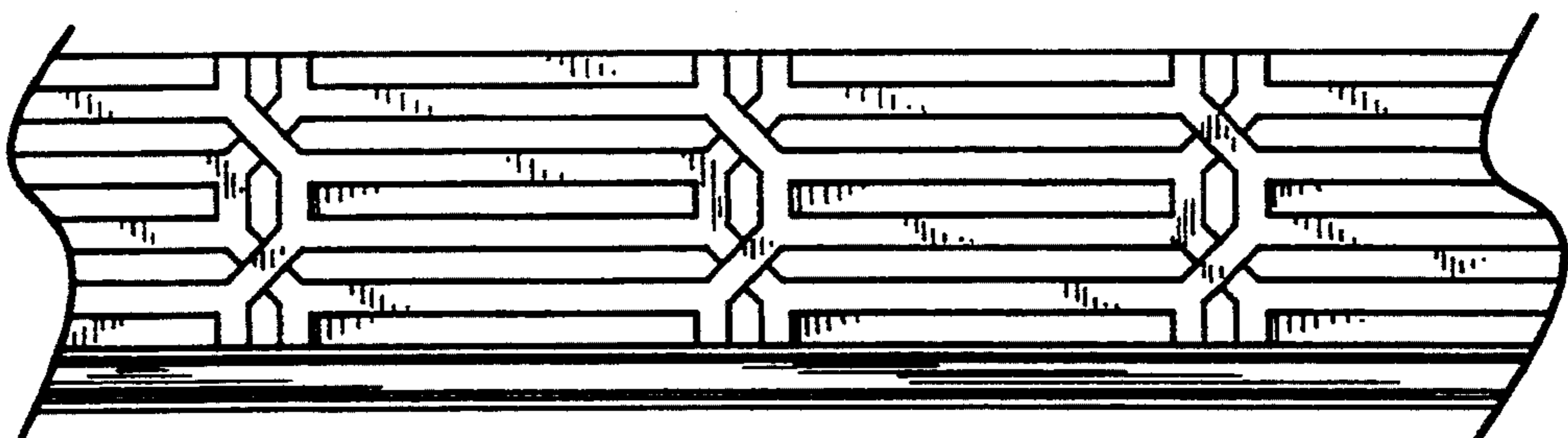


FIG. 6