



US00D358265S

# United States Patent [19]

[11] Patent Number: **Des. 358,265**

Hess

[45] Date of Patent: \*\* **May 16, 1995**

[54] CHAIR

D. 286,828 11/1986 Arthur, Jr. .... D6/376

[75] Inventor: **Stephen C. Hess**, Birmingham, Ala.

D. 340,365 10/1993 Hess ..... D6/370

[73] Assignee: **Winston Furniture Company of Alabama, Inc.**, Birmingham, Ala.

*Primary Examiner*—Alan P. Douglas  
*Assistant Examiner*—Gary D. Watson  
*Attorney, Agent, or Firm*—Hardaway Law Firm

[\*\*] Term: **14 Years**

[57] CLAIM

[21] Appl. No.: **24,049**

The ornamental design for a chair, as shown and described.

[22] Filed: **Jun. 7, 1994**

[52] U.S. Cl. .... **D6/376; D6/379; D6/380**

[58] Field of Search ..... **D6/334, 370, 374, 376, D6/379, 380, 500, 501, 502; 297/411.42, 446**


### DESCRIPTION


[56] **References Cited**

#### U.S. PATENT DOCUMENTS

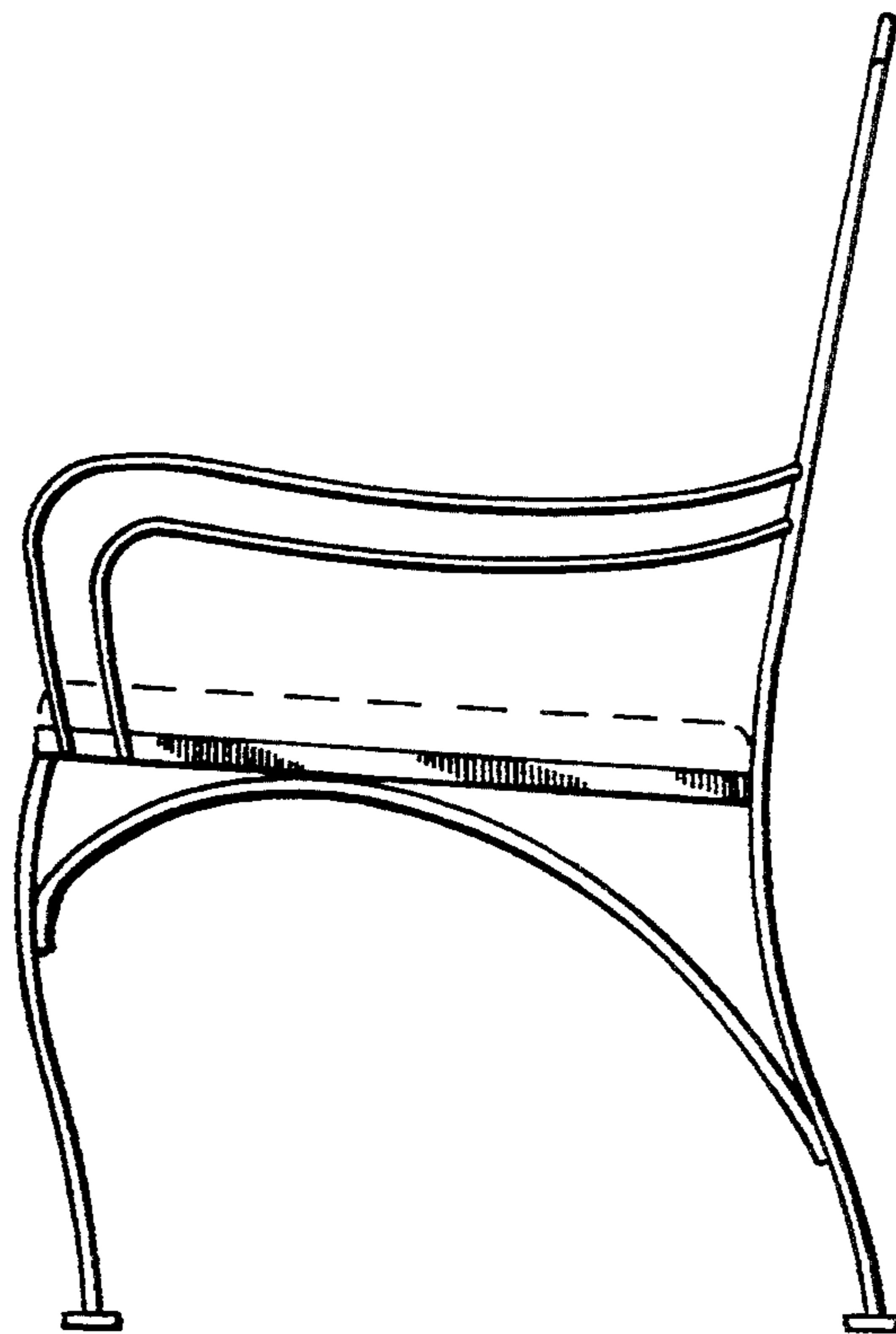
- D. 269,747 7/1983 Wallace .
- D. 286,827 11/1986 Arthur, Jr. .... D6/376

FIG. 1 is a right-front perspective view of a chair showing my new design;  
 FIG. 2 is a left side elevation view, the right side being a mirror image thereof;  
 FIG. 3 is a front elevational view;  
 FIG. 4 is a bottom plan view;  
 FIG. 5 is a top plan view; and,  
 FIG. 6 is a rear elevational view thereof.

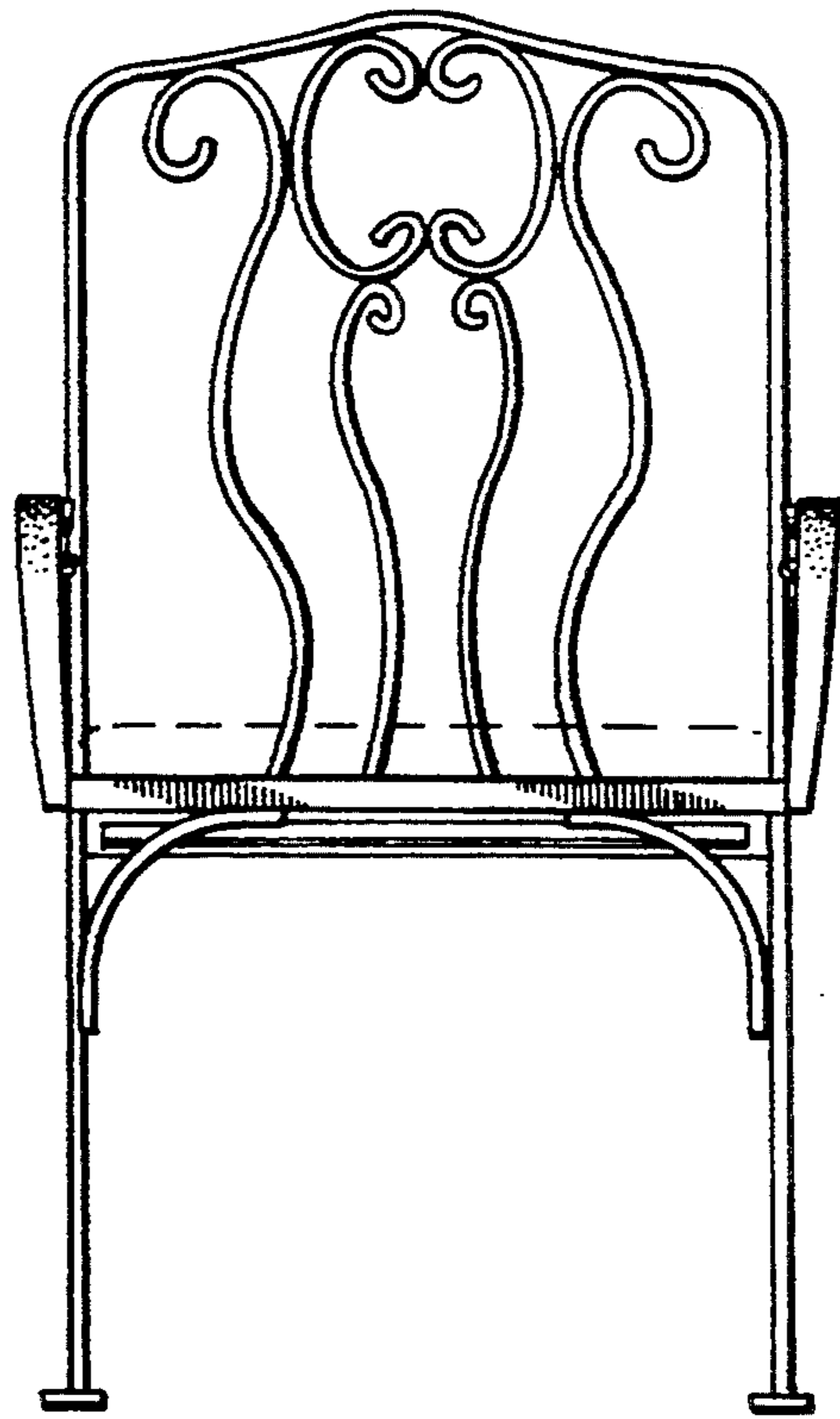





*Fig. 1*




*Fig. 2*



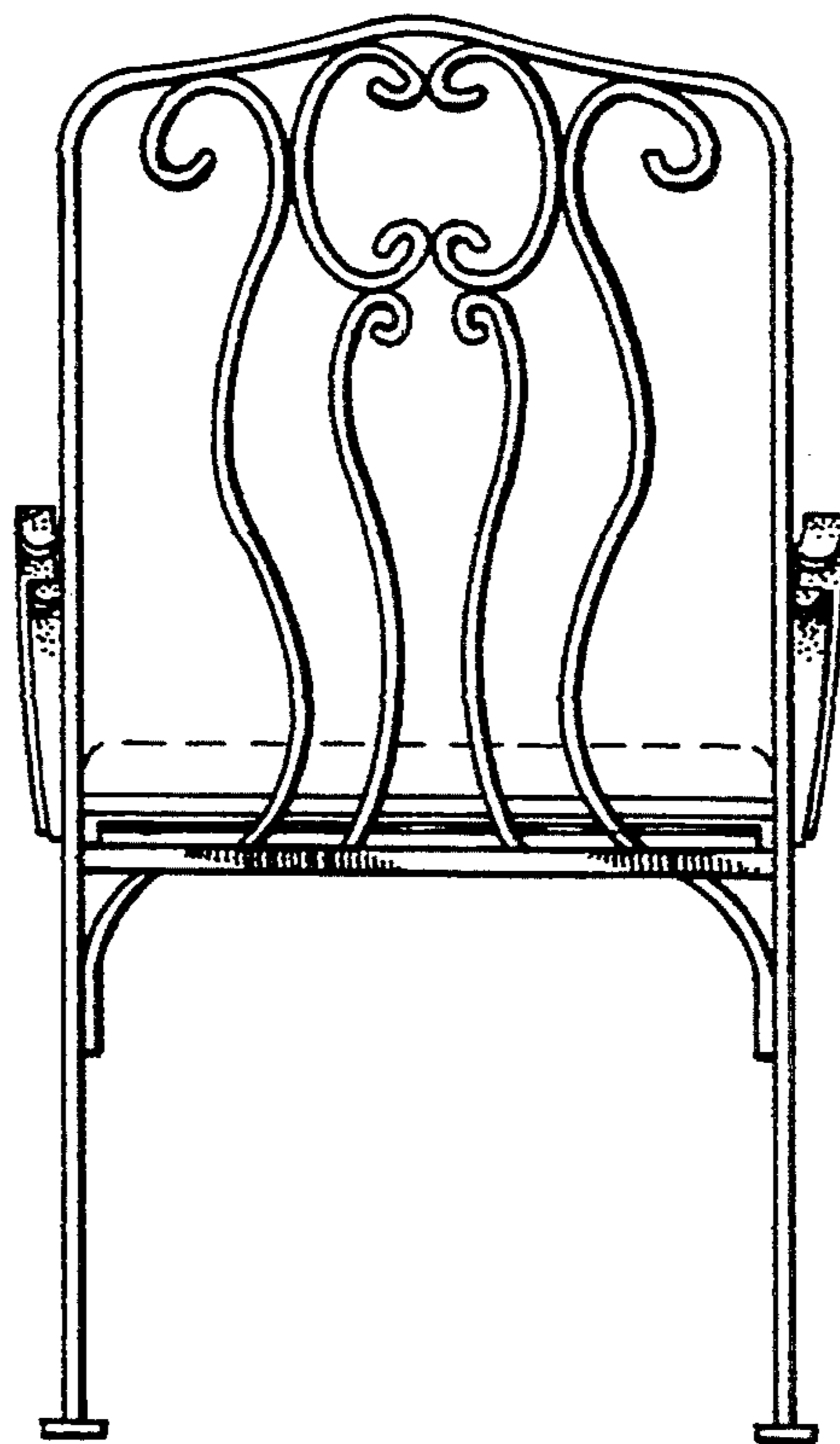
*Fig. 3*



*Fig. 4*



*Fig. 5*



*Fig. 6*