



US00D358249S

United States Patent [19]

[11] Patent Number: **Des. 358,249**

Vasyli

[45] Date of Patent: **** May 16, 1995**

[54] **ORTHOTIC**

[75] Inventor: **Phillip J. Vasyli, Kirrawee, Australia**

[73] Assignee: **AOL International Pty. Ltd., Kirrawee, Australia**

[**] Term: **14 Years**

[21] Appl. No.: **9,792**

[22] Filed: **Jun. 22, 1993**

[30] Foreign Application Priority Data

Jan. 12, 1993 [AU] Australia 70/93

[52] U.S. Cl. **D2/961**

[58] Field of Search D2/961; 36/43, 44, 141, 36/147, 531, 180, 181

[56] References Cited

U.S. PATENT DOCUMENTS

D. 259,675	6/1981	Gordon et al.	D2/961
D. 336,718	6/1993	Schroer, Jr.	D2/961
1,281,987	10/1918	McSweeney .	
2,313,870	3/1943	Kewanee, III	12/148
2,401,514	6/1946	Scholl	36/71
2,409,594	10/1946	Sherman	12/146
2,653,396	9/1953	Gottlieb et al.	36/71
3,068,872	12/1962	Brody	D2/961
3,121,431	2/1964	Rosenhaft	128/595
3,859,740	1/1975	Kemp	36/71
4,216,778	8/1980	Weiss .	
4,232,457	11/1980	Mosher	36/44
4,346,525	8/1982	Larsen et al.	36/69
4,517,981	5/1985	Santopietro et al. .	

4,522,777	6/1985	Peterson	36/88
4,530,173	7/1985	Jesinsky, Jr.	36/92
4,557,060	12/1985	Kawashima	36/44
4,686,993	8/1987	Grumbine	36/43
4,702,255	10/1987	Schenkl	36/44
4,823,420	4/1989	Bartneck	36/44
5,282,326	2/1994	Schroer, Jr. et al.	36/44

FOREIGN PATENT DOCUMENTS

23693/84	8/1984	Australia .
150187	5/1987	Germany .

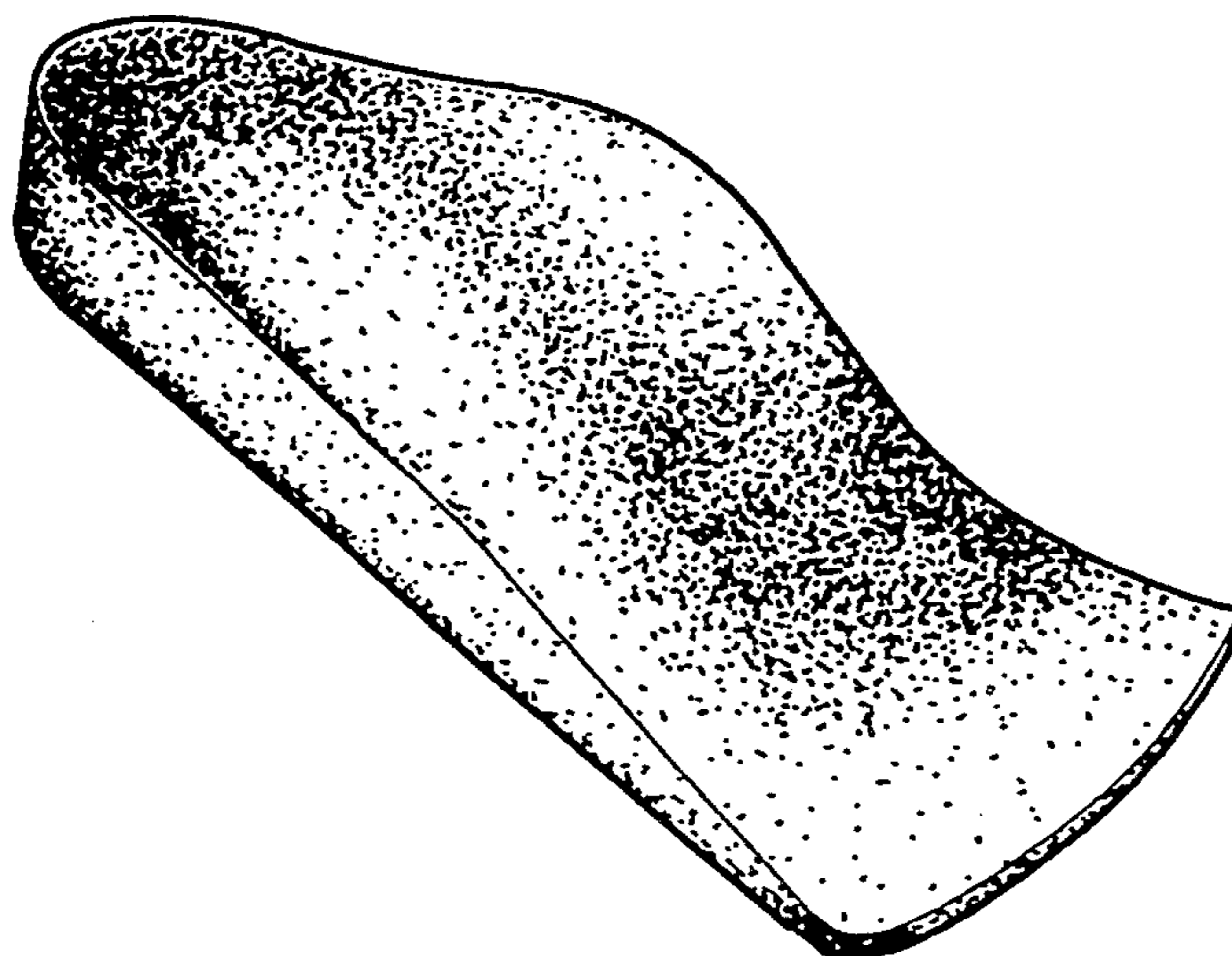
Primary Examiner—Louis S. Zarfes
Attorney, Agent, or Firm—Kinney & Lange

[57] CLAIM

The ornamental design for an orthotic as shown and described.

DESCRIPTION

FIG. 1 is a top perspective view of my new design; FIG. 2 is a side view thereof; FIG. 3 is a top plan view thereof; FIG. 4 is an opposite view thereof; FIG. 5 is a bottom plan view; FIG. 6 is a diagrammatic top plan view indicating the cross-section lines for FIGS. 7-10; FIG. 7 is a sectional view taken on line 7-7 in FIG. 6; FIG. 8 is a sectional view taken on line 8-8 in FIG. 6; FIG. 9 is a sectional view taken on line 9-9 in FIG. 6; and, FIG. 10 is a sectional view taken on line 10-10 in FIG. 6.



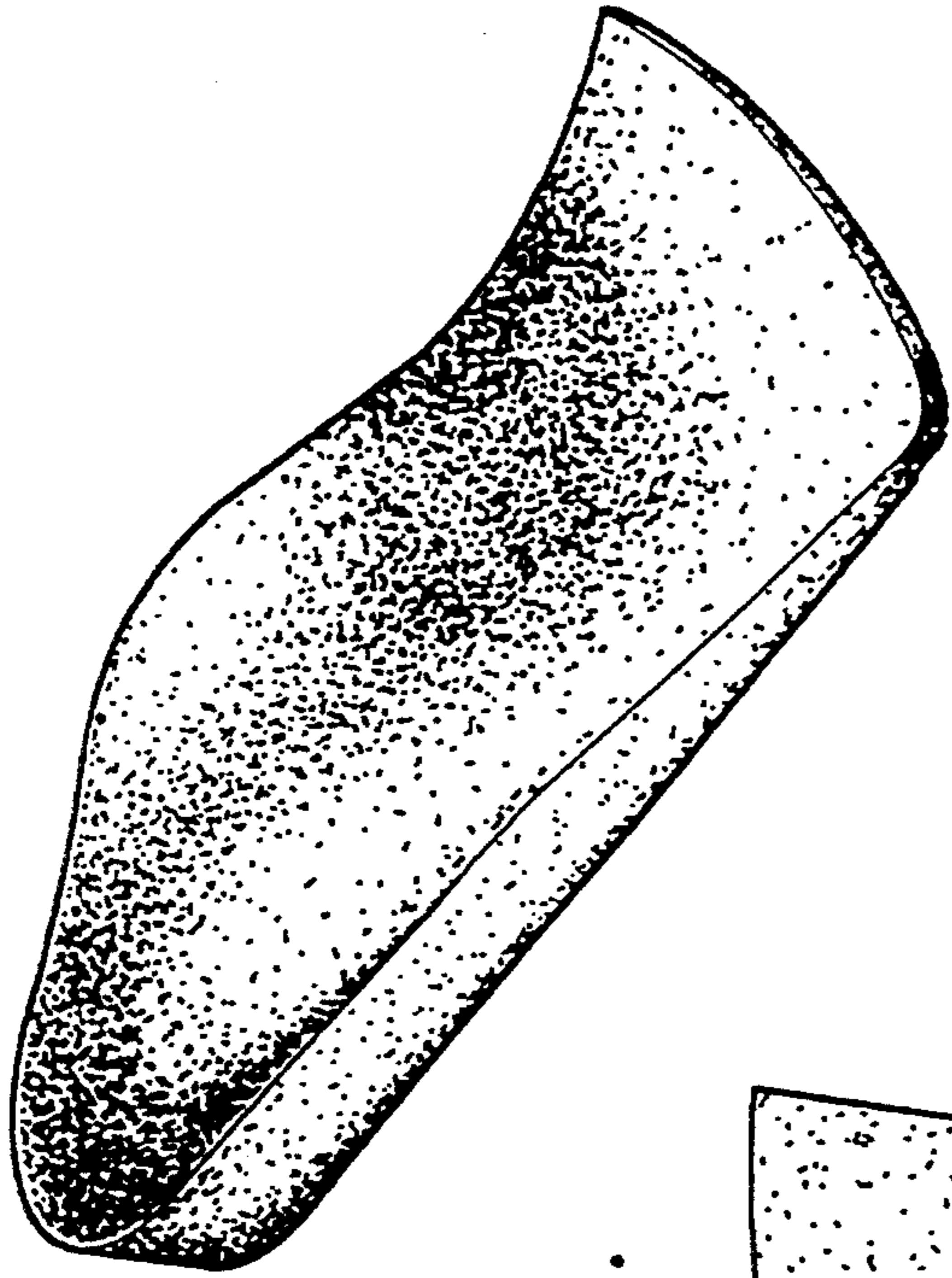


Fig 1.

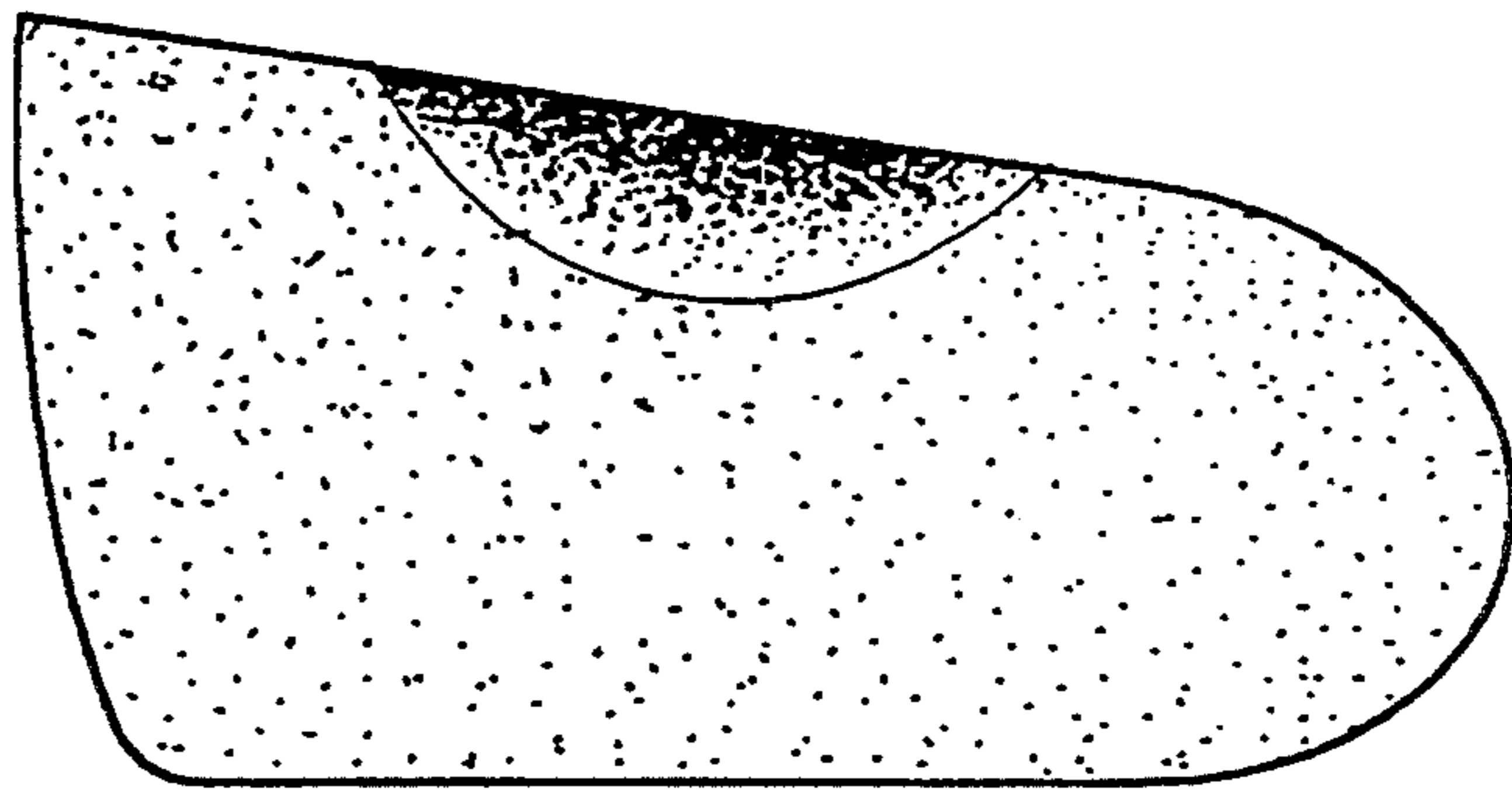


Fig 5.



Fig 4.




Fig 3.



Fig 2.

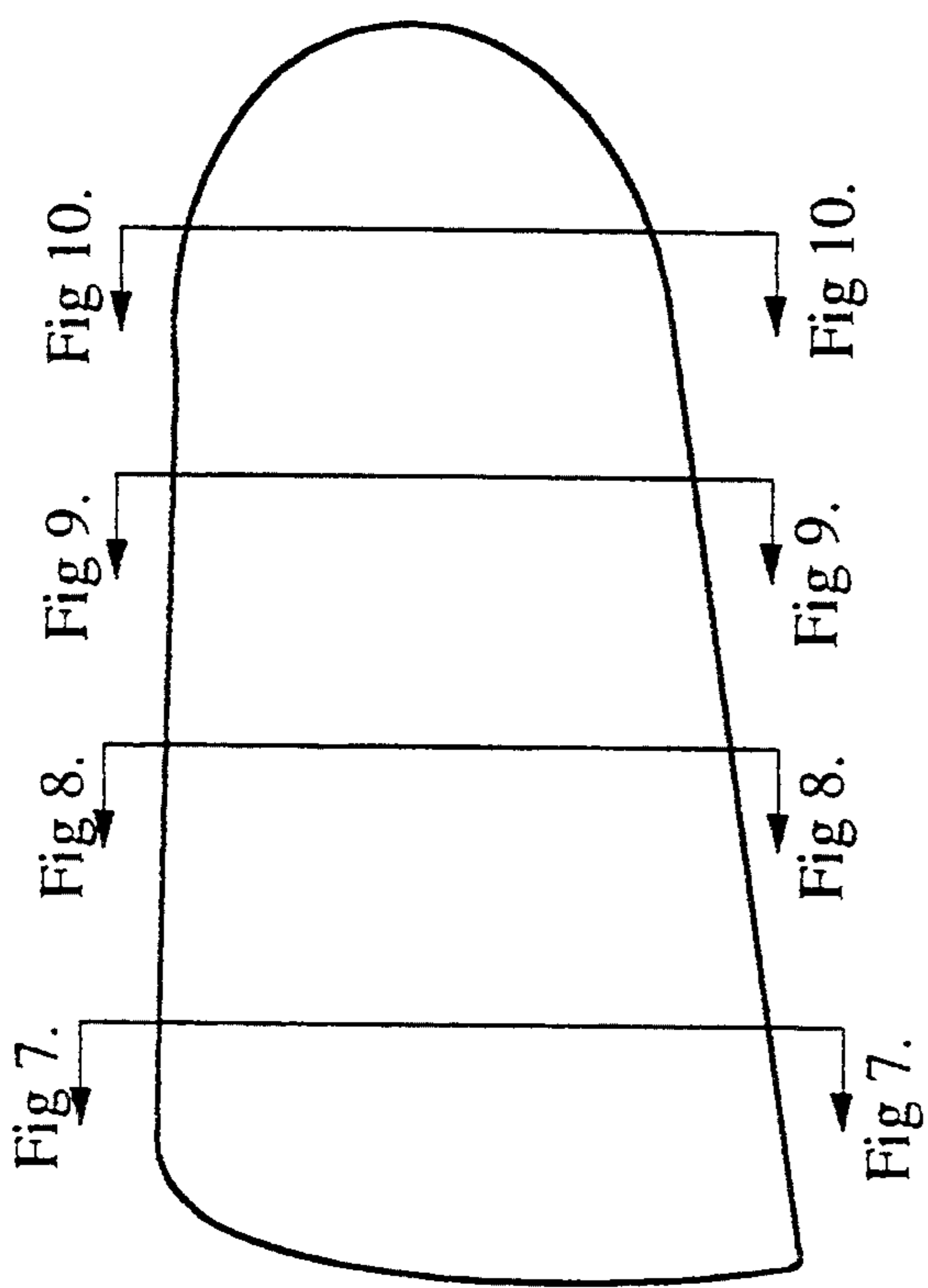


Fig 6.



Fig 7.

Fig 8.

Fig 9.

Fig 10.