



US00D358245S

United States Patent [19] DeLeo

[11] Patent Number: Des. 358,245
[45] Date of Patent: ** May 16, 1995

[54] GLOVE
[76] Inventor: David B. DeLeo, Suite 20, 71 East Ave., Norwalk, Conn. 06851
[**] Term: 14 Years
[21] Appl. No.: 16,256
[22] Filed: Dec. 13, 1993
[52] U.S. Cl. D2/617; D2/610; D29/117
[58] Field of Search 2/610, 612, 614, 616, 2/617, 618, 160, 163, 164, 167, 168; D29/115, 116, 117, 118, 119; 15/227

4,884,300 12/1989 Vistins 2/162
5,020,160 6/1991 Cano 2/159
5,173,966 12/1992 DeLeo 2/168

FOREIGN PATENT DOCUMENTS

818827 10/1951 Germany .
31926 7/1983 Japan .
2144623 3/1985 United Kingdom .
2208348 3/1989 United Kingdom .

Primary Examiner—Prabhakar G. Deshmukh
Assistant Examiner—Paula Mortimer
Attorney, Agent, or Firm—H. Gibner Lehmann; K. Gibner Lehmann

[56] References Cited U.S. PATENT DOCUMENTS

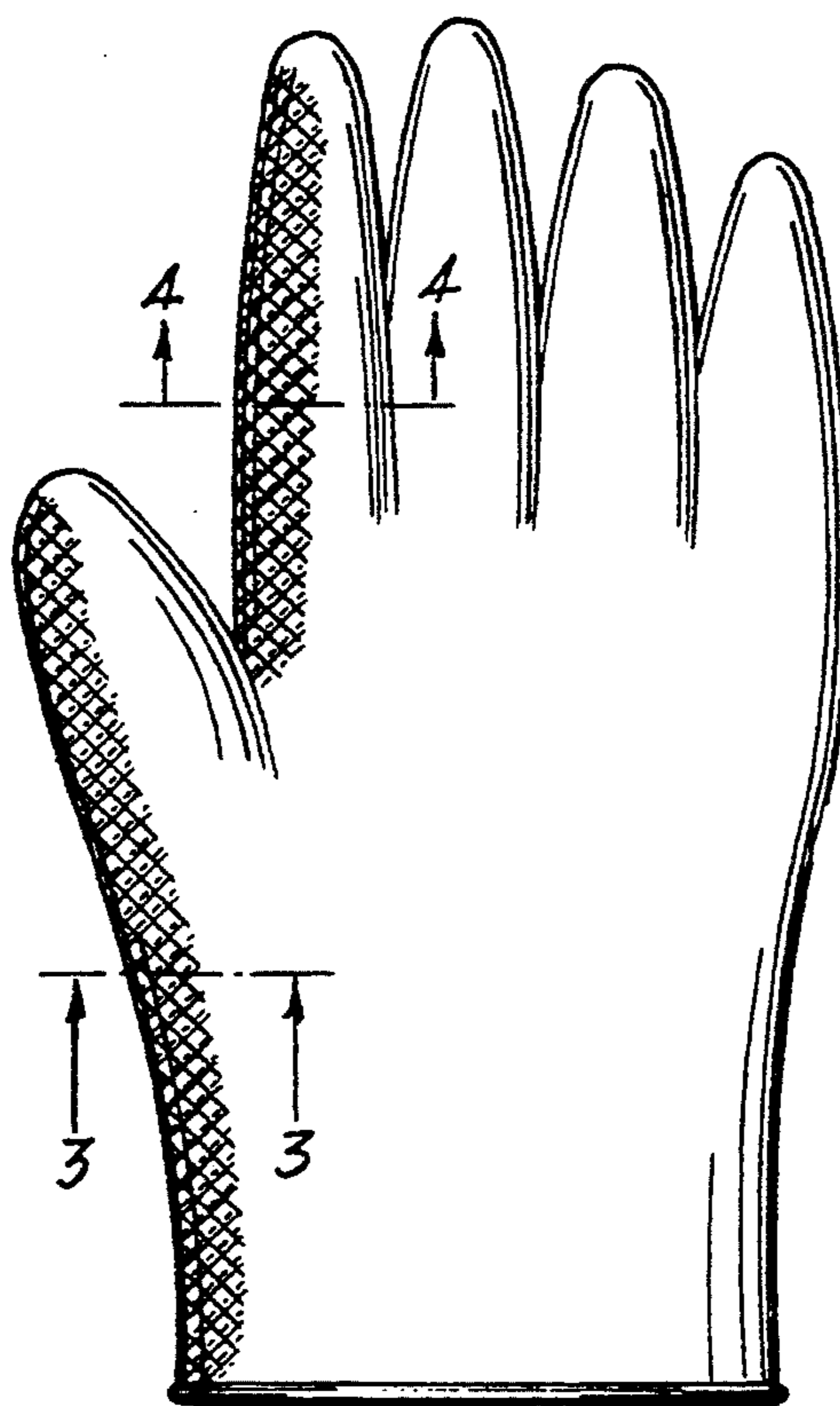
D. 205,925 10/1966 Whitcraft D29/117
692,704 2/1902 Pfeiffer 2/168
723,301 3/1903 Pfeiffer 2/168
919,406 4/1909 Warren .
1,346,683 7/1920 Reynolds 2/164 X
1,559,114 10/1925 Maranville .
1,911,500 5/1933 Gowdy et al. .
2,434,035 1/1948 DeLaney et al. 2/168 X
2,451,758 10/1948 Malm 2/168
2,581,249 1/1952 Ganz .
3,094,704 6/1963 Abildgaard 2/167
3,197,786 8/1965 Velonis et al. 2/167
3,633,216 1/1972 Schonholtz 2/168
3,852,826 12/1974 Schindler 2/168
3,872,515 3/1975 Miner et al. 2/168
4,084,265 4/1978 Anfelt 2/163
4,218,778 8/1980 Stansbury 2/163

[57] CLAIM

The ornamental design for a glove, as shown and described.

DESCRIPTION

FIG. 1 is a front elevational view of a glove showing my new design;
FIG. 2 is a rear elevational view thereof;
FIG. 3 is a fragmentary sectional view taken along line 3—3 of FIG. 1;
FIG. 4 is a sectional view taken along line 4—4 of FIG. 1;
FIG. 5 is a fragmentary sectional view taken along line 5—5 of FIG. 2;
FIG. 6 is a sectional view taken along line 6—6 of FIG. 2; and,
FIG. 7 is an enlarged partial fragmentary sectional view of FIG. 5.



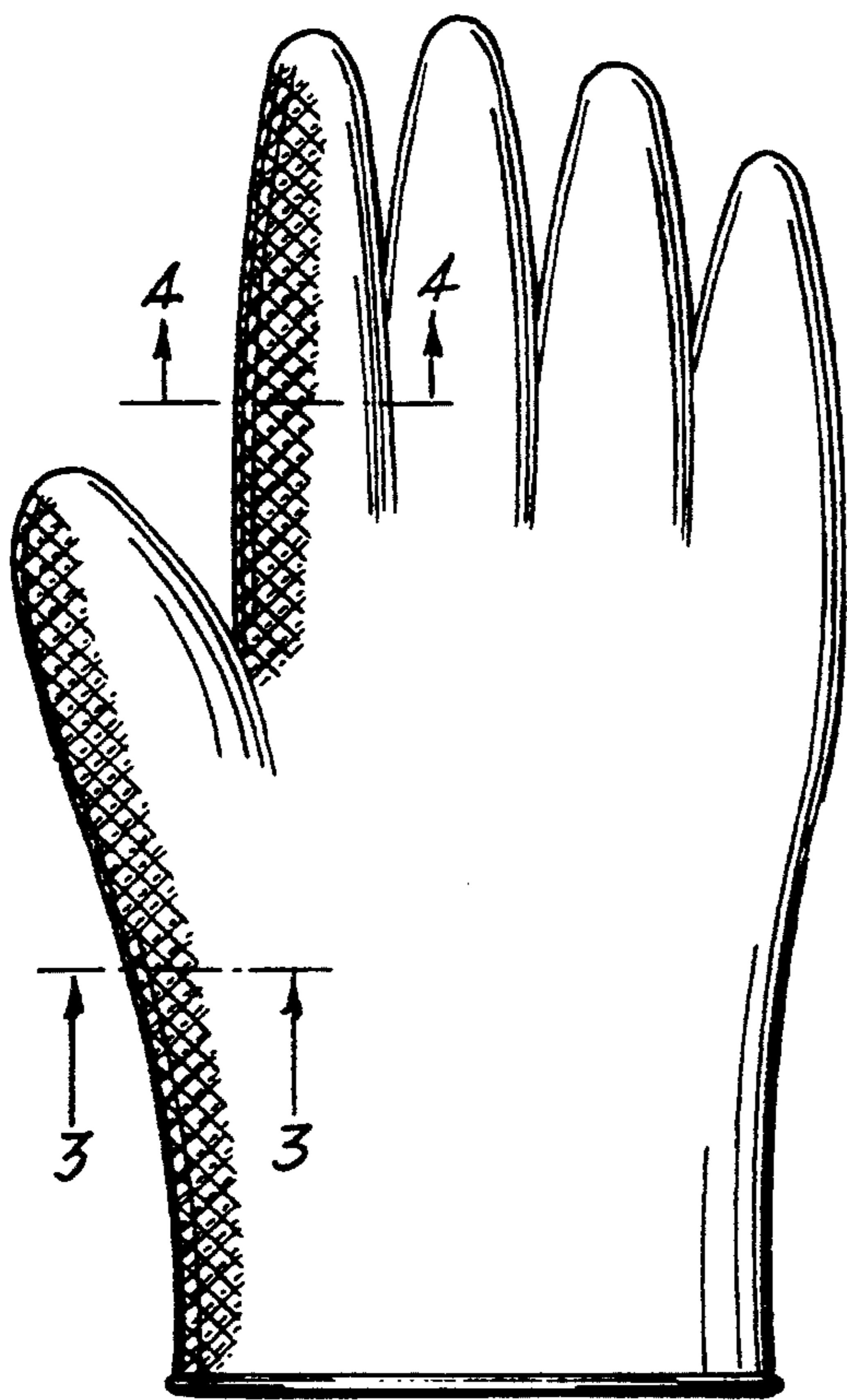


Fig. 1

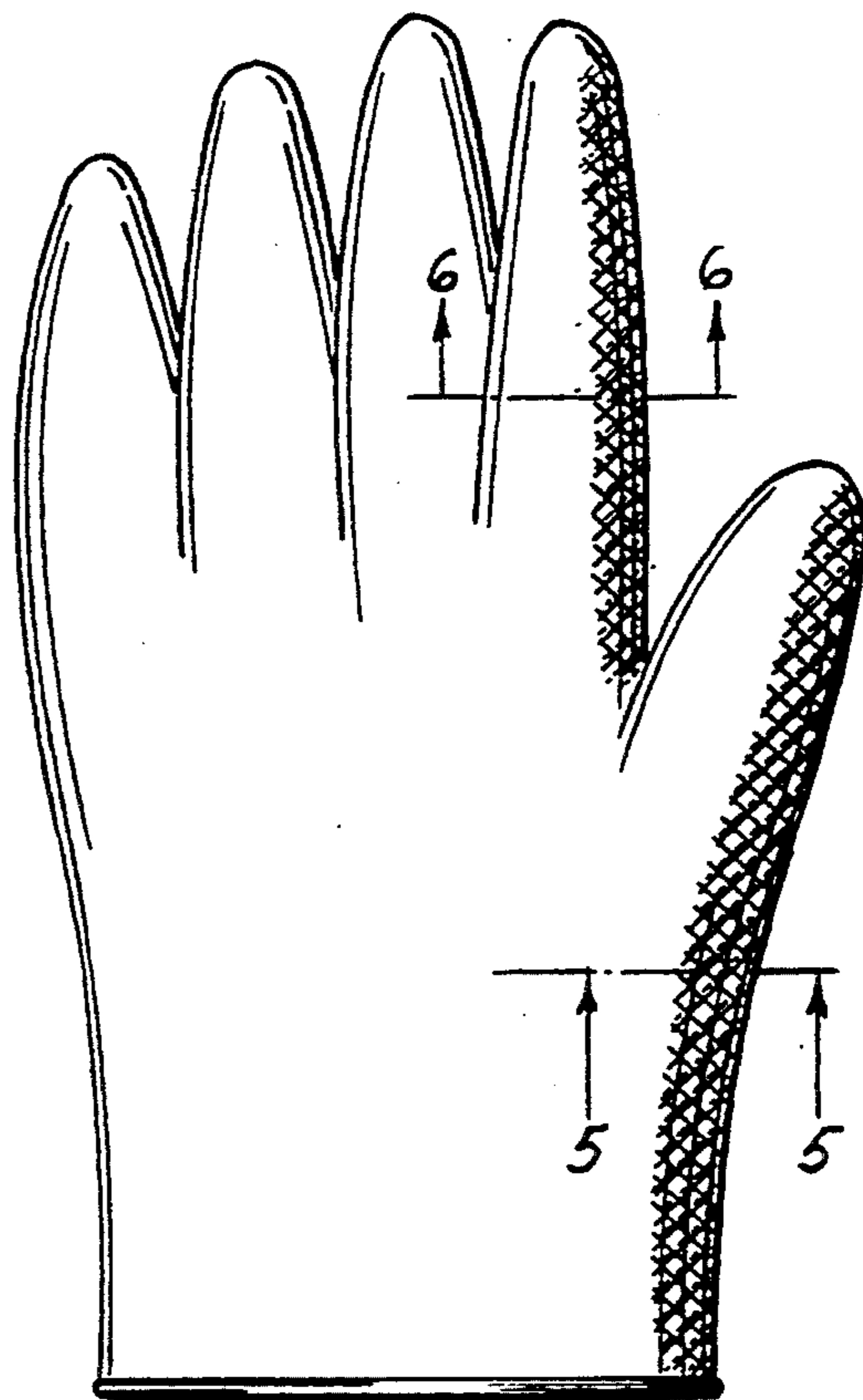


Fig. 2




Fig. 3

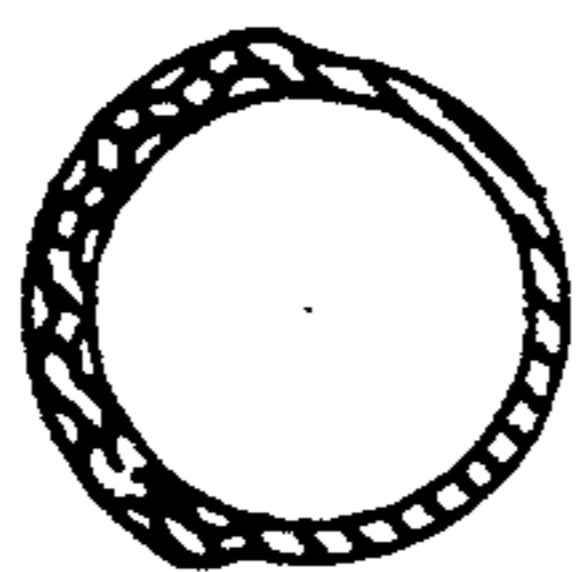


Fig. 4

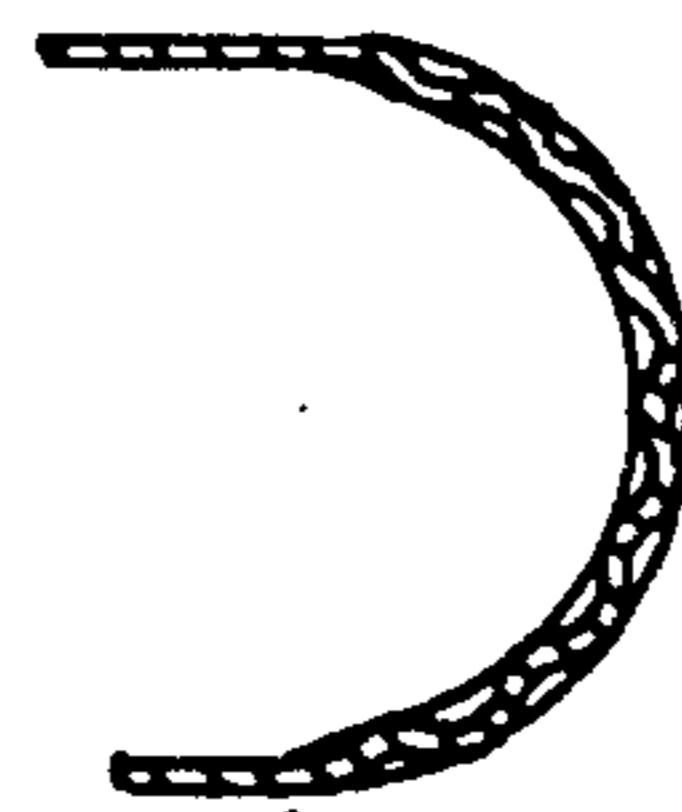


Fig. 5

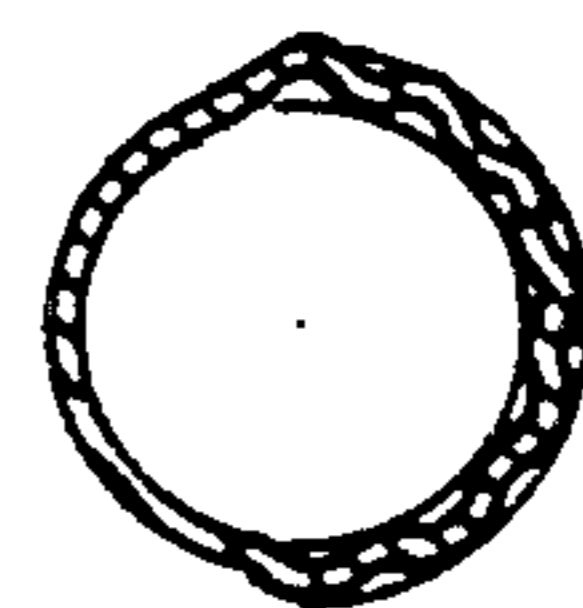


Fig. 6



Fig. 7