



US00D358218S

# United States Patent [19]

[11] Patent Number: **Des. 358,218**

Groothuizen et al.

[45] Date of Patent: **\*\* May 9, 1995**

[54] **COMBINED PREGNANCY TESTING STICK AND END CAP**

*Assistant Examiner*—I. Simmons  
*Attorney, Agent, or Firm*—Louis A. Morris

[75] Inventors: **Theodorus J. J. Groothuizen; Jozef H. M. Raijmakers**, both of Rotterdam, Netherlands

[57] **CLAIM**

The ornamental design for a combined pregnancy testing stick and end cap, as shown and described.

[73] Assignee: **Chefaro International B.V.**, Rotterdam, Netherlands

### DESCRIPTION

[\*\*] Term: **14 Years**

FIG. 1 is a top plan view of a combined pregnancy testing stick and end cap showing our new design; FIG. 2 is a side elevational view thereof, the opposite side being a mirror image; FIG. 3 is a bottom plan view thereof; FIG. 4 is a left end elevational view thereof; FIG. 5 is a right end elevational view thereof; FIG. 6 is a top, side, and right end perspective view thereof;

[21] Appl. No.: **15,890**

[22] Filed: **Dec. 1, 1993**

### [30] Foreign Application Priority Data

Jun. 3, 1993 [NL] Netherlands ..... 68774-01/04

[52] U.S. Cl. .... **D24/223; D24/225; D24/226**

[58] Field of Search ..... **D24/223, 225; 438/808, 438/814, 900, 65; 435/7.92, 810, 970; 422/58, 61, 56, 68.1**

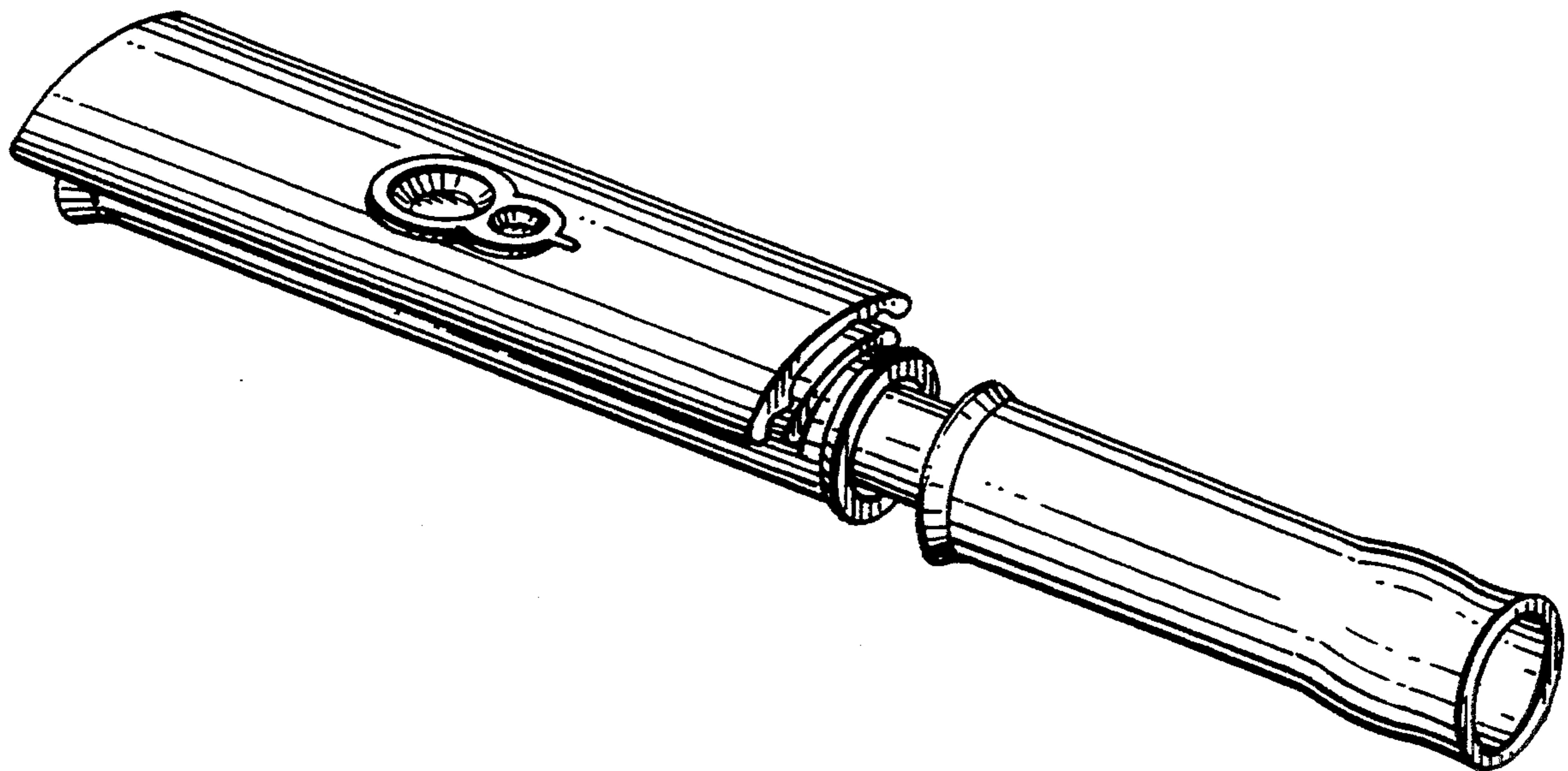
FIG. 7 is a top plan view of the pregnancy stick as shown in FIG. 1; FIG. 8 is a left end elevational view of the pregnancy stick as shown in FIG. 1; FIG. 9 is a top plan view of the end cap as shown in FIG. 1; FIG. 10 is a side elevational view of the end cap as shown in FIG. 1, the opposite side elevational view thereof being a mirror image thereto; FIG. 11 is a bottom plan view of the end cap as shown in FIG. 1; FIG. 12 is a left end elevational view of the end cap as shown in FIG. 1; and, FIG. 13 is a right end elevational view of the end cap as shown in FIG. 1.

### [56] References Cited

#### U.S. PATENT DOCUMENTS

- D. 310,265 8/1990 Mochnal et al. .... D24/223
- D. 342,575 12/1993 Ashihara et al. .... D24/223 X
- D. 348,522 7/1994 Groothuizer ..... D24/223
- 4,857,453 8/1989 Ullman et al. .... 435/810 X
- 4,943,522 7/1990 Eisinger et al. .... 435/810 X
- 5,185,127 2/1993 Vonk ..... 422/56

*Primary Examiner*—A. Hugo Word



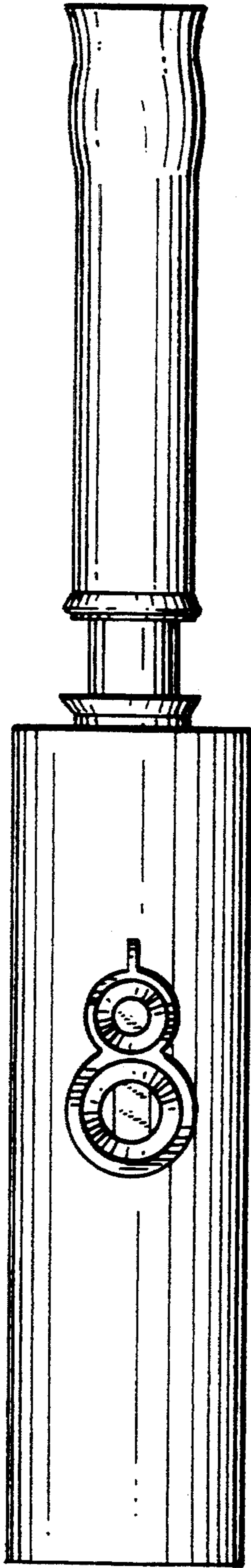


FIG. 1




FIG. 2




FIG. 3

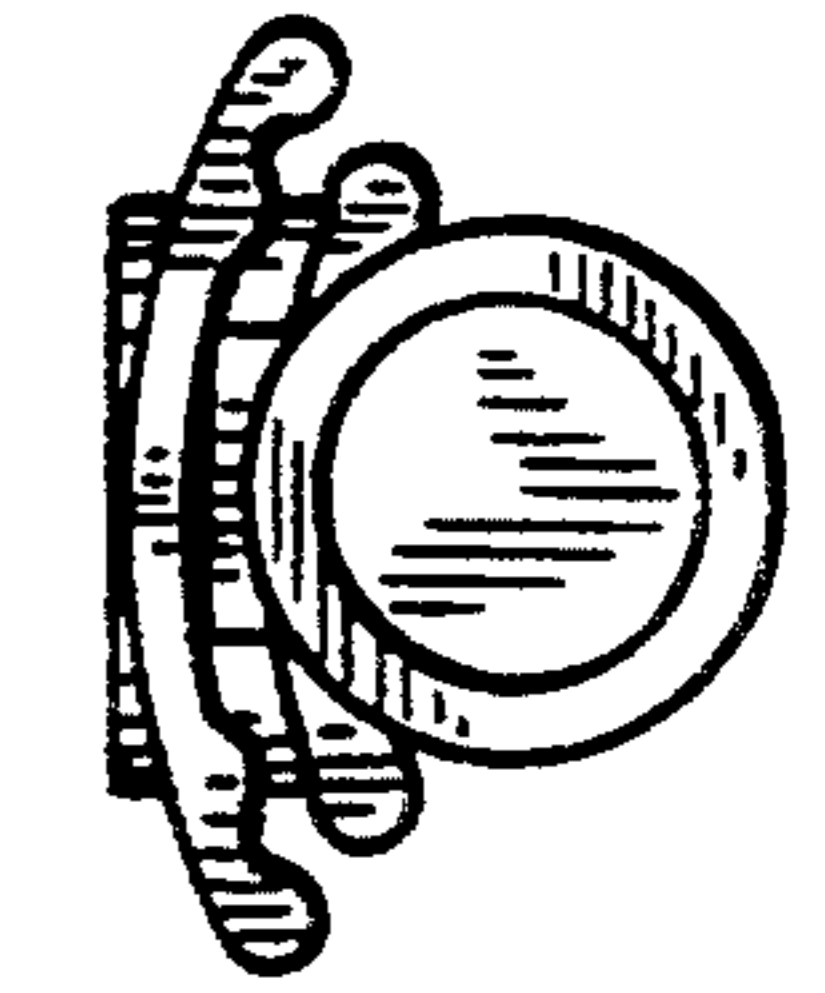


FIG. 4

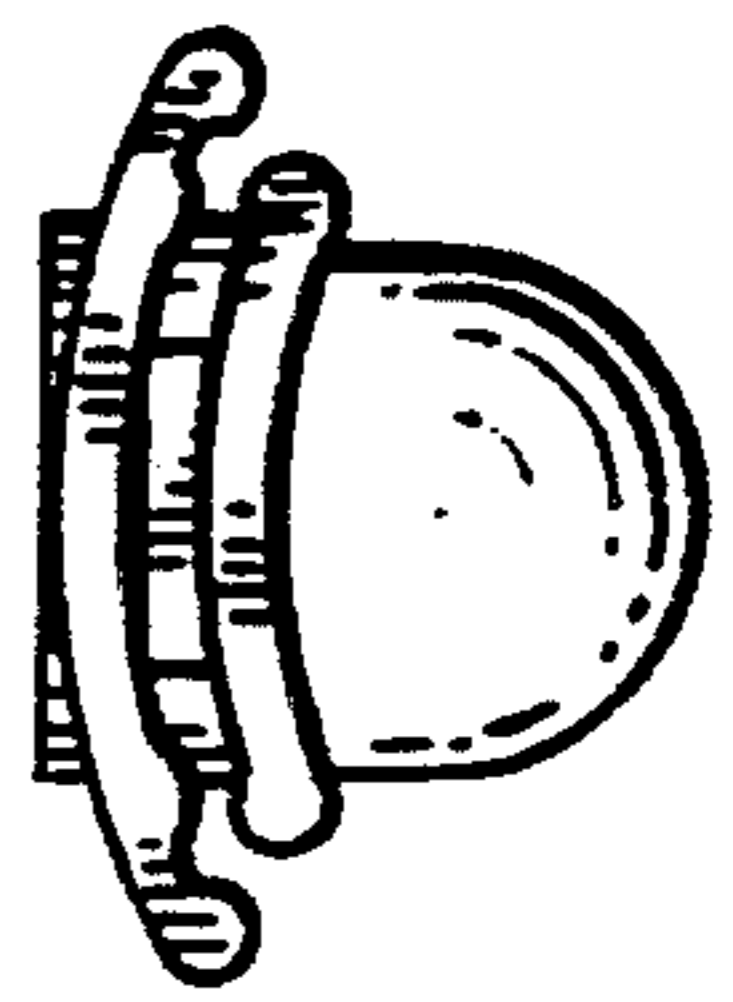
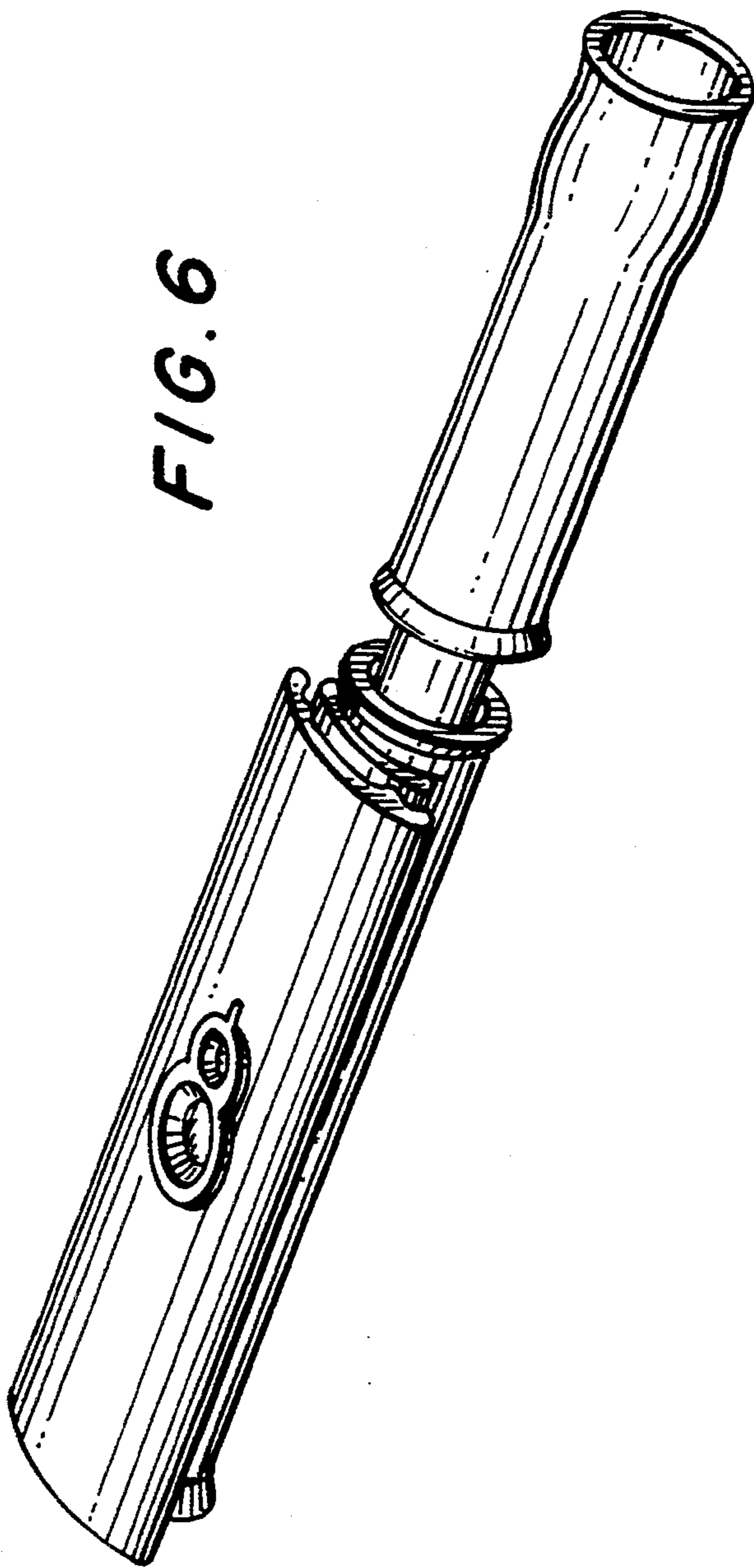
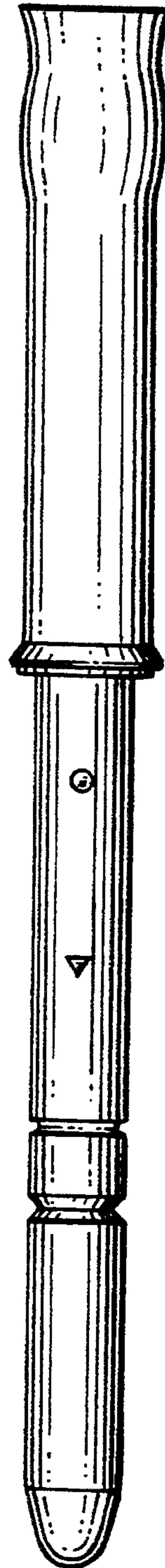


FIG. 5





*FIG. 7*



*FIG. 8*






FIG. 9




FIG. 10




FIG. 11

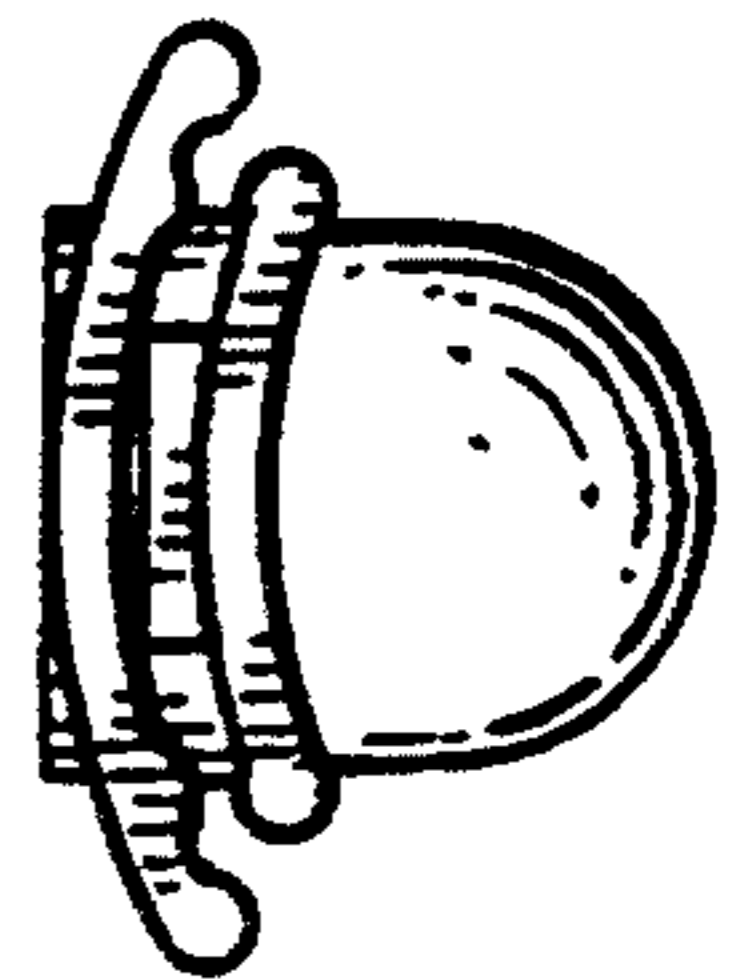


FIG. 12

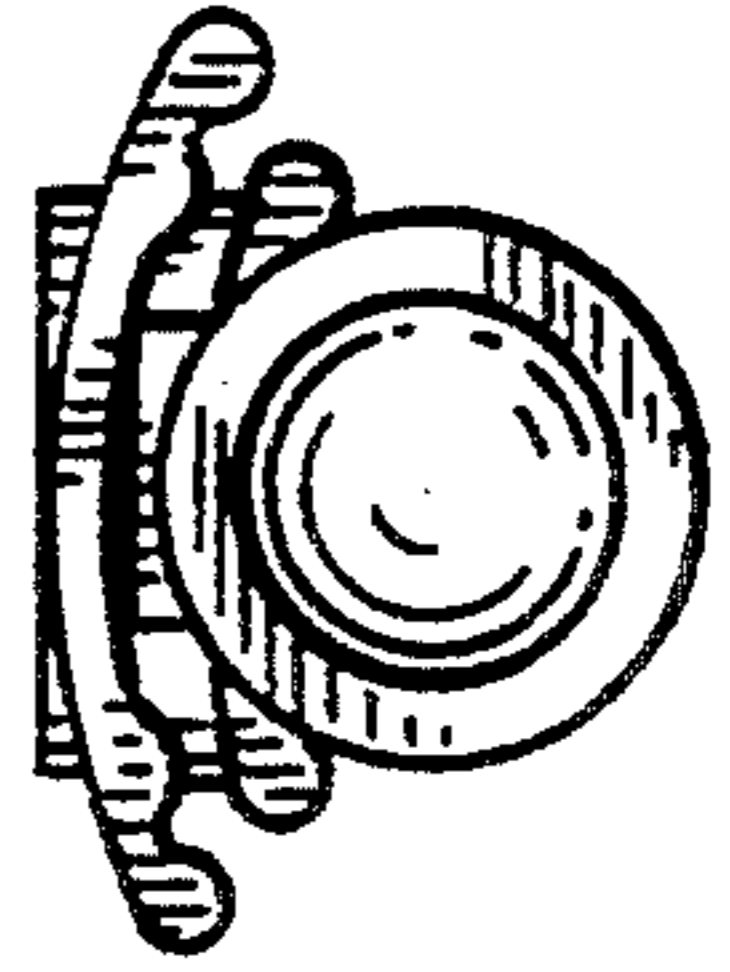


FIG. 13