



US00D358217S

# United States Patent [19]

Shalvi

[11] Patent Number: **Des. 358,217**

[45] Date of Patent: **\*\* May 9, 1995**

[54] **MASSAGER**

[75] Inventor: **Ram Shalvi**, Hong Kong, Hong Kong

[73] Assignee: **Solar Wide Industrial Ltd.**, New Territories, Hong Kong

[\*\*] Term: **14 Years**

[21] Appl. No.: **10,179**

[22] Filed: **Jun. 29, 1993**

[30] **Foreign Application Priority Data**

Jan. 4, 1993 [GB] United Kingdom ..... 2028132

[52] U.S. Cl. .... **D24/215**

[58] Field of Search ..... D24/215, 214, 212, 211, D24/200; 601/84, 85, 101-103, 118, 129

[56] **References Cited**

**U.S. PATENT DOCUMENTS**

D. 281,354	11/1985	Nakao et al. ....	D24/211
D. 320,279	9/1991	McQueen .....	D24/215
D. 324,916	3/1992	Shalvi .....	D24/214
4,763,657	8/1988	Chen et al. ....	601/15

*Primary Examiner*—Stella Reid  
*Attorney, Agent, or Firm*—Ostrolenk, Faber, Gerb & Soffen

[57] **CLAIM**

The ornamental design for a massager, as shown and described.

**DESCRIPTION**

FIG. 1 is a perspective view from one side and above of a massager showing my new design;  
FIG. 2 is a top plan view thereof;  
FIG. 3 is a bottom plan view thereof;  
FIG. 4 is a view of the other side thereof;  
FIG. 5 is a rear elevational view thereof; and,  
FIG. 6 is a front elevational view thereof.

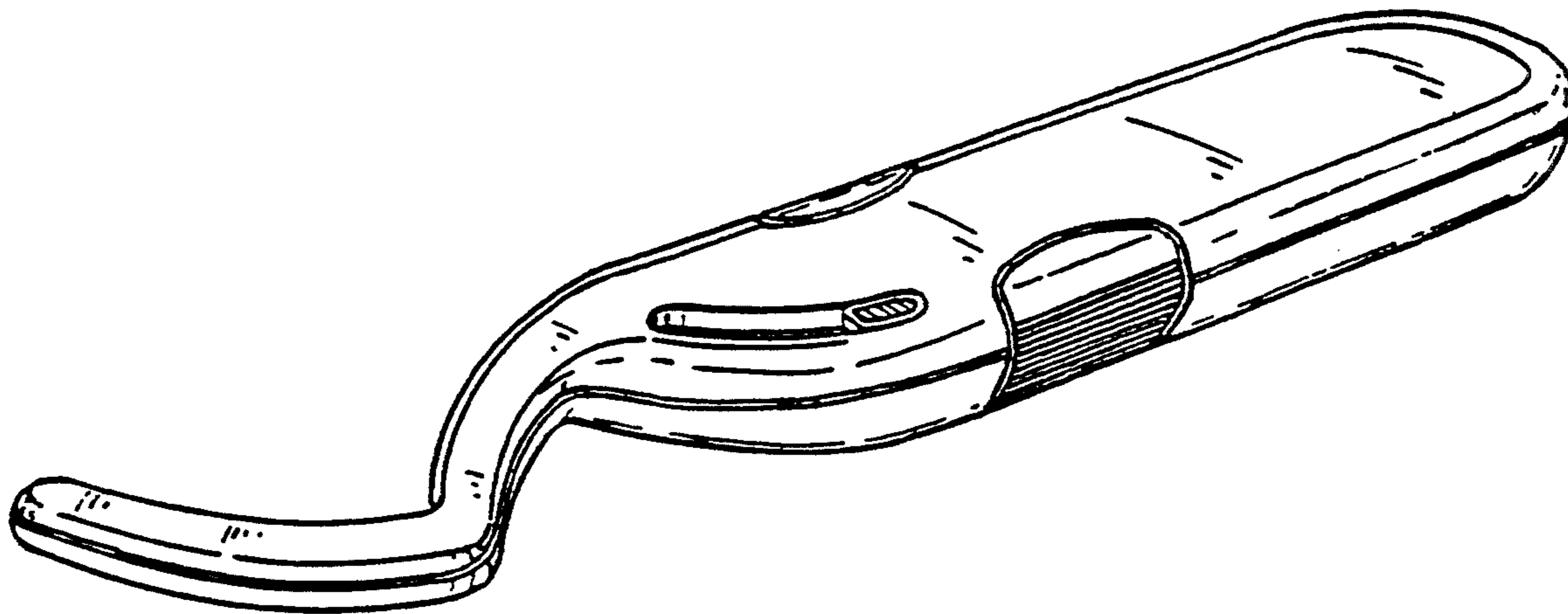


FIG.1.

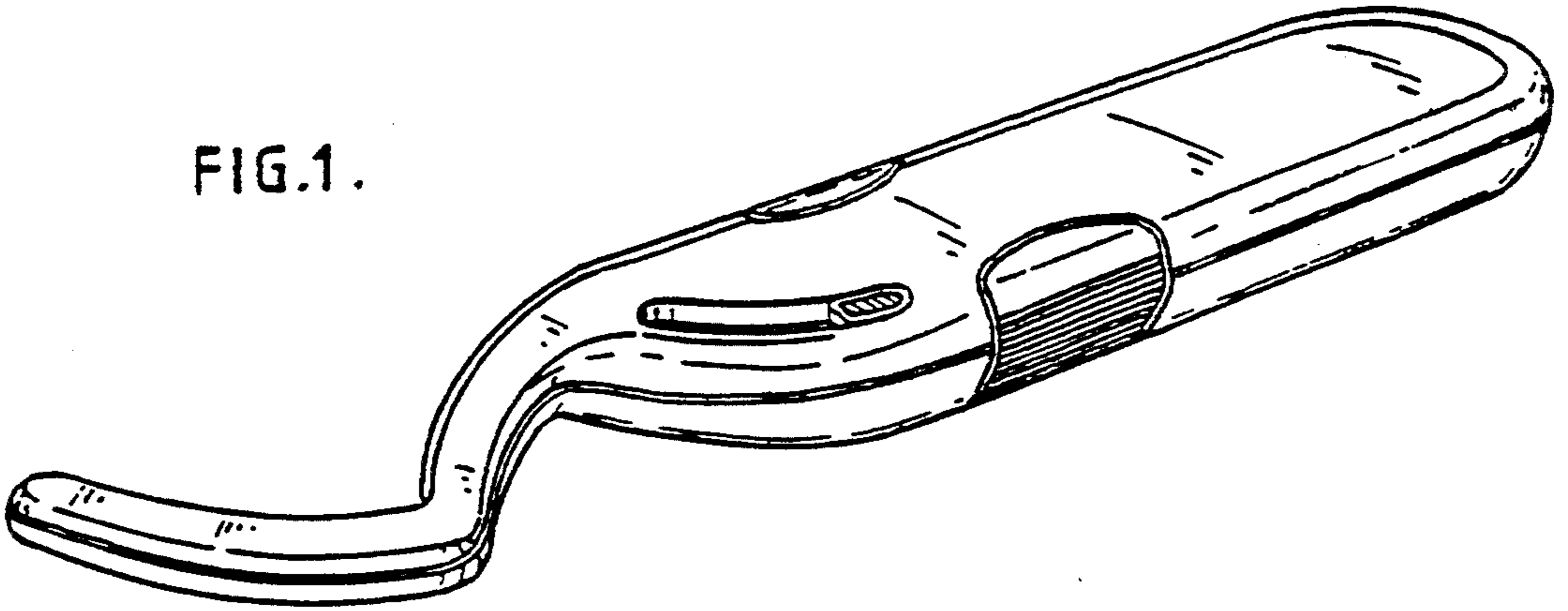


FIG.2.

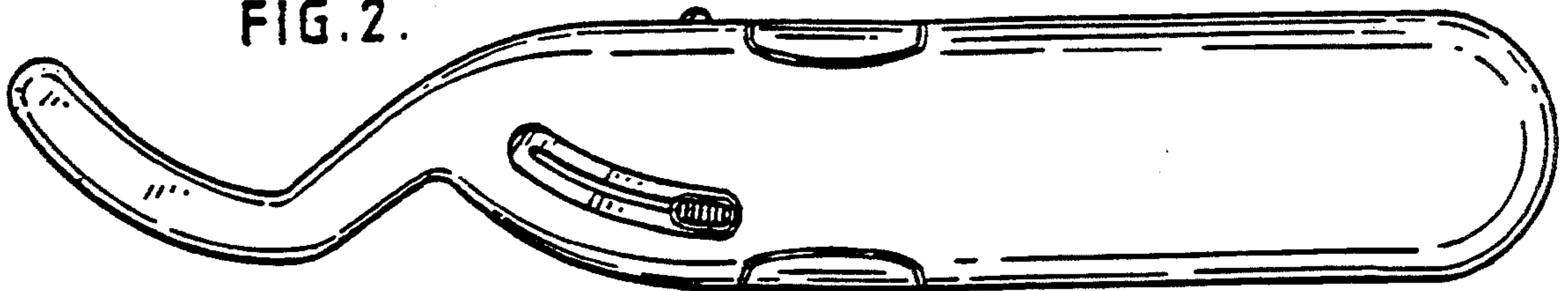


FIG.3.

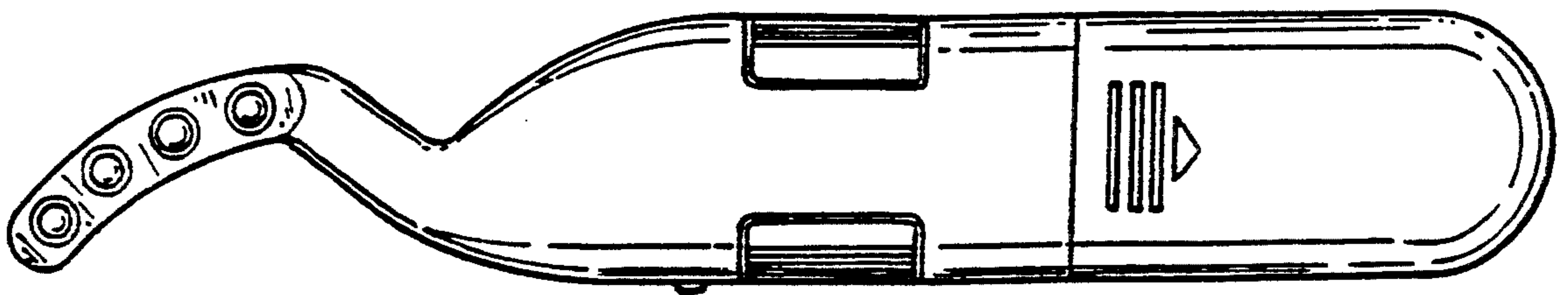


FIG.4.




FIG.5.





FIG.6.