



US00D358185S

# United States Patent [19]

Hope, II

[11] Patent Number: Des. 358,185

[45] Date of Patent: \*\* May 9, 1995

[54] BAT FOR PLAYING THE GAME OF BUNTBALL

[76] Inventor: Wayne A. Hope, II, 5238 Birchcrest Dr., Swartz Creek, Mich. 48473

[\*\*] Term: 14 Years

[21] Appl. No.: 20,178

[22] Filed: Mar. 21, 1994

[52] U.S. Cl. .... D21/211

[58] Field of Search ..... D21/211; 273/26 B, 26 R, 273/67 R, 72 R

[56] References Cited

## U.S. PATENT DOCUMENTS

D. 259,501 6/1981 Salisbury ..... D21/211  
4,819,935 4/1989 Dirksing et al. .... 273/26 B X  
5,246,228 9/1993 Hope, II ..... 273/88  
5,360,209 11/1994 Mollica ..... 273/26 R

Primary Examiner—Terry A. Wallace

Assistant Examiner—Mitchell I. Siegel  
Attorney, Agent, or Firm—James C. McLaughlin

[57] CLAIM

The ornamental design for a bat for playing the game of buntball, as shown and described.

## DESCRIPTION

FIG. 1 is a front elevation view of a bat for playing the game of buntball showing my new design;  
FIG. 2 is a bottom perspective view thereof;  
FIG. 3 is a top perspective view thereof;  
FIG. 4 is a front elevation view of a second embodiment of the bat as disclosed in FIG. 1;  
FIG. 5 is a bottom perspective view of FIG. 4;  
FIG. 6 is a top perspective view of FIG. 4;  
FIG. 7 is a front elevation view of a third embodiment of the bat as disclosed in FIG. 1;  
FIG. 8 is a bottom perspective view of FIG. 7; and,  
FIG. 9 is a top perspective view of FIG. 7.

The bat has radial symmetry about its major axis.

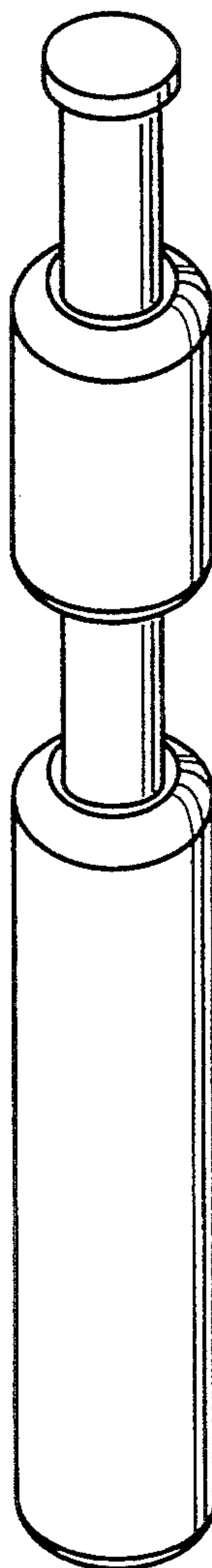


Figure 1

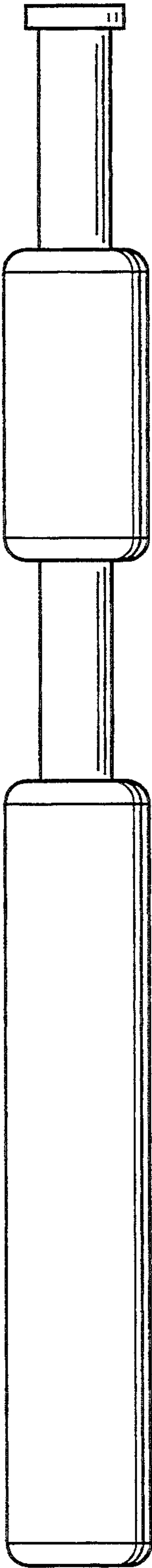


Figure 2




Figure 3

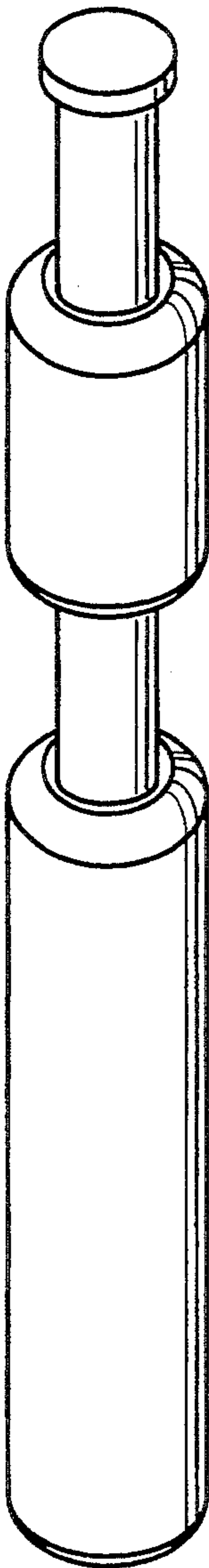


Figure 4

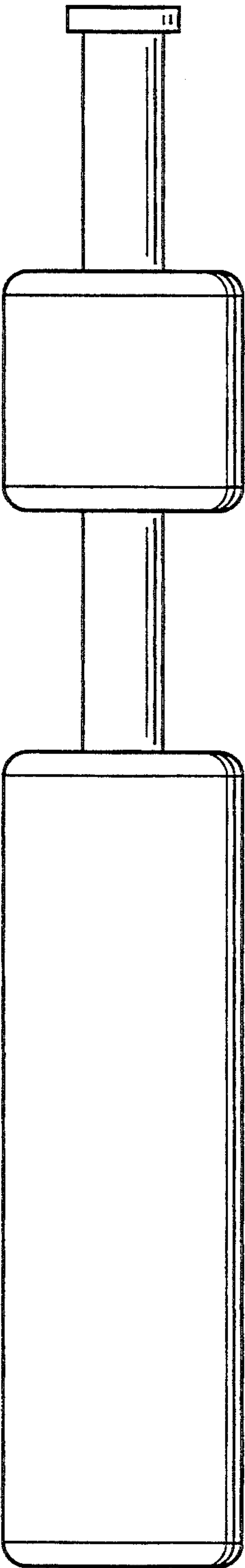


Figure 5




Figure 6




Figure 7

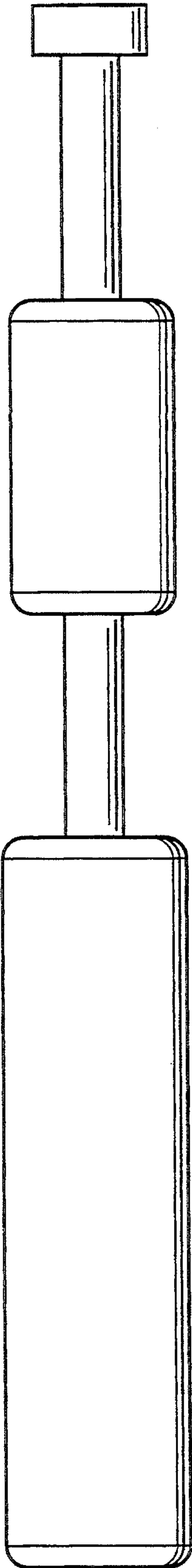




Figure 8

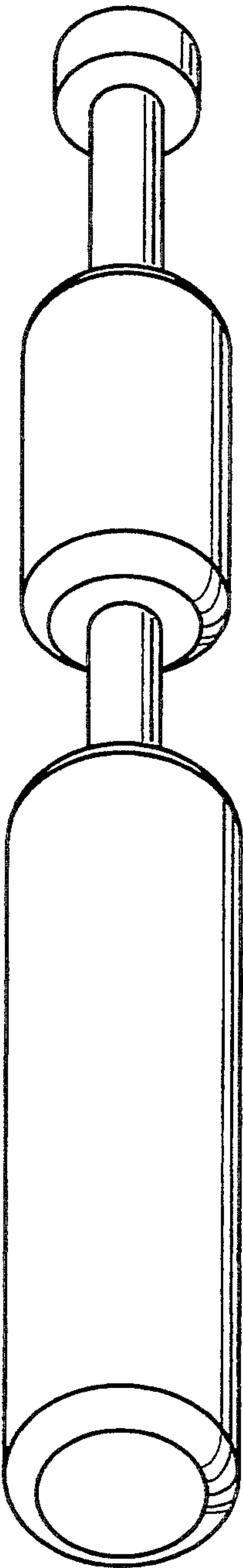


Figure 9

