



US00D358170S

# United States Patent [19]

[11] Patent Number: **Des. 358,170**

Osada

[45] Date of Patent: **\*\* May 9, 1995**

[54] GRIP FOR A WRITING INSTRUMENT

D. 308,396	6/1990	Sekiguchi .....	D19/49
4,601,598	7/1986	Schwartz et al. ....	401/6
4,966,478	10/1990	Kuo .....	401/57

[75] Inventor: **Minoru Osada**, Torrance, Calif.

[73] Assignee: **Pentel of America, Ltd.**, Torrance, Calif.

*Primary Examiner*—Martie Thompson  
*Attorney, Agent, or Firm*—Adams & Wilks

[\*\*] Term: **14 Years**

[57] **CLAIM**

[21] Appl. No.: **20,714**

The ornamental design for a grip for a writing instrument, as shown and described.

[22] Filed: **Mar. 30, 1994**

**DESCRIPTION**

[52] U.S. Cl. .... **D19/55; D19/48; D19/49**

FIG. 1 is a front elevational view of a grip for a writing instrument showing my new design, the rear being the same in appearance as the front;  
FIG. 2 is a right side elevational view thereof, the left side being the same in appearance as the right side; and,  
FIG. 3 is a top plan view thereof, the bottom being the same in appearance as the top.


[58] Field of Search ..... **D19/35, 36, 41-51, D19/54-58, 81-85; 401/6, 7, 88, 209-213**

[56] **References Cited**

**U.S. PATENT DOCUMENTS**

D. 130,051	10/1941	Weissenborn .....	D19/49 X
D. 284,773	7/1986	Schwartz .....	D19/48
D. 307,034	4/1990	Petterson .....	D19/48

The broken line showing of a writing instrument in FIGS. 1 and 2 is environmental only and forms no part of the claimed design.






FIG. 1




FIG. 2

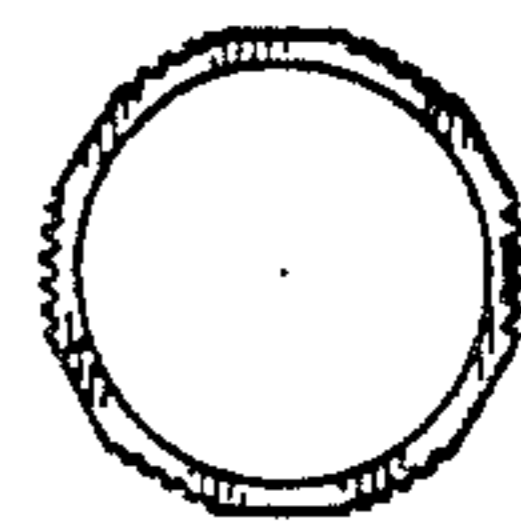


FIG. 3