



US00D358168S

# United States Patent [19]

[11] Patent Number: **Des. 358,168**

Osada

[45] Date of Patent: **\*\* May 9, 1995**

[54] **AUTOMATIC PENCIL**

[75] Inventor: **Minoru Osada**, Torrance, Calif.

[73] Assignee: **Pentel of America, Ltd.**, Torrance, Calif.

[\*\*] Term: **14 Years**

[21] Appl. No.: **20,713**

[22] Filed: **Mar. 30, 1994**

[52] U.S. Cl. .... **D19/48; D19/49; D19/51; D19/56**

[58] Field of Search ..... **D19/35, 36, 41-51, D19/53, 54-58, 81-85; 401/99, 100, 56, 57, 6, 7, 88**

[56] **References Cited**

### U.S. PATENT DOCUMENTS

- D. 130,051 10/1941 Weisseuborn ..... D19/49 X
- D. 269,189 5/1983 Sakaoka ..... D19/48
- D. 284,773 7/1986 Schwartz et al. .... D19/48
- D. 307,034 4/1990 Petterson ..... D19/48

- D. 308,396 6/1990 Sekiquchi ..... D19/48 X
- D. 338,039 8/1993 Takahashi ..... D19/51
- 4,601,598 7/1986 Schwartz et al. .... 401/6
- 4,938,626 7/1990 Kuo ..... 401/56
- 4,966,478 10/1990 Kuo ..... 401/57

### OTHER PUBLICATIONS

Jacobs Gardner Office Products, ©1989, see p. 584.

*Primary Examiner*—Martie Thompson  
*Attorney, Agent, or Firm*—Adams & Wilks

### [57] CLAIM

The ornamental design for an automatic pencil, as shown and described.

### DESCRIPTION

FIG. 1 is a right side elevational view of an automatic pencil showing my new design, the left side being the same in appearance as the right side; FIG. 2 is a front elevational view thereof; FIG. 3 is a rear elevational view thereof; FIG. 4 is a bottom plan view thereof; and, FIG. 5 is a top plan view thereof.






FIG. 1

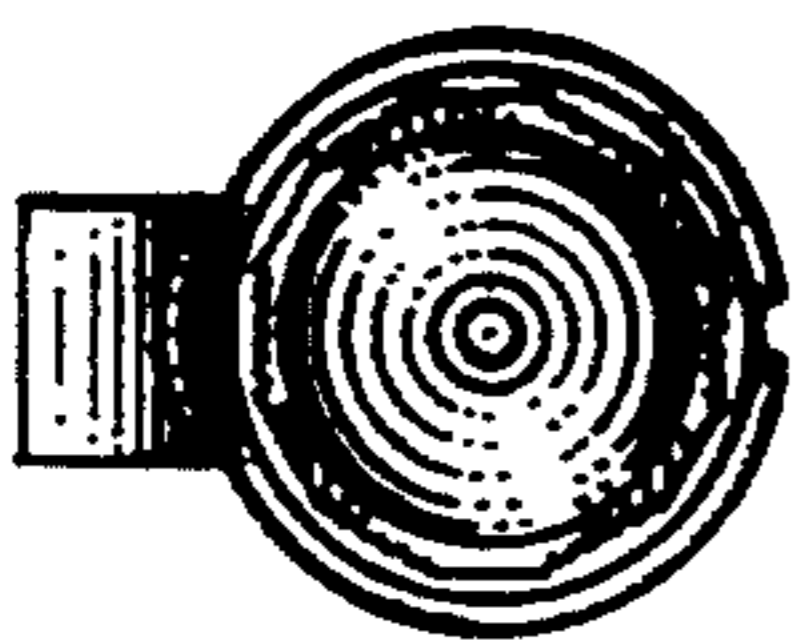


FIG. 4

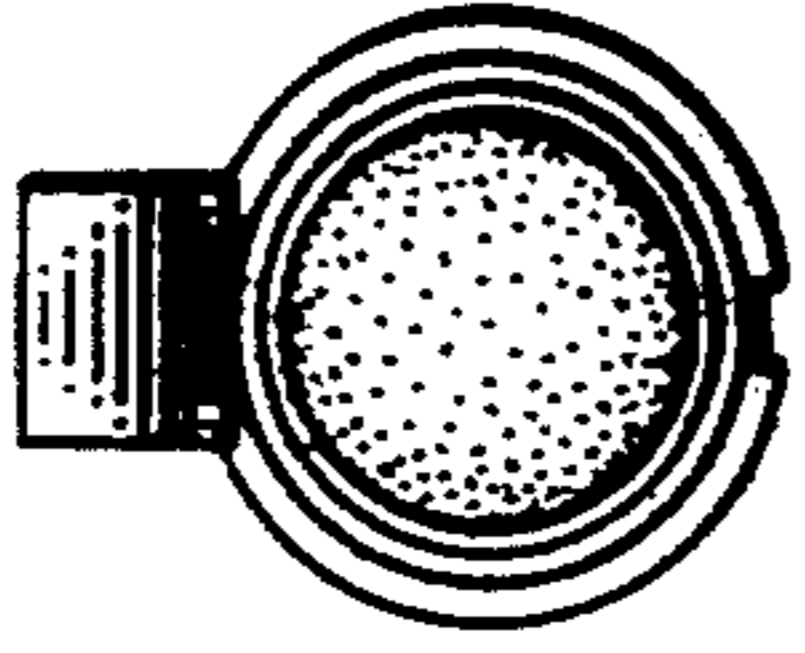


FIG. 5



FIG. 2



FIG. 3