



US00D358167S

United States Patent [19]

Herbst et al.

[11] Patent Number: **Des. 358,167**

[45] Date of Patent: **** May 9, 1995**

[54] **WRITING INSTRUMENT**

[75] Inventors: **Walter B. Herbst**, Evanston; **John D. Hartman**; **Mikael R. Backstrom**, both of Chicago, all of Ill.

[73] Assignee: **The Gillette Company**, Boston, Mass.

[**] Term: **14 Years**

[21] Appl. No.: **19,323**

[22] Filed: **Feb. 28, 1994**

[52] U.S. Cl. **D19/48; D19/49; D19/51; D19/56; D19/57**

[58] Field of Search **D19/35, 36, 41-51, D19/54-58, 81-85; 401/209, 243, 244, 245, 246, 247, 202, 262**

[56] **References Cited**

U.S. PATENT DOCUMENTS

- D. 98,522 2/1936 Juelss D19/51 X
- D. 137,496 3/1944 Lustig D19/48 X
- D. 254,315 2/1980 Carre D19/56 X
- D. 279,115 6/1985 Nishida D19/51
- D. 316,726 5/1991 Itoh D19/51

- D. 327,707 7/1992 Ratami D19/49
- D. 339,607 9/1993 White et al. D19/43 X
- 5,073,056 12/1991 Belmando 401/202

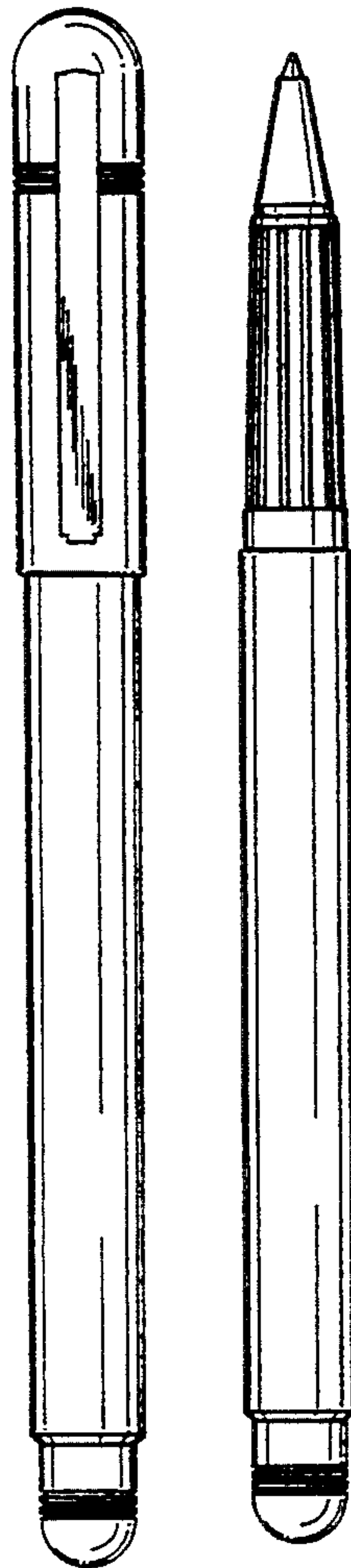
Primary Examiner—Martie Thompson
Attorney, Agent, or Firm—Paul I. Douglas

[57] **CLAIM**

The ornamental design for a writing instrument, as shown and described.

DESCRIPTION

FIG. 1 is a front elevational view of a writing instrument showing our new design;
 FIG. 2 is a left side elevational view of the writing instrument the other side being a mirror image thereof;
 FIG. 3 is a front elevational view of the writing instrument with the cap removed;
 FIG. 4 is a top plan view of the writing instrument with the cap removed;
 FIG. 5 is a bottom plan view of the writing instrument with the cap removed;
 FIG. 6 is a right side view of the cap, the opposite side being a mirror image thereof;
 FIG. 7 is a top plan view of the cap; and,
 FIG. 8 is a bottom plan view of the cap.






FIG. 1




FIG. 2



FIG. 4



FIG. 3

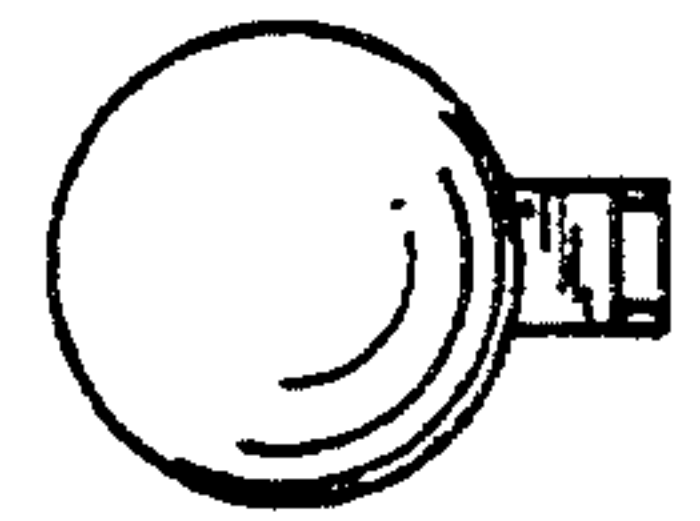


FIG. 7




FIG. 6

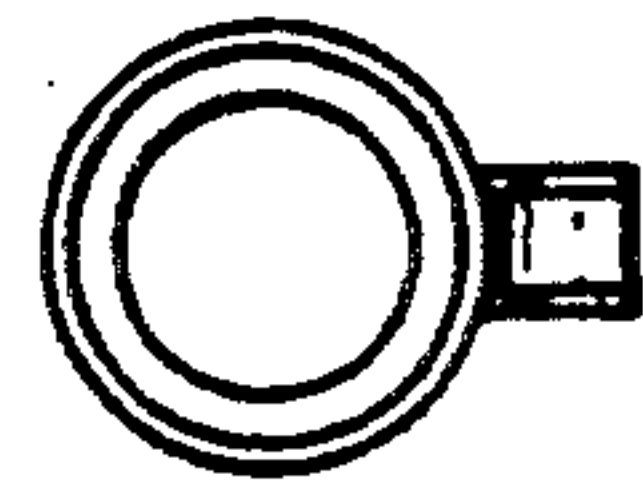


FIG. 8



FIG. 5