



US00D358147S

United States Patent [19]

[11] Patent Number: **Des. 358,147**

Siddoway et al.

[45] Date of Patent: **** May 9, 1995**

[54] **PORTABLE COMMUNICATION DEVICE**

[75] Inventors: **Craig F. Siddoway, Davie; Scott H. Richards, Plantation; Bruce A. Claxton, Coral Springs; David H. Karl, Tamarac, all of Fla.**

[73] Assignee: **Motorola, Inc., Schaumburg, Ill.**

[**] Term: **14 Years**

[21] Appl. No.: **2,640**

[22] Filed: **Dec. 14, 1992**

[52] U.S. Cl. **D14/137**

[58] Field of Search **D14/124, 137, 138, 155, D14/159, 299; 455/73, 89, 90**

[56] **References Cited**

U.S. PATENT DOCUMENTS

D. 271,764	12/1983	Toth et al.	D14/3
D. 280,620	9/1985	Toth et al.	D14/70
D. 290,842	7/1987	Scheid et al.	D14/68
D. 292,211	10/1987	Imazeki	D14/137
D. 294,257	2/1988	Nagele et al.	D14/63
D. 322,435	12/1991	Nakamachi et al.	D14/138
D. 339,128	9/1993	Claxton et al.	D14/138
D. 340,451	10/1993	Beaumont et al.	D14/137 X

Primary Examiner—Theodore M. Shooman
Attorney, Agent, or Firm—Dale W. Dorinski

[57] **CLAIM**

The ornamental design for a portable communication device, as shown and described.

DESCRIPTION

FIG. 1 is a top plan view of a portable communications device showing our new design; FIG. 2 is a front elevational view; FIG. 3 is a bottom plan view; FIG. 4 is a rear view; FIG. 5 is a right side elevational view; FIG. 6 is a left side elevational view; FIG. 7 is a front, top, and left side perspective view; FIG. 8 is a top plan view of a second embodiment of the portable communications device illustrated in FIG. 1; FIG. 9 is a front elevational view of the embodiment disclosed in FIG. 8; and, FIG. 10 is a front, top, and left side perspective view of the embodiment disclosed in FIG. 8.

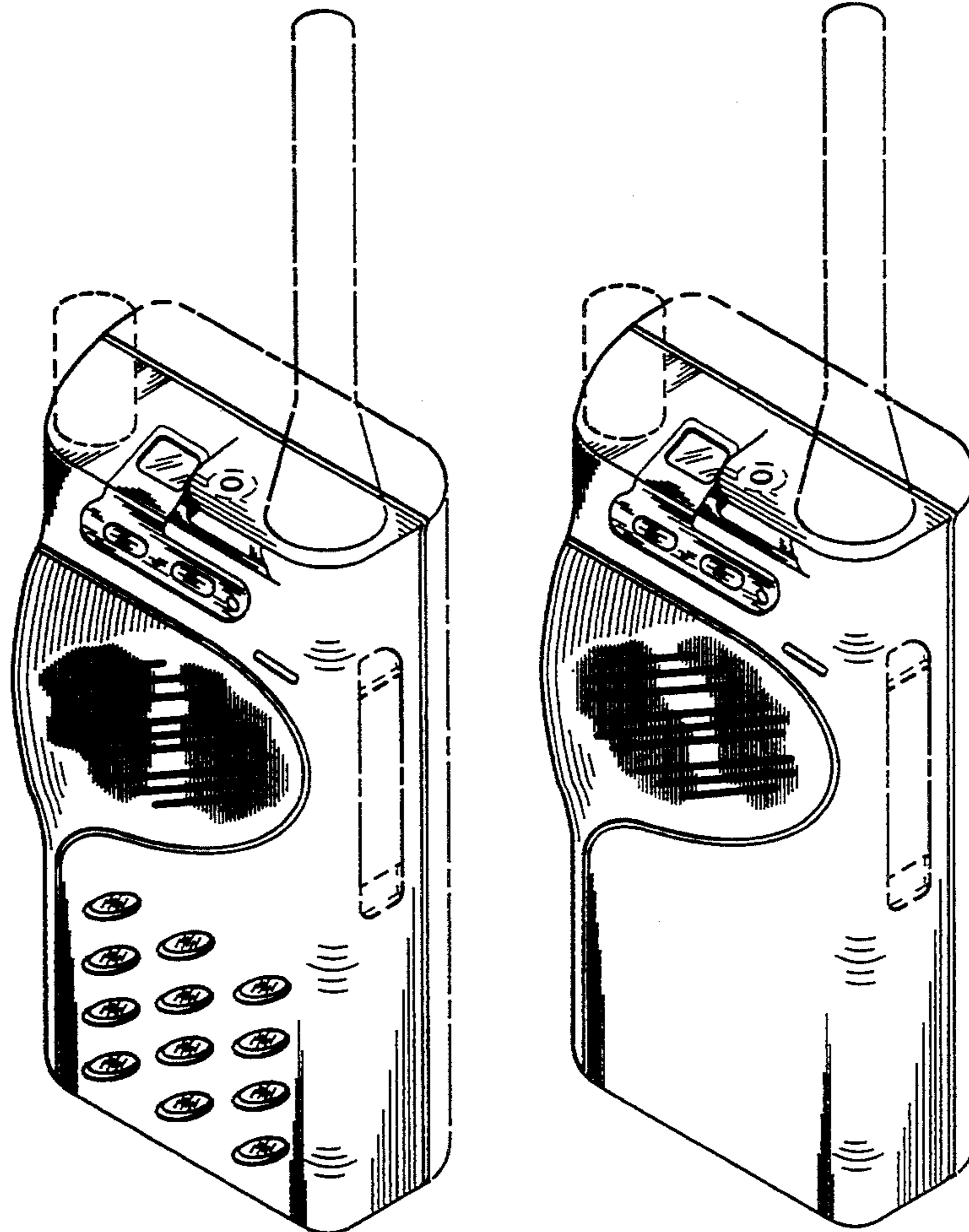


FIG. 1




FIG. 2




FIG. 3

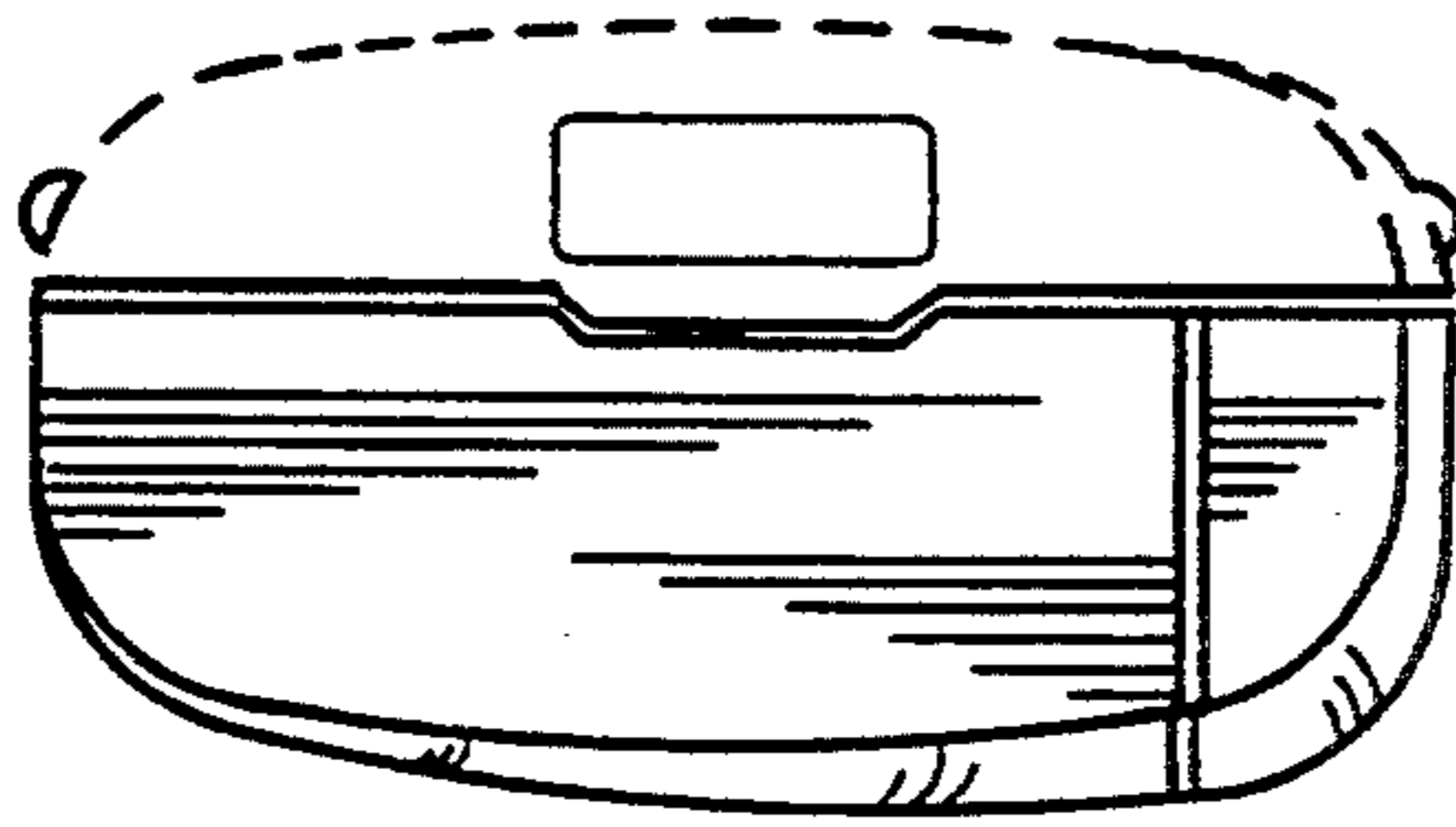


FIG. 4

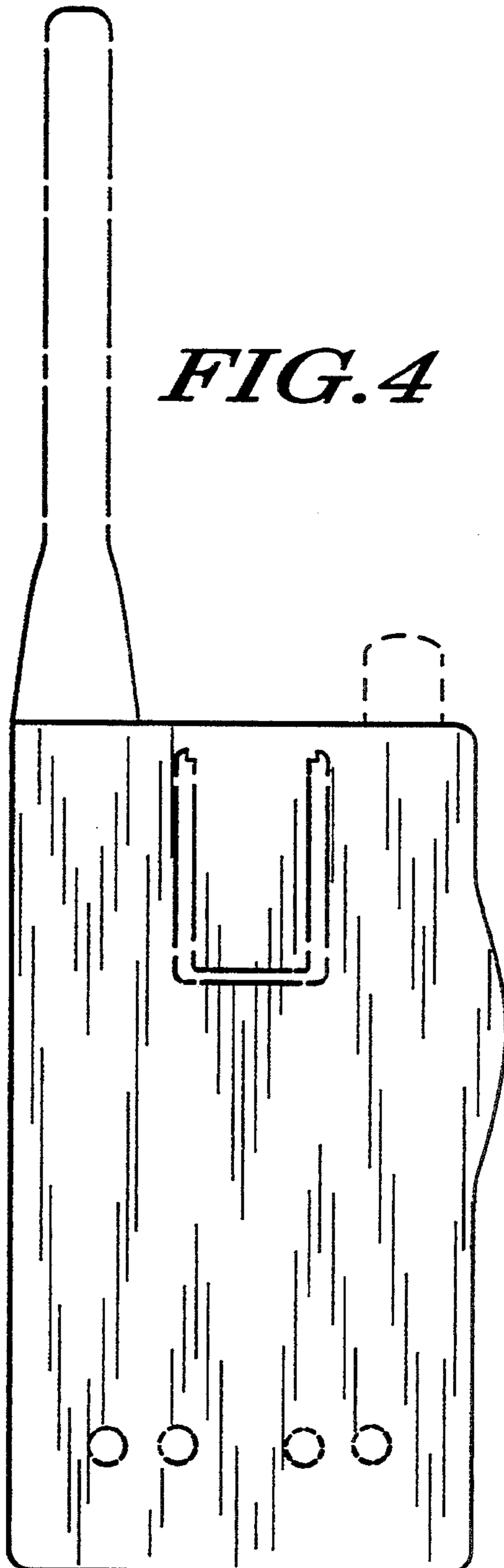


FIG. 5

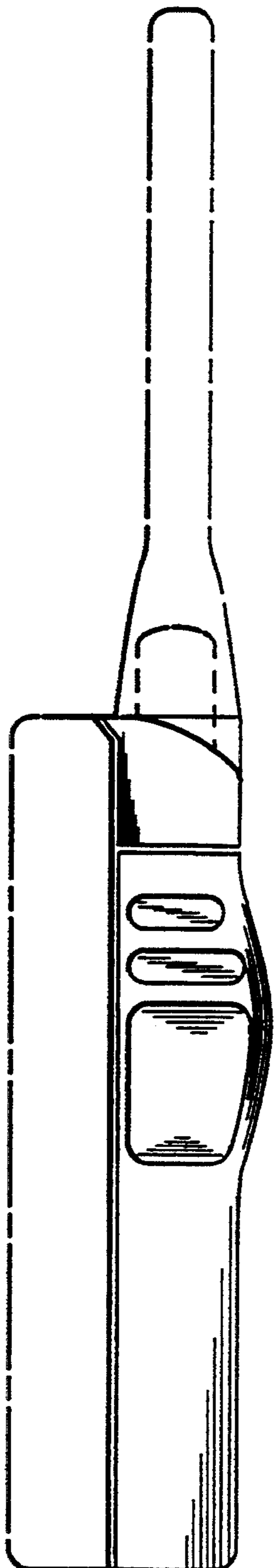


FIG. 6

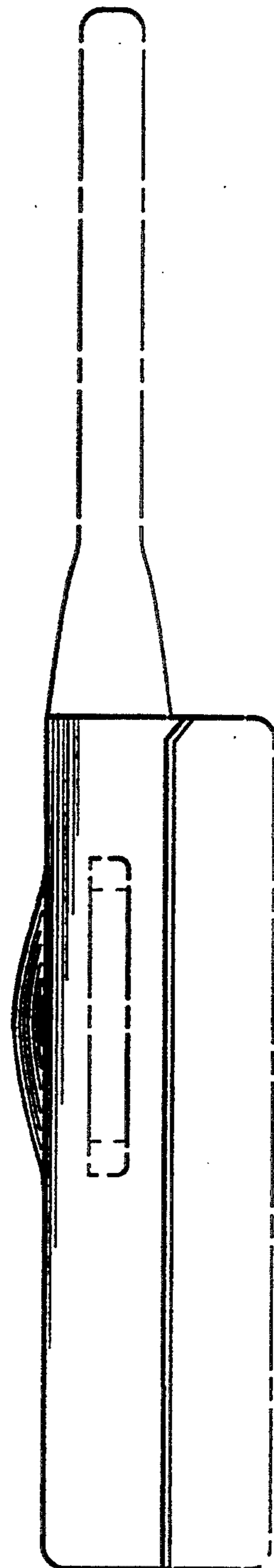


FIG. 7

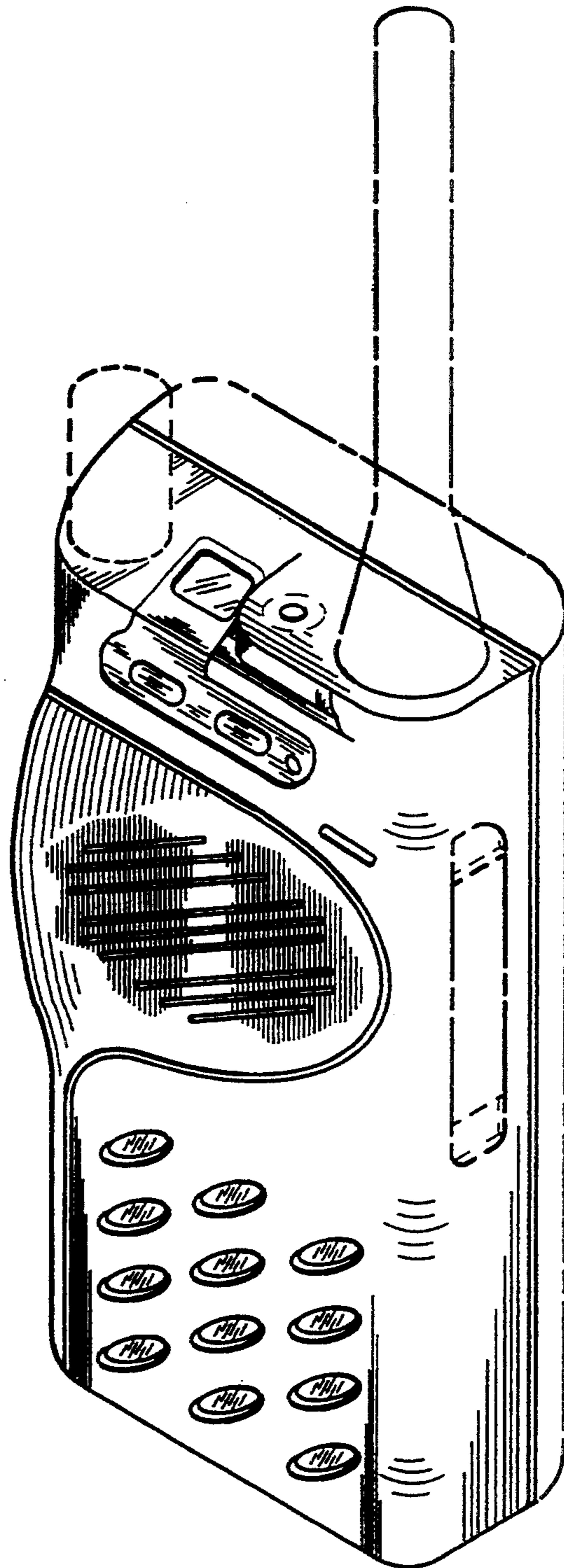


FIG. 8

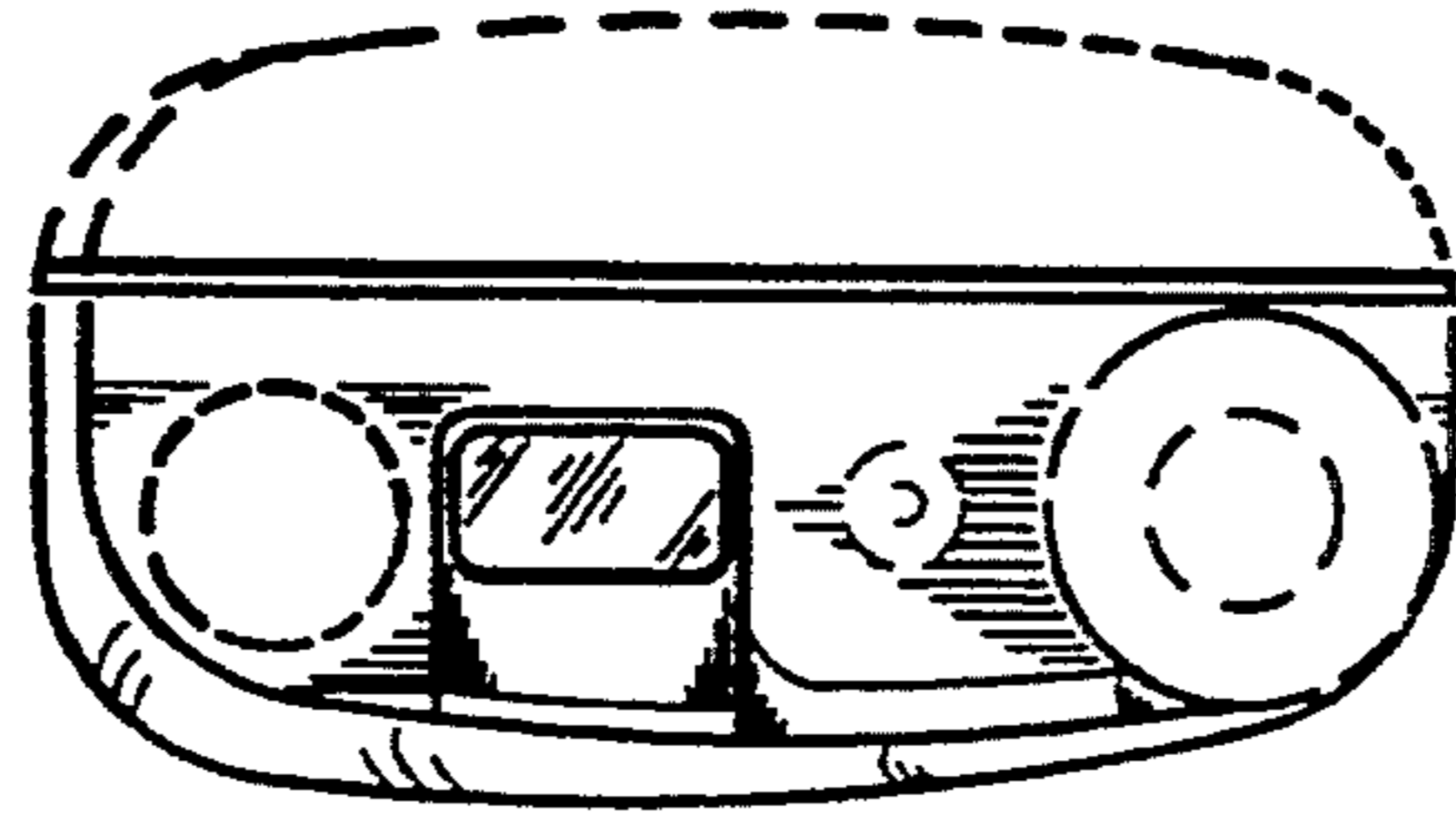


FIG. 9


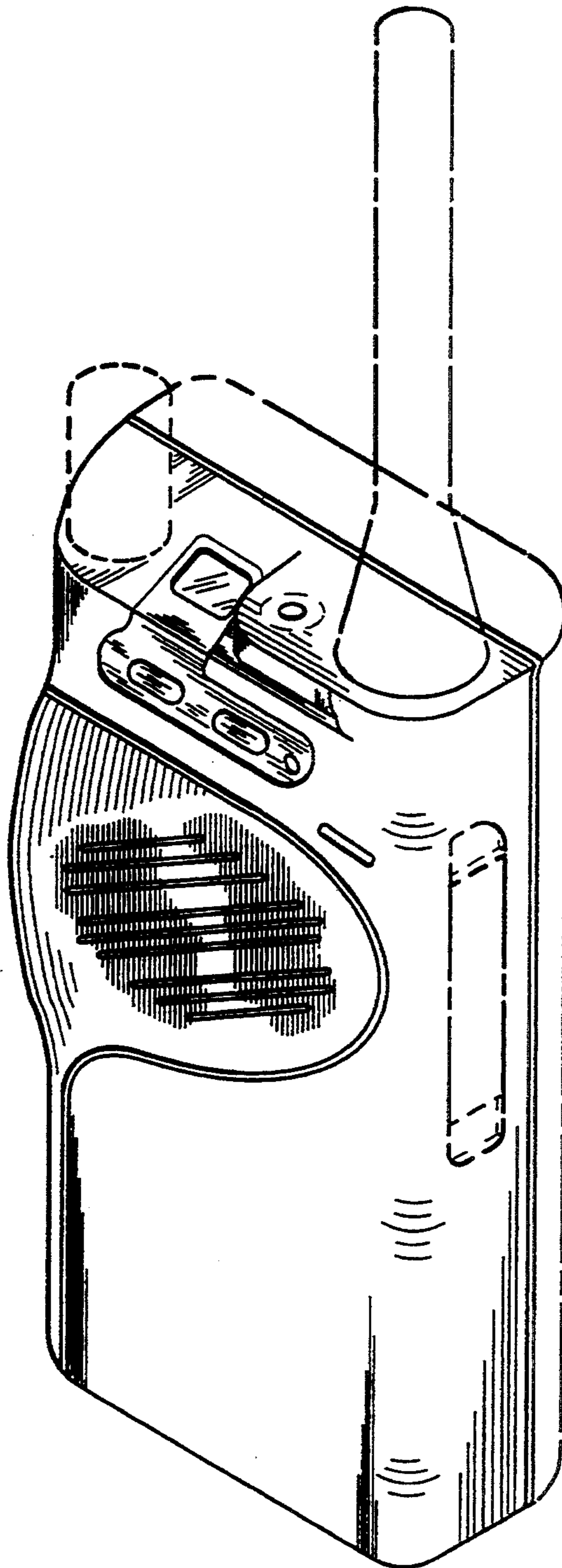


FIG. 10



UNITED STATES PATENT AND TRADEMARK OFFICE
CERTIFICATE OF CORRECTION

PATENT NO. : Des. 358,147
DATED : May 9, 1995
INVENTOR(S) : Siddoway, et al.

It is certified that error appears in the above-identified patent and that said Letters Patent is hereby corrected as shown below:

Title page , column 2, after "FIG. 10" insert the following two paragraphs:

-- The views of the second embodiment not illustrated in the drawings are the same as the corresponding view of the first embodiment.

The broke line showing in the drawings is for illustrative purposes only and forms no part of the claimed design. --.

Signed and Sealed this
Twelfth Day of March, 1996



BRUCE LEHMAN

Commissioner of Patents and Trademarks

Attest:

Attesting Officer