



US00D358118S

United States Patent [19]

Lee et al.

[11] Patent Number: Des. 358,118

[45] Date of Patent: \*\* May 9, 1995

[54] PASSENGER CAR

[75] Inventors: Dong-Young Lee, Seoul; Dong-Hee Lee, Kwangmyong, both of Rep. of Korea

[73] Assignees: Kia Motors Corporation, Seoul; Kia Service Co., Ltd., Kyunggi, both of Rep. of Korea

[\*\*] Term: 14 Years

[21] Appl. No.: 867,034

[22] Filed: Apr. 10, 1992

[30] Foreign Application Priority Data

Oct. 15, 1991 [KR] Rep. of Korea ..... 15063  
Oct. 15, 1991 [KR] Rep. of Korea ..... 15064  
[52] U.S. Cl. .... D12/91  
[58] Field of Search ..... D12/91; 296/185

[56] References Cited

U.S. PATENT DOCUMENTS

D. 318,827 8/1991 Wada et al. .... D12/91  
D. 318,828 8/1991 Wada et al. .... D12/91  
D. 331,894 12/1992 Hunter ..... D12/91

OTHER PUBLICATIONS

Autocar & Motor, Jan. 30 1991, p. 4 & 5, Mitsubishi Shogun Automobile, Top of Page.  
Motor Trend, Feb. 1990, p. 22, Daihatsu Rocky Automobile, Second Box Up From Bottom of Page.  
Motor Trend, Nov. 1989, p. 88, Geo Tracker/Suzuki Sidekick Automobile Top of Page.

Primary Examiner—James M. Gandy  
Attorney, Agent, or Firm—Morgan & Finnegan

[57] CLAIM

The ornamental design for a passenger car, as shown and described.

DESCRIPTION

FIG. 1 is a left side view of a passenger car embodying said new design;  
FIG. 2 is a right side view thereof;  
FIG. 3 is a front view thereof;  
FIG. 4 is a rear view thereof;  
FIG. 5 is a top plan view thereof;  
FIG. 6 is a perspective view, as seen from the front, top and left side thereof;  
FIG. 7 is a left side view of a passenger car showing a second embodiment of our new design;  
FIG. 8 is a right side view thereof;  
FIG. 9 is a front view thereof;  
FIG. 10 is a rear view thereof;  
FIG. 11 is a top plan view thereof; and,  
FIG. 12 is a perspective view, as seen from the front, top and left side thereof.




FIG. 1




FIG. 2




FIG. 3



FIG. 4

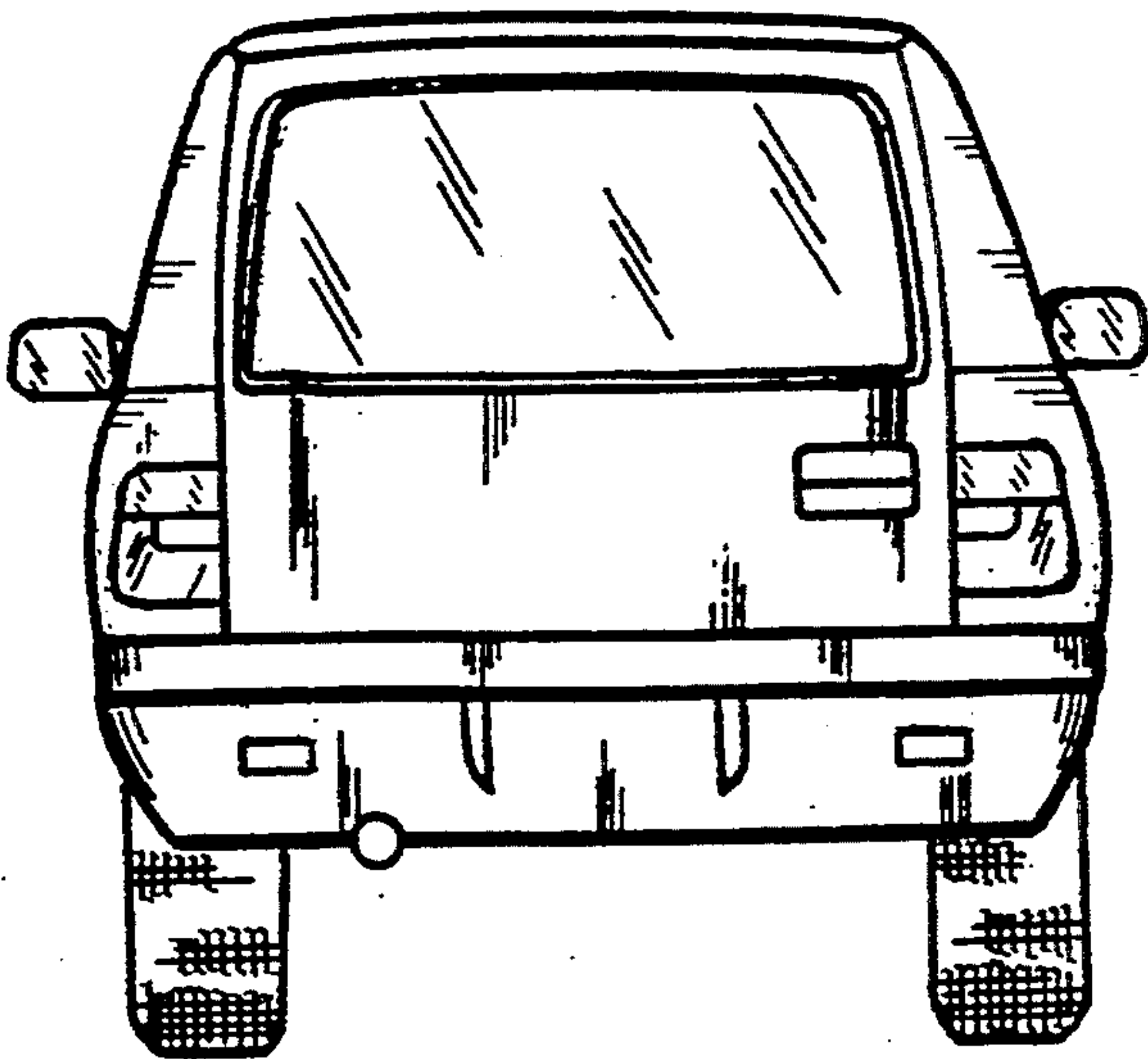


FIG. 5

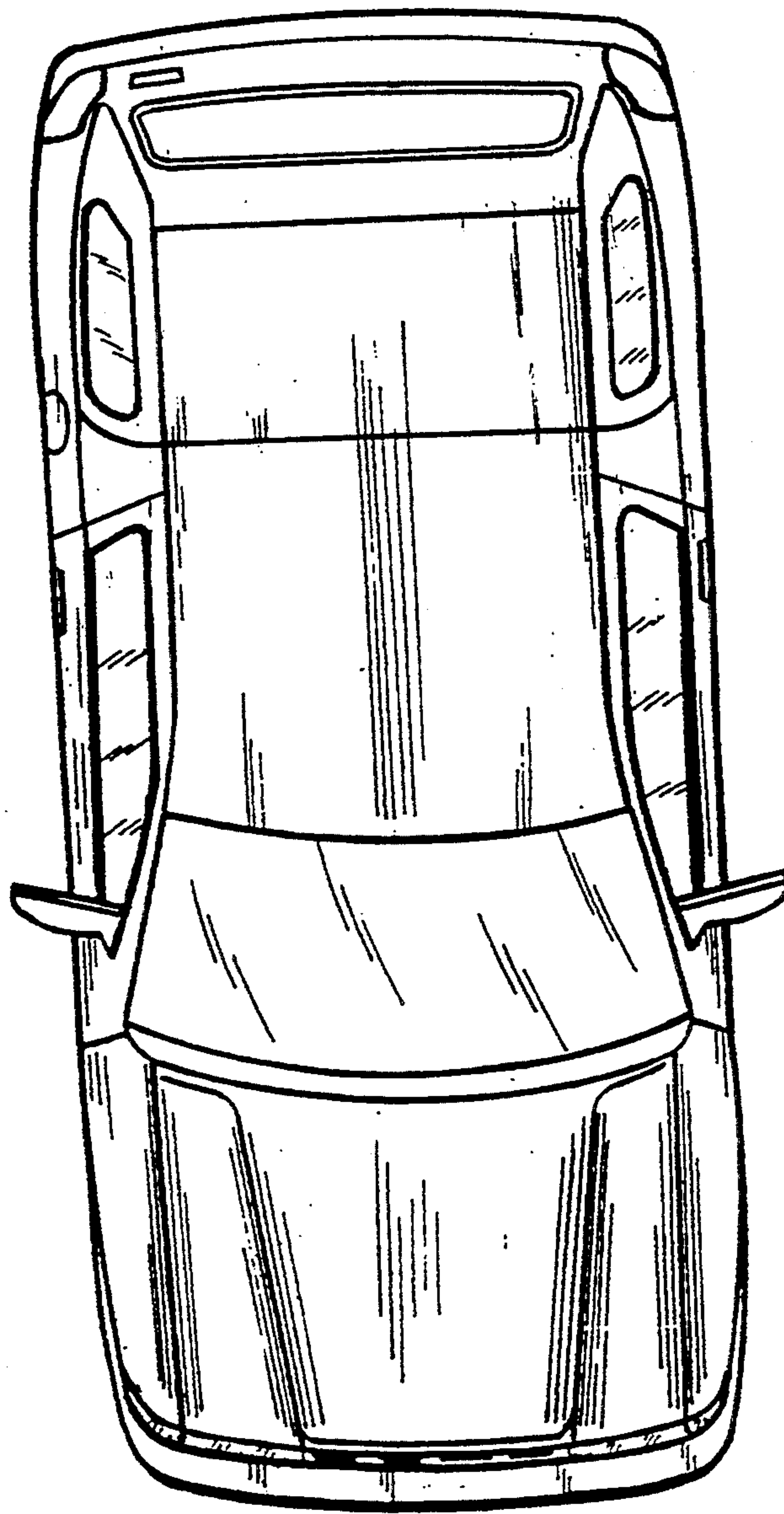




FIG. 6




FIG. 7




FIG. 8




FIG. 9




FIG. 10




FIG. II

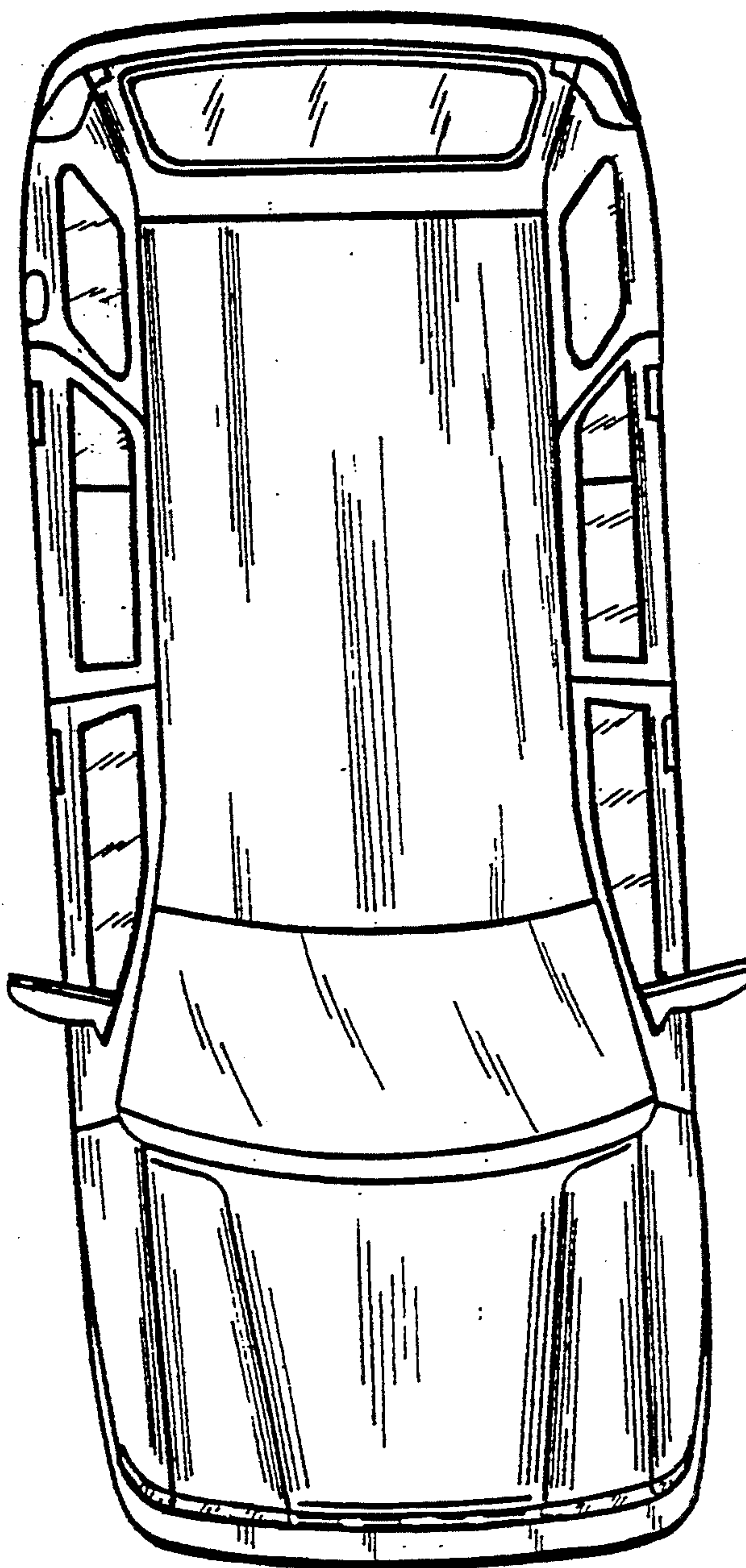




FIG. 12

