



US00D358115S

United States Patent [19] Rahr

[11] Patent Number: **Des. 358,115**
[45] Date of Patent: **** May 9, 1995**

[54] VASE

[56] References Cited

U.S. PATENT DOCUMENTS

D. 50,221 1/1917 Smith D11/154 X
1,706,335 3/1929 Toch 220/506
4,035,951 7/1977 Dedolph 47/67

FOREIGN PATENT DOCUMENTS

1112342 3/1956 France D7/523

OTHER PUBLICATIONS

Table ware International, Apr., 1974, p. 52, "Vase", top left of page.

Primary Examiner—Louis S. Zarfaz
Assistant Examiner—Monica A. Hannon
Attorney, Agent, or Firm—Warren L. Franz; James H. Beusse

[76] Inventor: **Peter N. Rahr**, 19 Corinne Road,
Tufnell Park, London, United
Kingdom, N19 5EZ

[**] Term: **14 Years**

[21] Appl. No.: **15,751**

[22] Filed: **Nov. 24, 1993**

[30] Foreign Application Priority Data

Jun. 7, 1993 [GB] United Kingdom 2031568

[52] U.S. Cl. **D11/144; D11/143;**
D11/152; D11/153

[58] Field of Search D7/509, 523, 547;
D9/442, 443, 444, 455, 456; D11/143, 145, 146,
148, 152, 153, 154, 155, 156, 164; 47/41.11,
41.12, 41.13, 41.14, 41.15, 66 A, 66 B, 66 C, 66
D, 66 I, 66 MD, 80, 69 T, 79, 81, 67, 68, 69, 70,
71, 72, 73, 74, 75, 76, 77, 78; 362/161, 162, 163;
431/126, 288, 289, 291; D26/9, 11

[57] CLAIM

The ornamental design for a vase, as shown and de-
scribed.

DESCRIPTION

FIG. 1 is a front elevational view of a vase showing my
new design, the rear, right side and left side elevational
views thereof being identical;
FIG. 2 is a perspective view thereof;
FIG. 3 is a top plan view thereof; and,
FIG. 4 is a bottom plan view thereof.

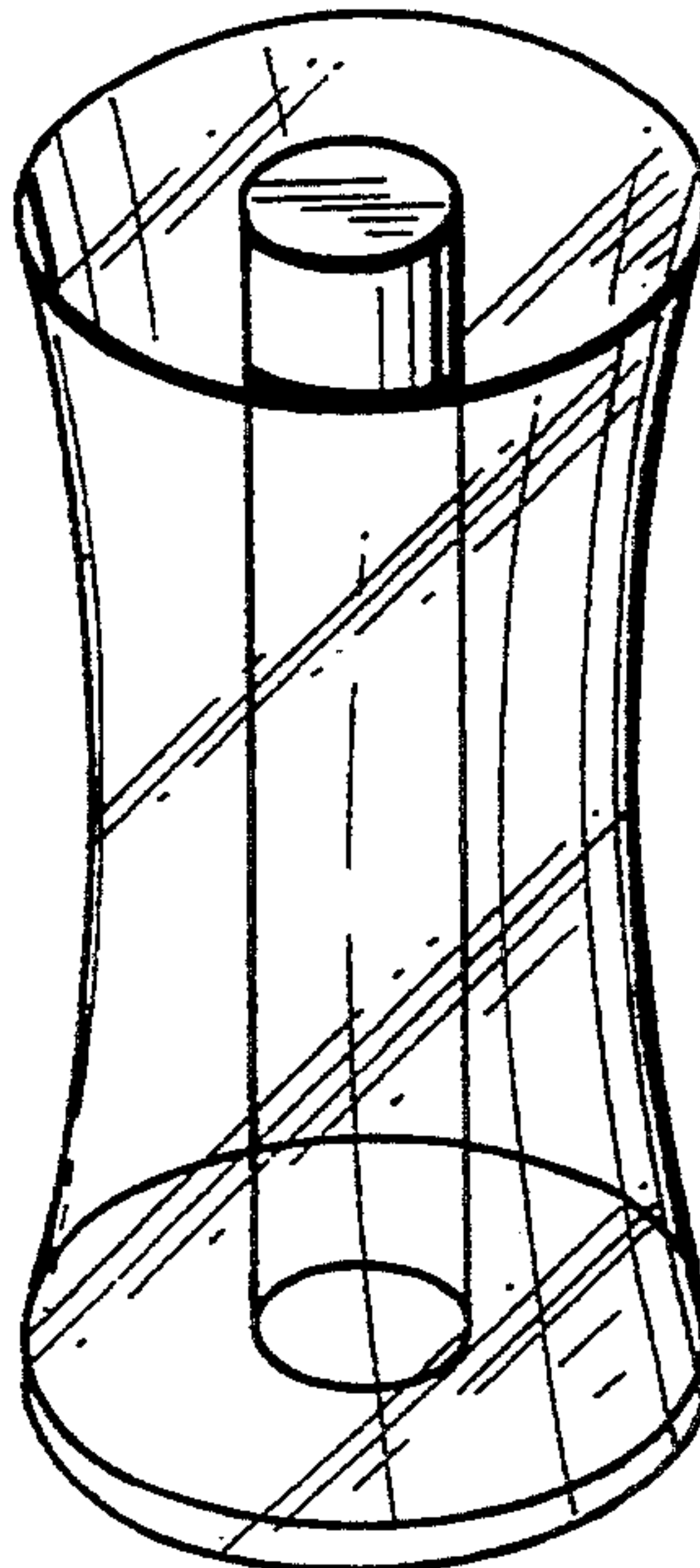


FIG. 1

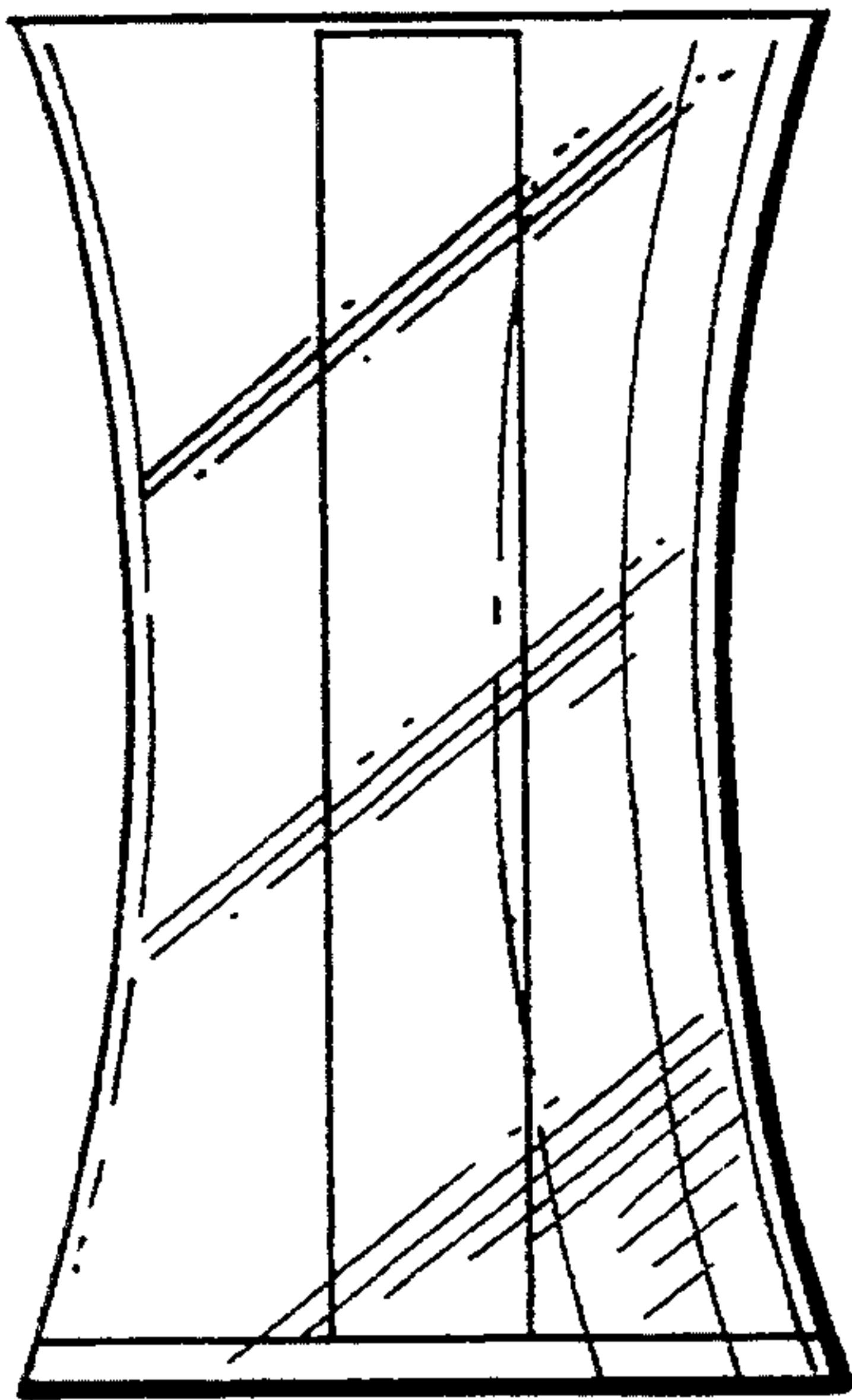


FIG. 2

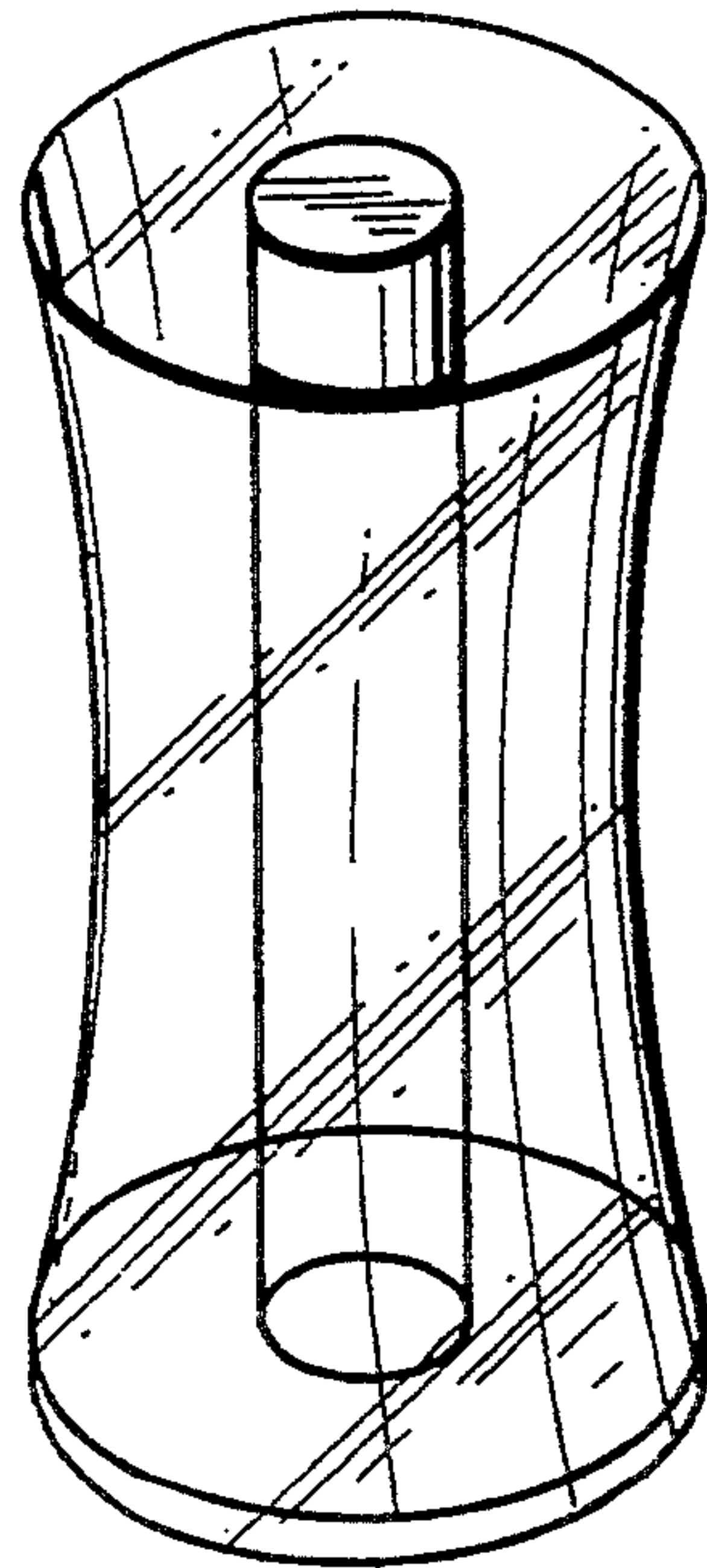


FIG. 3

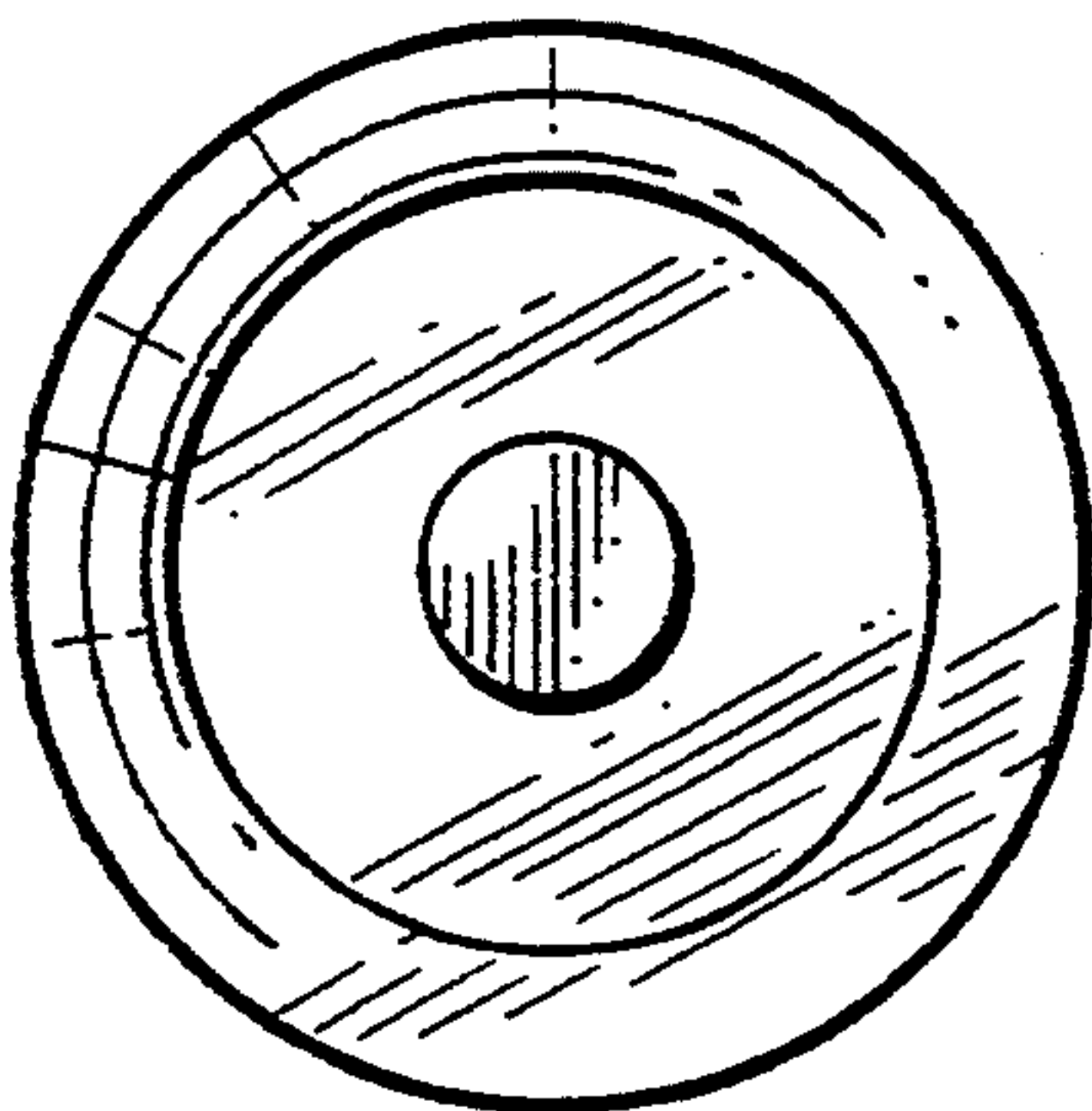


FIG. 4

