



US00D358112S

United States Patent [19]

[11] Patent Number: **Des. 358,112**

Butler

[45] Date of Patent: **** May 9, 1995**

[54] **EXPANSION BRACELET**

D. 168,240	11/1952	Rodriguez	D11/24
D. 304,432	11/1989	Cowan	D11/25
D. 338,423	8/1993	Bichi	D11/13

[75] Inventor: **George T. Butler, Warwick, R.I.**

[73] Assignee: **Textron Inc., Providence, R.I.**

Primary Examiner—A. Hugo Word
Attorney, Agent, or Firm—Samuels, Gauthier & Stevens

[**] Term: **14 Years**

[21] Appl. No.: **8,749**

[57] **CLAIM**

[22] Filed: **May 25, 1993**

The ornamental design for an expansion bracelet, as shown and described.

[52] U.S. Cl. **D11/24; D11/19**

[58] Field of Search **D11/1-18, D11/20-25, 93-94, 87; 63/1.1-11, 26; 59/78-82, 84, 90-92; D10/30-39**

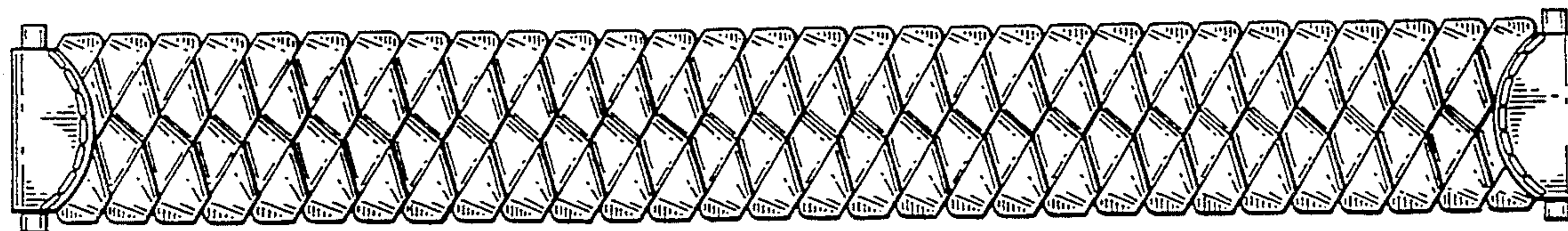
DESCRIPTION

[56] **References Cited**

U.S. PATENT DOCUMENTS

45,064	12/1913	Heilborn	D11/93
D. 152,729	2/1949	Philippe	D11/12

FIG. 1 is a top plan view of an expansion bracelet showing my new design;
FIG. 2 is a bottom plan view thereof;
FIG. 3 is a side elevational view thereof;
FIG. 4 is an end view thereof; and,
FIG. 5 is an enlarged detail view of two links shown for clarity of illustration.



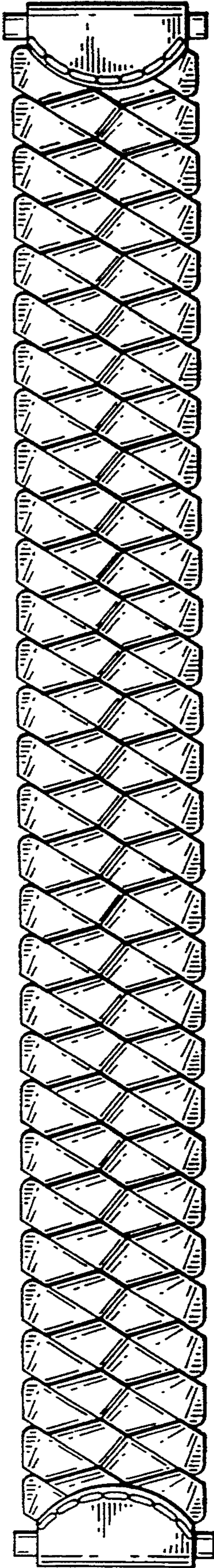


FIG. 1




FIG. 2



FIG. 3




FIG. 4

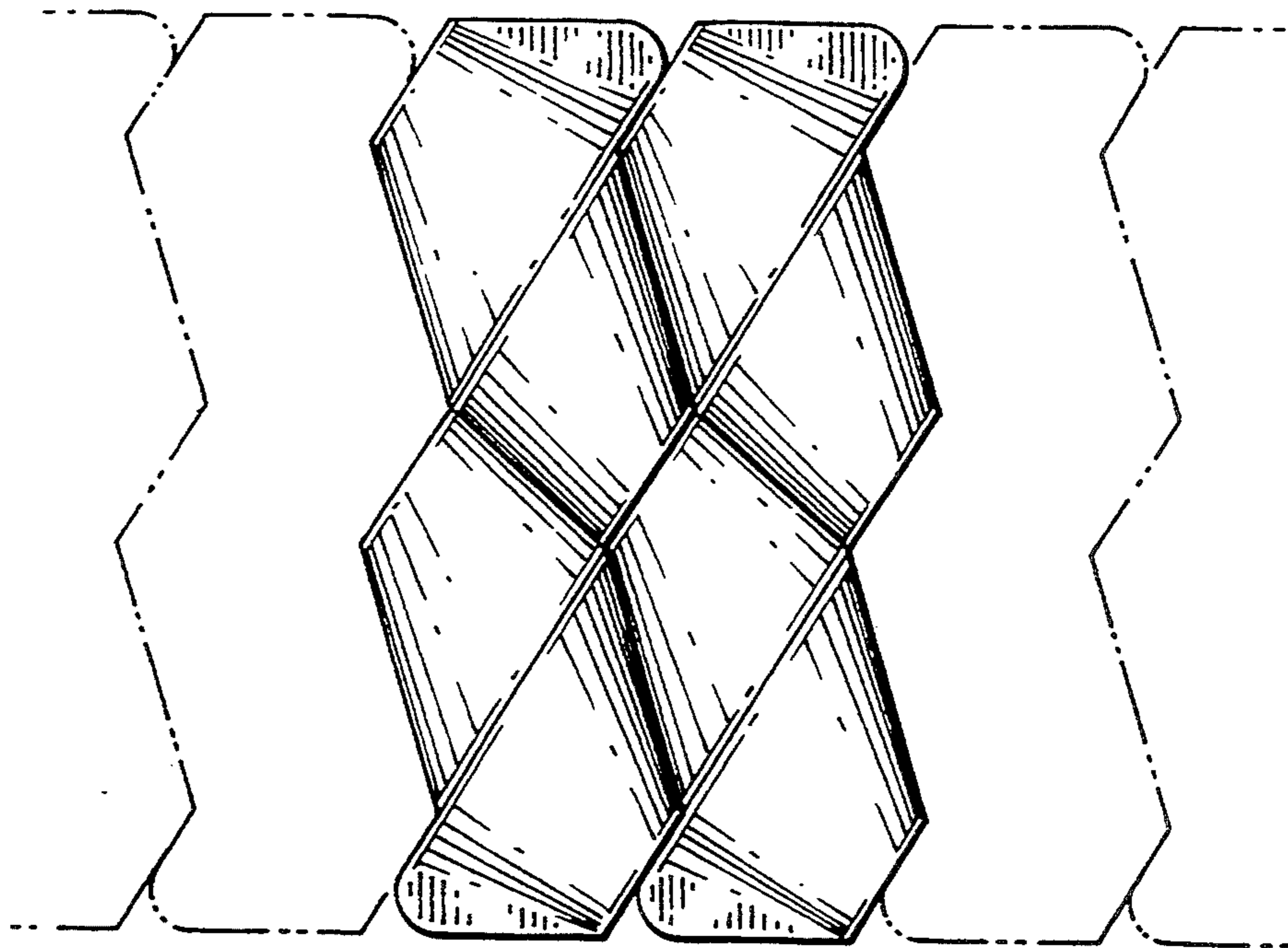


FIG. 5