



US00D358106S

United States Patent [19]

[11] Patent Number: **Des. 358,106**

Zaplatynsky et al.

[45] Date of Patent: **** May 9, 1995**

[54] FRONT PANEL

4,702,535	10/1987	Beun	361/415 X
4,758,928	7/1988	Wienc et al.	361/415
4,862,320	8/1989	Schmidt et al.	361/383

[75] Inventors: **Craig S. Zaplatynsky**, Algonquin;
Vijay J. Nadkarni, Naperville, both
of Ill.

Primary Examiner—Antoine Duval Davis
Attorney, Agent, or Firm—Nedra D. Karim; James A.
Coffing

[73] Assignee: **Motorola, Inc.**, Schaumburg, Ill.

[**] Term: **14 Years**

[57] CLAIM

[21] Appl. No.: **16,623**

The ornamental design for a front panel, as shown and described.

[22] Filed: **Dec. 17, 1993**

[52] U.S. Cl. **D10/103; D10/125**

[58] Field of Search **D10/102, 103, 125;**
D13/110, 118, 162, 164, 168, 177, 184;
D14/197; 361/380, 383, 390-395, 399, 412, 415,
417; 364/424.01, 424.03, 424.04, 424.07

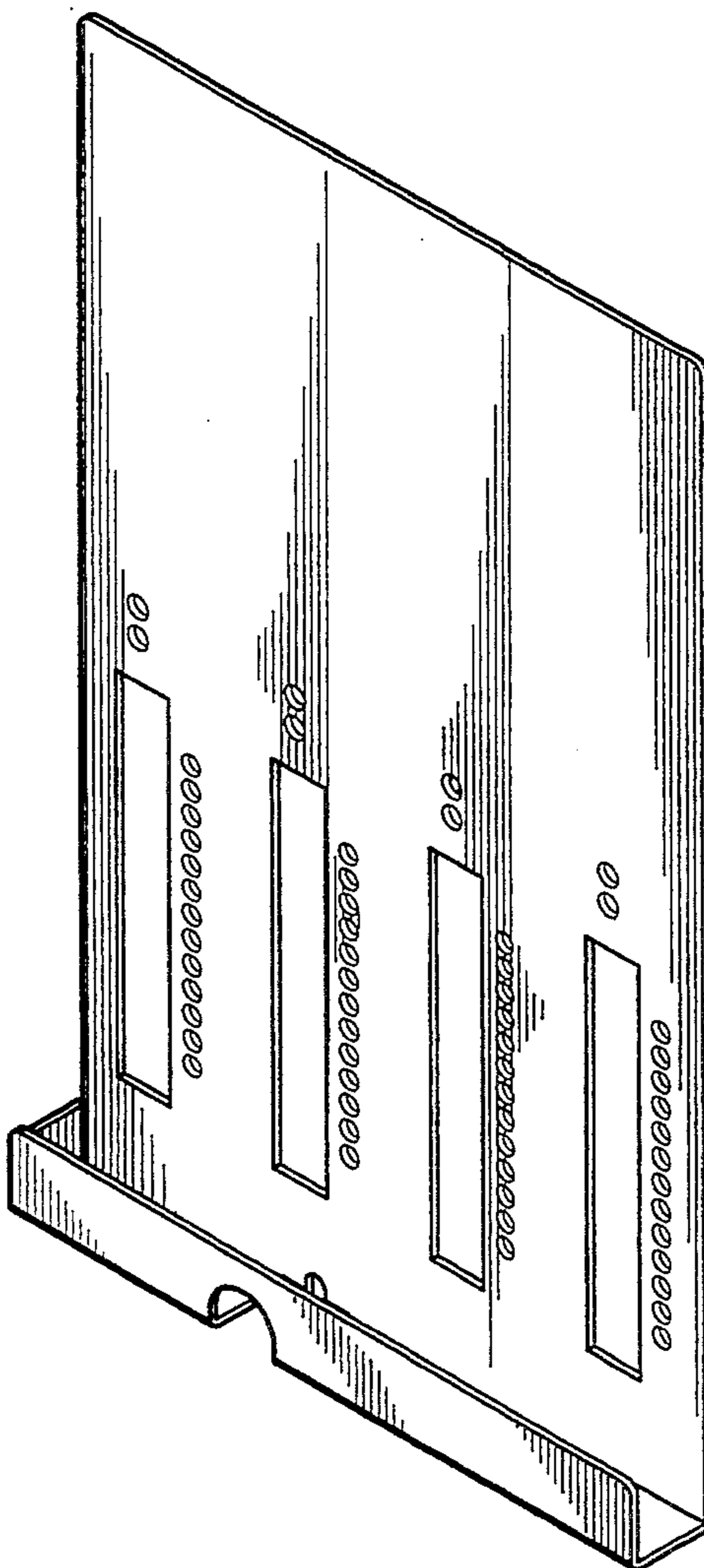
DESCRIPTION

[56] References Cited

U.S. PATENT DOCUMENTS

D. 337,754	7/1993	Petterson et al.	D13/164
3,058,020	10/1962	Balan	361/383
4,597,291	7/1986	Motomiya	361/395 X

FIG. 1 is a front, top, and right side perspective view of a front panel showing our new design;
FIG. 2 is a left side elevational view thereof;
FIG. 3 is a bottom plan view thereof;
FIG. 4 is a front, top, and right side perspective view of an alternate embodiment front panel showing our new design, all omitted views being identical to those shown in FIGS. 2-3 of the first embodiment; and,
FIG. 5 is a top plan view of a front panel shown in FIG. 1 and FIG. 4.



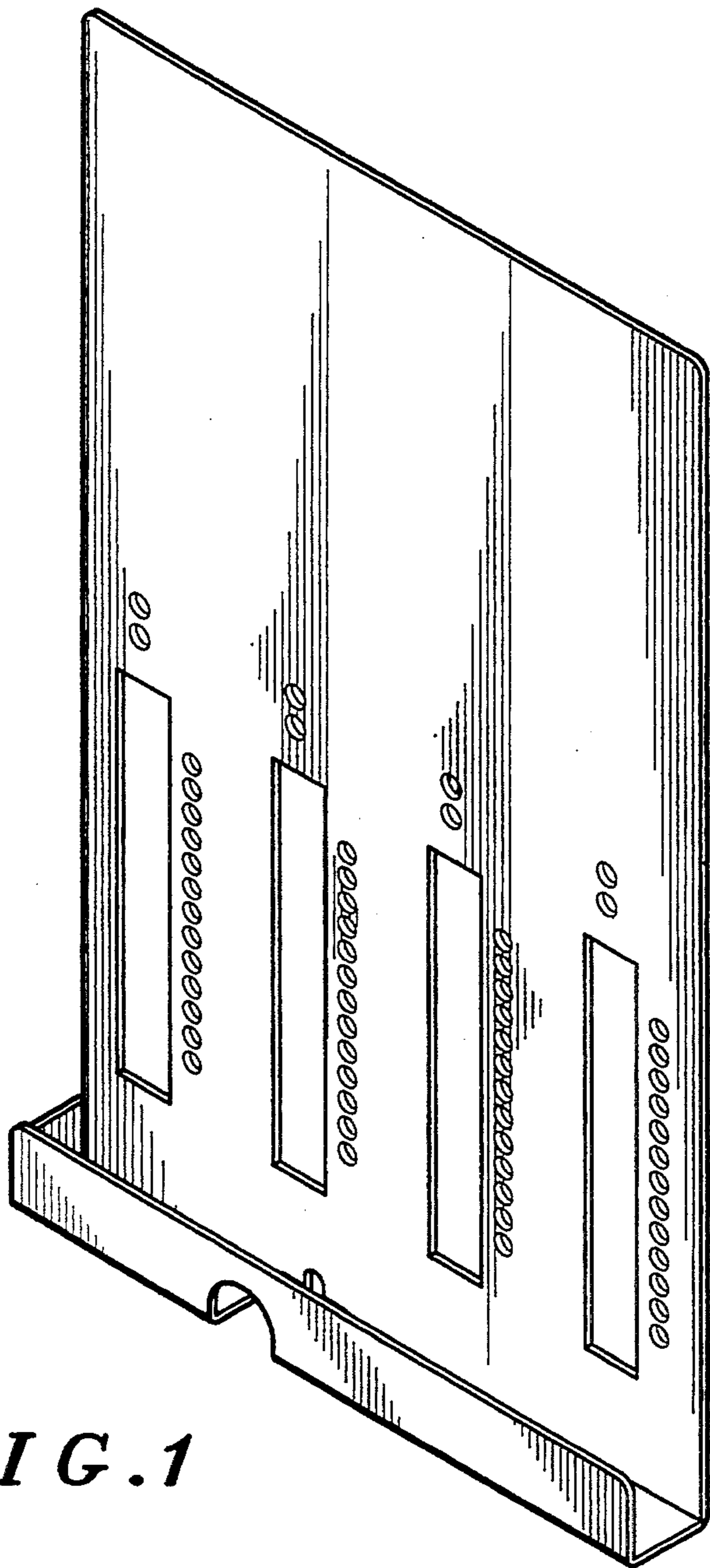


FIG. 1



FIG. 2



FIG. 3




FIG. 4

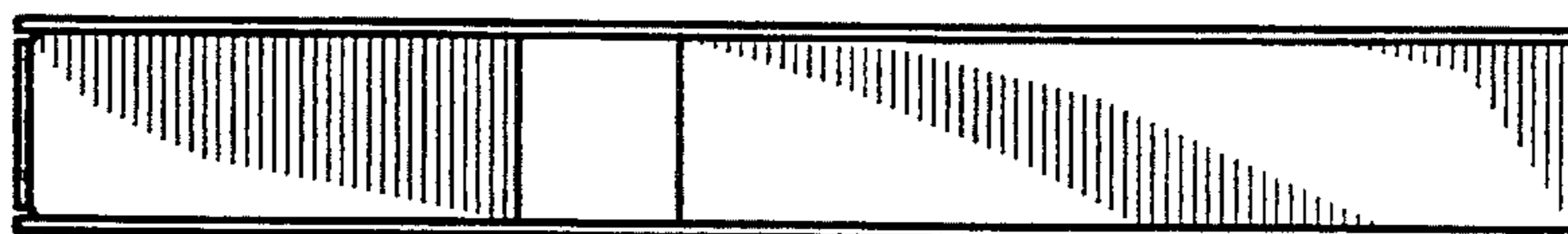


FIG. 5