



US00D358103S

United States Patent [19]

[11] **Patent Number: Des. 358,103**

Munkel

[45] **Date of Patent: ** May 9, 1995**

[54] **SET-UP GAUGE**

[75] **Inventor: Kenneth J. Munkel, Des Moines, Iowa**

[73] **Assignee: Woodsmith Corporation, Des Moines, Iowa**

[**] **Term: 14 Years**

[21] **Appl. No.: 22,355**

[22] **Filed: May 4, 1994**

[52] **U.S. Cl. D10/65**

[58] **Field of Search D10/61, 62, 64, 65, D10/70, 71; 33/403, 474-484, 483-494**

[56] **References Cited**

U.S. PATENT DOCUMENTS

114,634 5/1871 Bailey 33/480
D. 180,356 5/1957 Brower D10/65 X

OTHER PUBLICATIONS

Starrett; Bench Levels with Double Plumbs No. 132; Oct. 1947; p. 238.

Primary Examiner—Antoine Duval Davis

[57] **CLAIM**

The ornamental design for a set-up gauge, as shown and described.

DESCRIPTION

FIG. 1 is a front elevational view of the present invention;


FIG. 2 is a right side elevational view of the invention shown in FIG. 1;

FIG. 3 is a top plan view of the invention shown in FIG. 1;

FIG. 4 is a rear elevational view of the invention shown in FIG. 1;

FIG. 5 is a left side elevational view of the invention shown in FIG. 1; and,

FIG. 6 is a bottom plan view of the invention shown in FIG. 1.






FIG 1



FIG 2

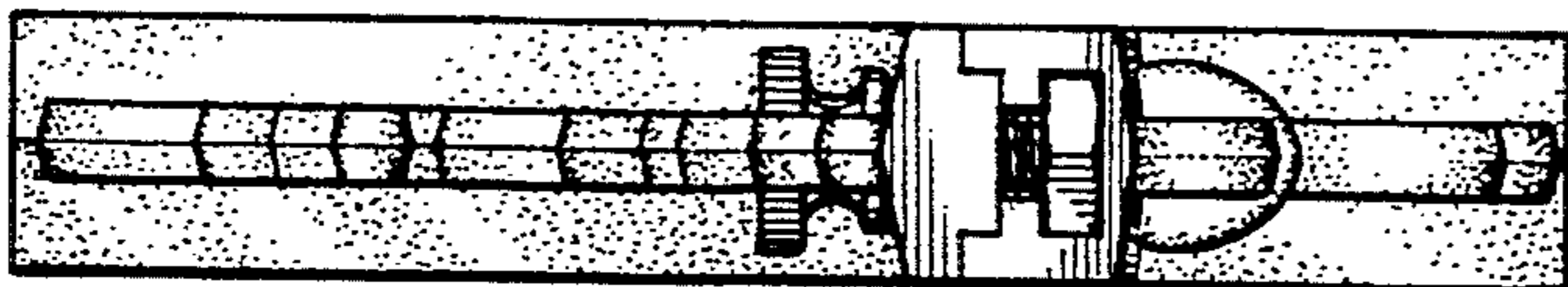


FIG 3




FIG 4

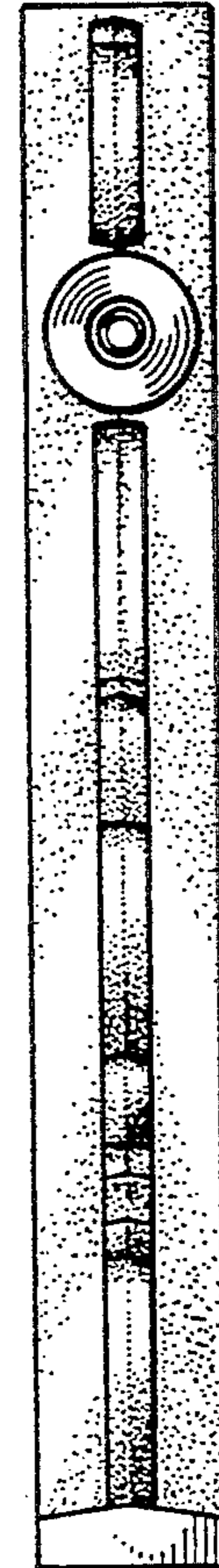


FIG 5




FIG 6