



US00D358101S

**United States Patent** [19]  
**Scheufele**

[11] **Patent Number: Des. 358,101**

[45] **Date of Patent: \*\* May 9, 1995**

[54] **WATCH AND BRACELET**

[75] **Inventor: Karl-Friedrich Scheufele,**  
Promenthoux, Switzerland

[73] **Assignee: Le Petit-Fils de L. U. Chopard & Cie**  
S.A., Meyrin/GE, Switzerland

[\*\*] **Term: 14 Years**

[21] **Appl. No.: 770,953**

[22] **Filed: Oct. 3, 1991**

[30] **Foreign Application Priority Data**

Apr. 4, 1991 [XH] Hague Agreement ..... 34/1194

[52] **U.S. Cl. .... D10/32; D10/39**

[58] **Field of Search .... D10/1-29,**  
D10/30-39, 40, 122-132; 368/82-84, 239-242,  
276, 277, 280-282, 285, 318, 322, 323

[56] **References Cited**

**U.S. PATENT DOCUMENTS**

D. 284,356 6/1986 Porsche ..... D10/32  
D. 286,382 10/1986 Matsuo ..... D10/30 X

**OTHER PUBLICATIONS**

Hong Kong Enterprise Oct. 1990, see p. 107, circled watch #705B.  
Jeweler's Circular—Keystone, Apr. 1988, p. 87, see circled watch, lower center.  
Swiss Watch and Jewelry Journal, Feb. 1987 p. 618—see featured watch.  
Swiss Watch and Jewelry Journal, Feb. 1988 p. 345, see featured watch, both views.

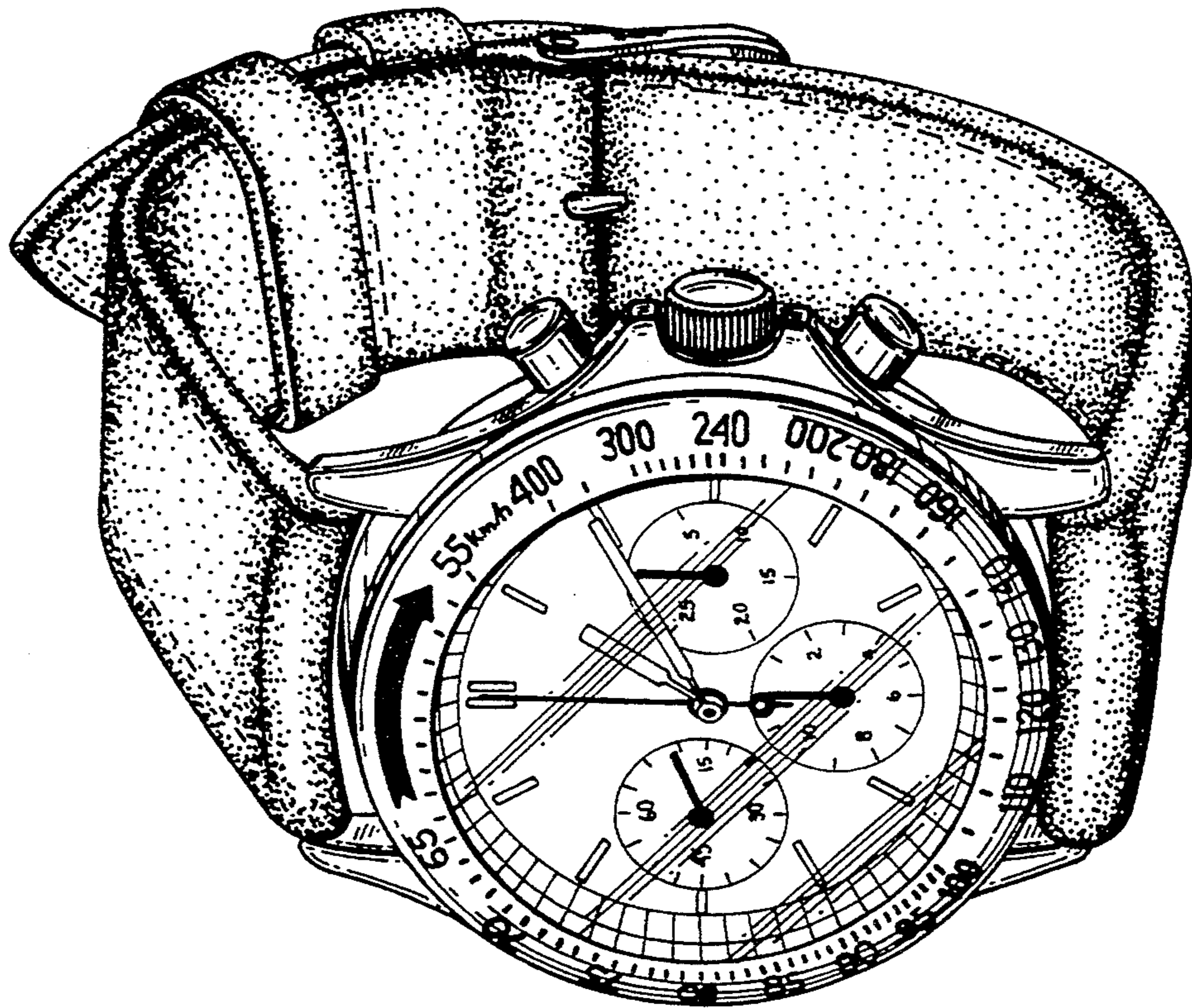
*Primary Examiner*—Martie Thompson  
*Attorney, Agent, or Firm*—McGlew and Tuttle

[57] **CLAIM**

The ornamental design for a watch and bracelet, as shown and described.

**DESCRIPTION**

FIG. 1 is a front perspective view of a watch and bracelet showing my new design;  
FIG. 2 is a left side elevational view;  
FIG. 3 is a right side elevational view;  
FIG. 4 is a rear elevational view;  
FIG. 5 is a front elevational view;  
FIG. 6 is a bottom end view with the strap portion removed for convenience of illustration; and,  
FIG. 7 is a top end view thereof, also with the strap portion removed for convenience of illustration.



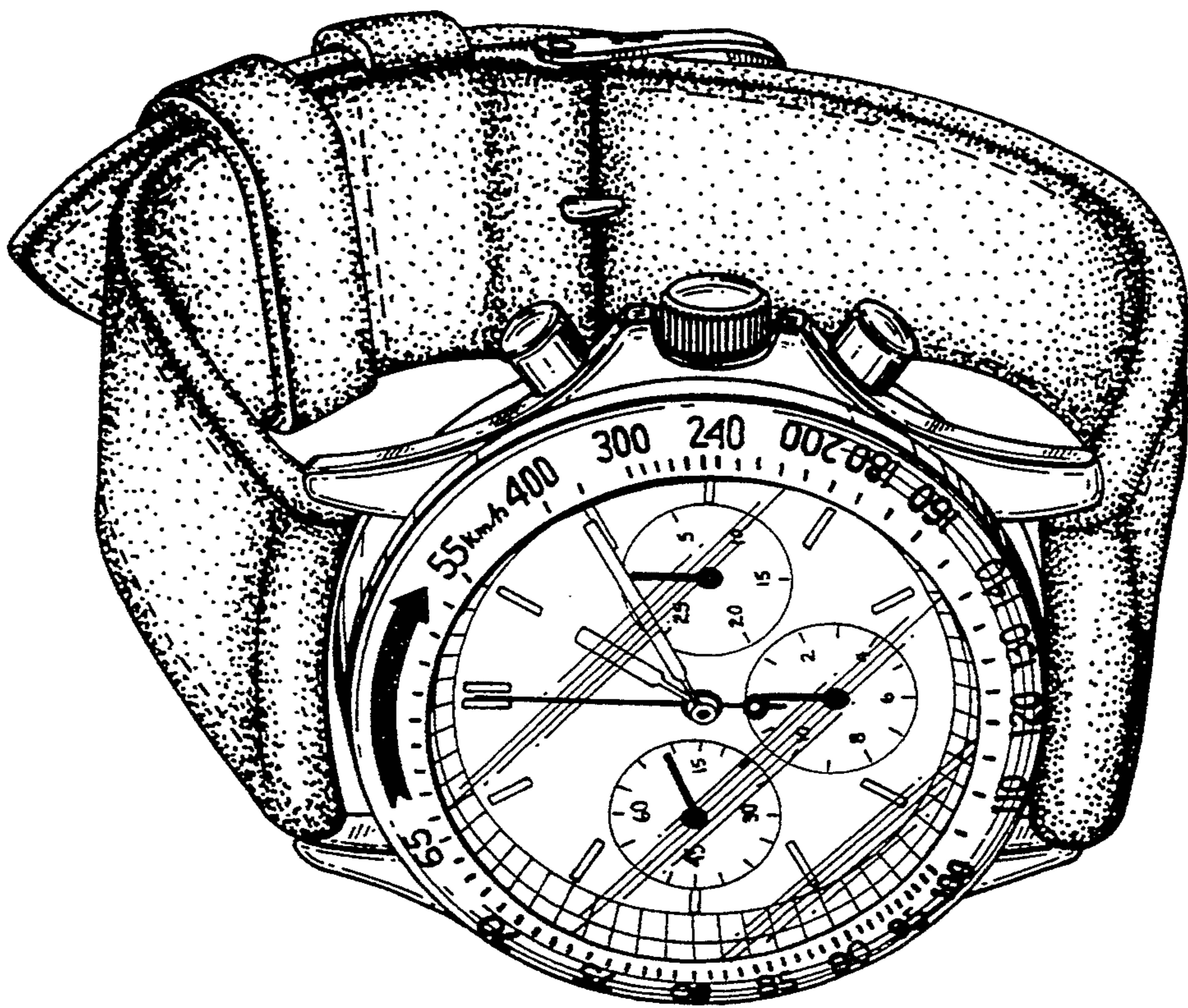


FIG. 1

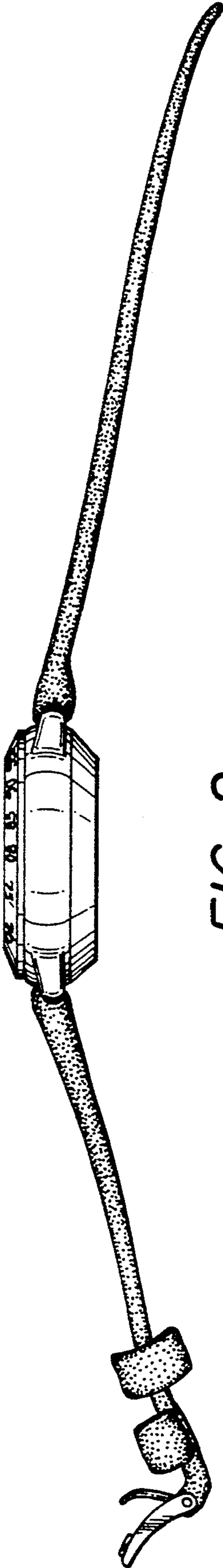


FIG. 2

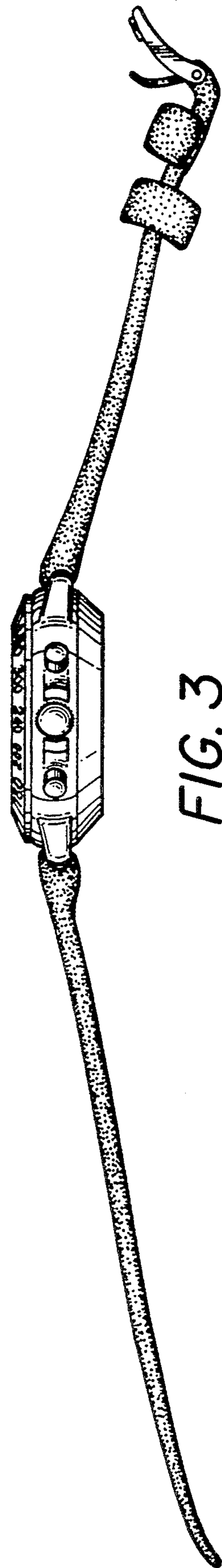


FIG. 3




FIG. 4


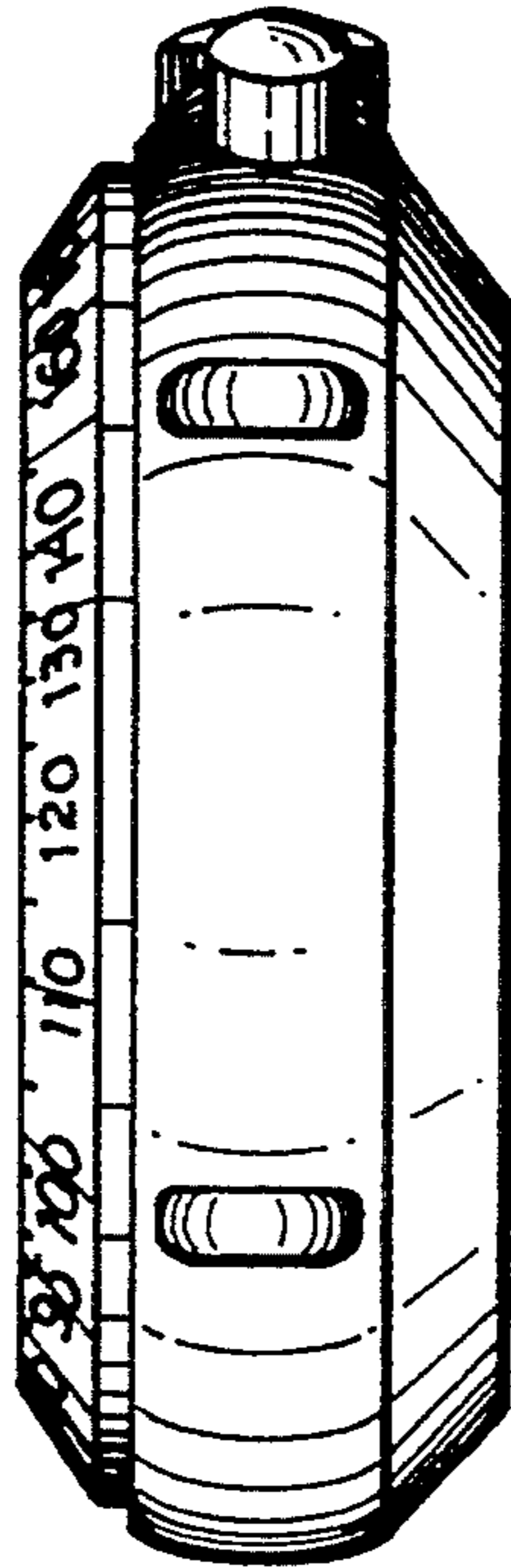
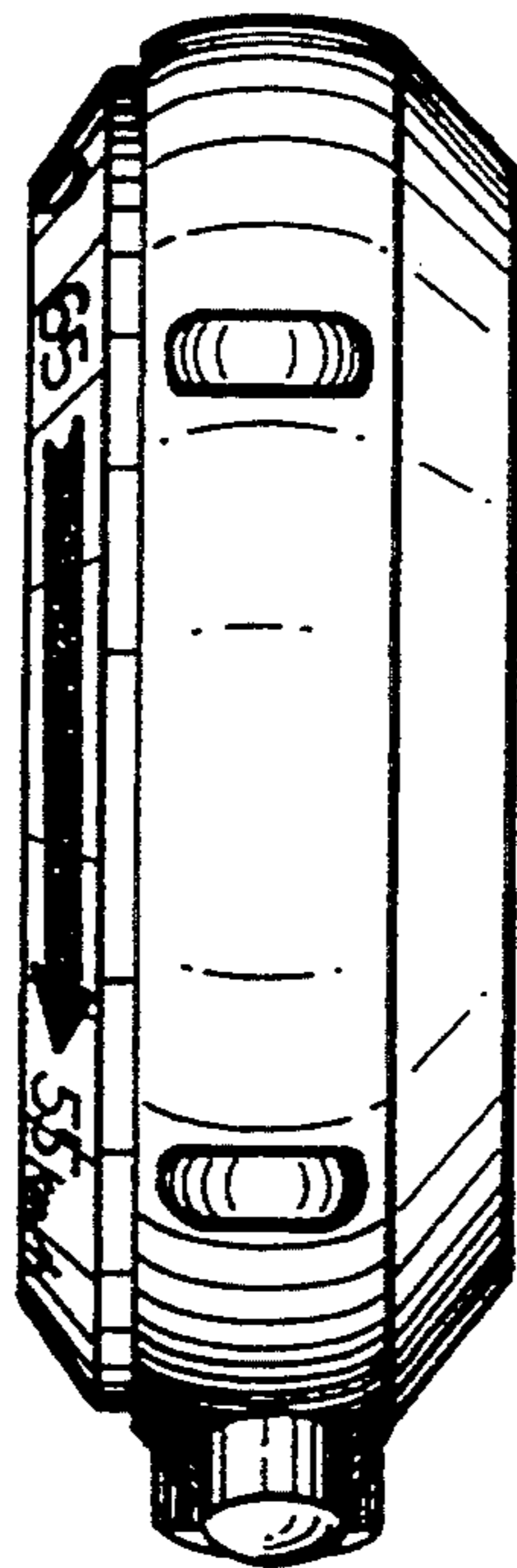


FIG. 5



*FIG. 6*



*FIG. 7*